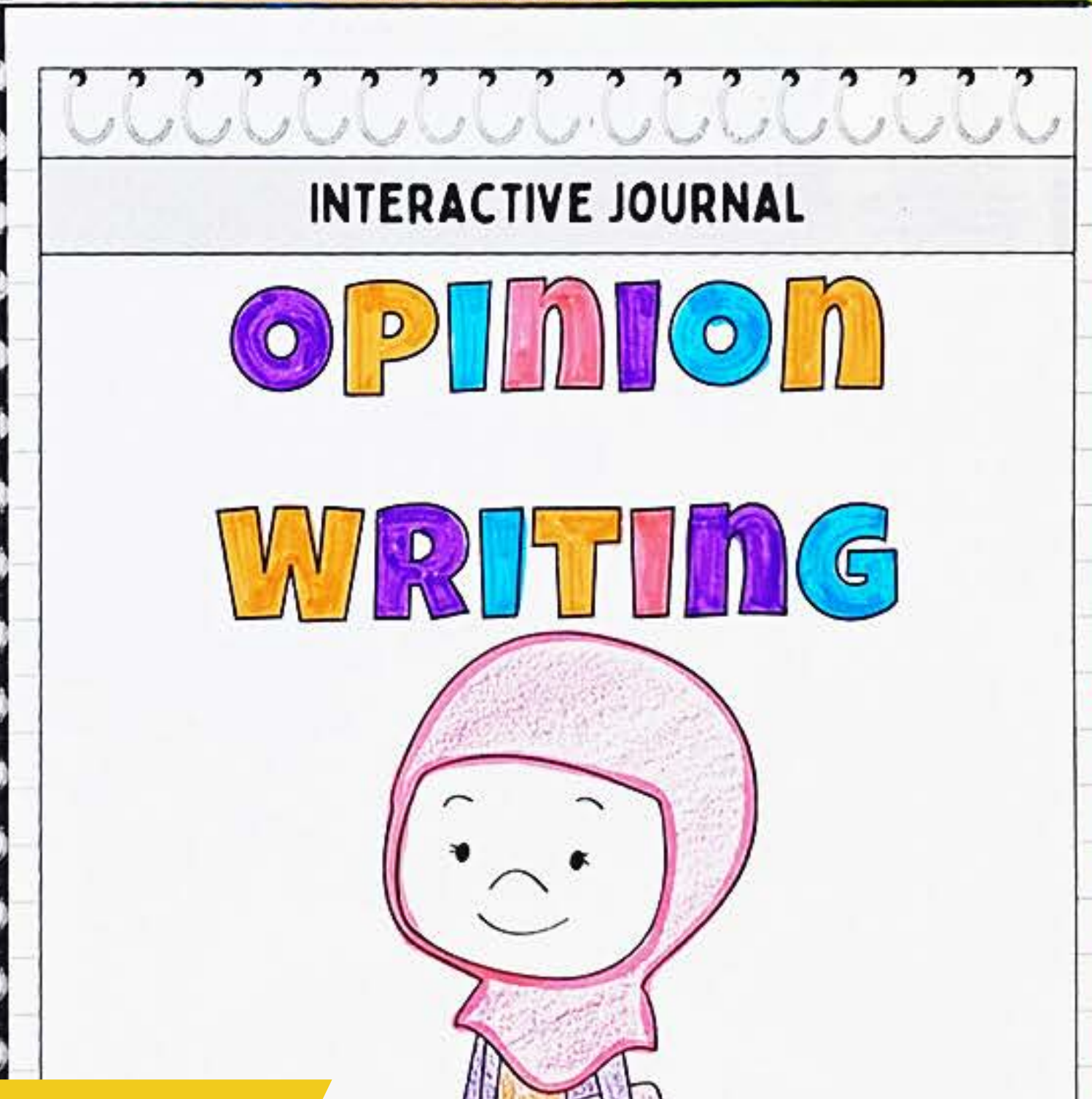



# OPINION writing



2ND & 3RD GRADE

PRINT & DIGITAL



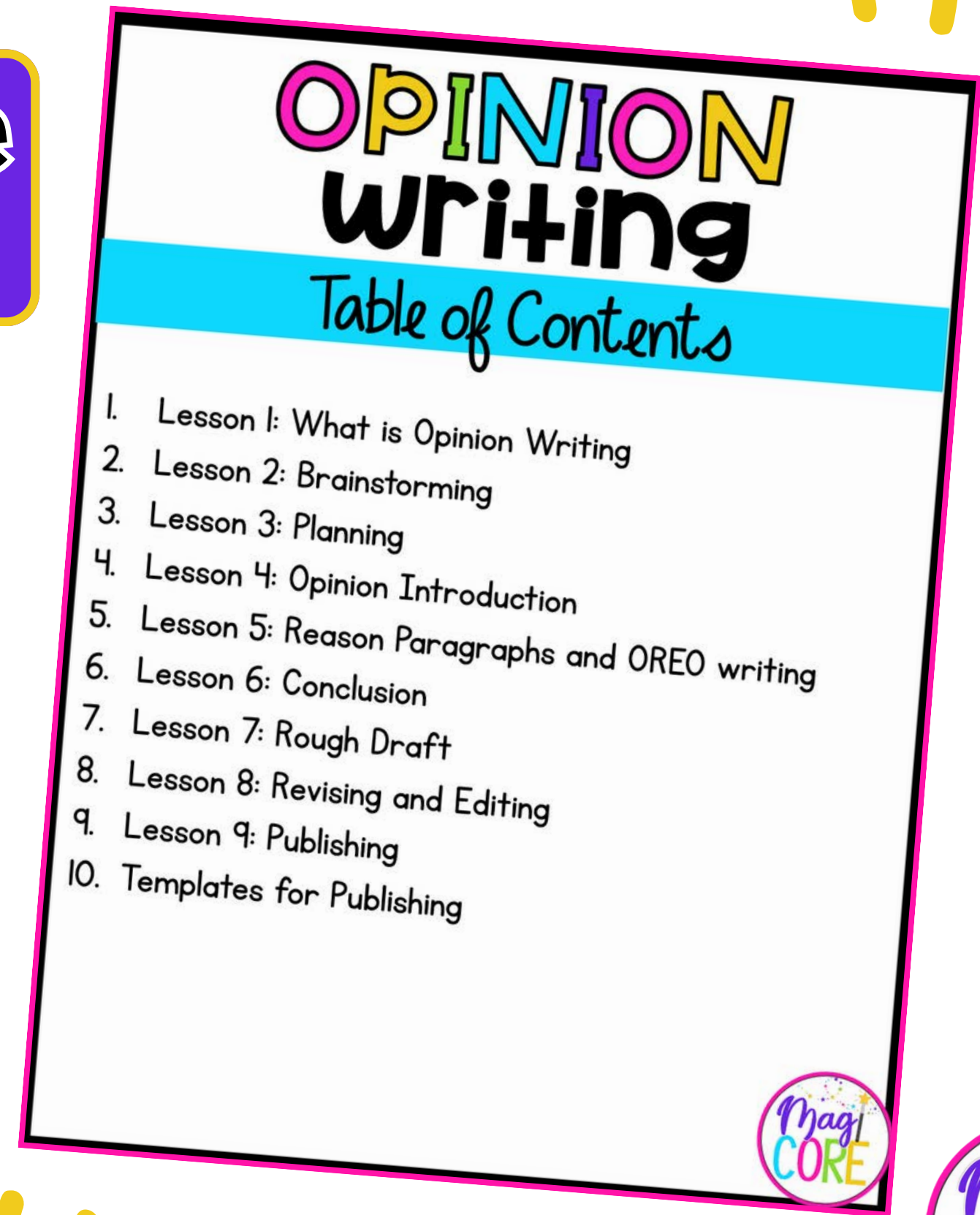


# WHAT'S INSIDE?

## 9 Lessons to Cover an Entire Opinion Writing Unit.

### Each Lesson Includes:

- Lesson Plan
- Introductory Page
- Anchor Charts
- Templates
- Graphic Organizers
- Rubric



**OPINION**  
**Writing**  
Table of Contents

1. Lesson 1: What is Opinion Writing
2. Lesson 2: Brainstorming
3. Lesson 3: Planning
4. Lesson 4: Opinion Introduction
5. Lesson 5: Reason Paragraphs and OREO writing
6. Lesson 6: Conclusion
7. Lesson 7: Rough Draft
8. Lesson 8: Revising and Editing
9. Lesson 9: Publishing
10. Templates for Publishing

Magi  
CORE





# INTERACTIVE NOTEBOOK

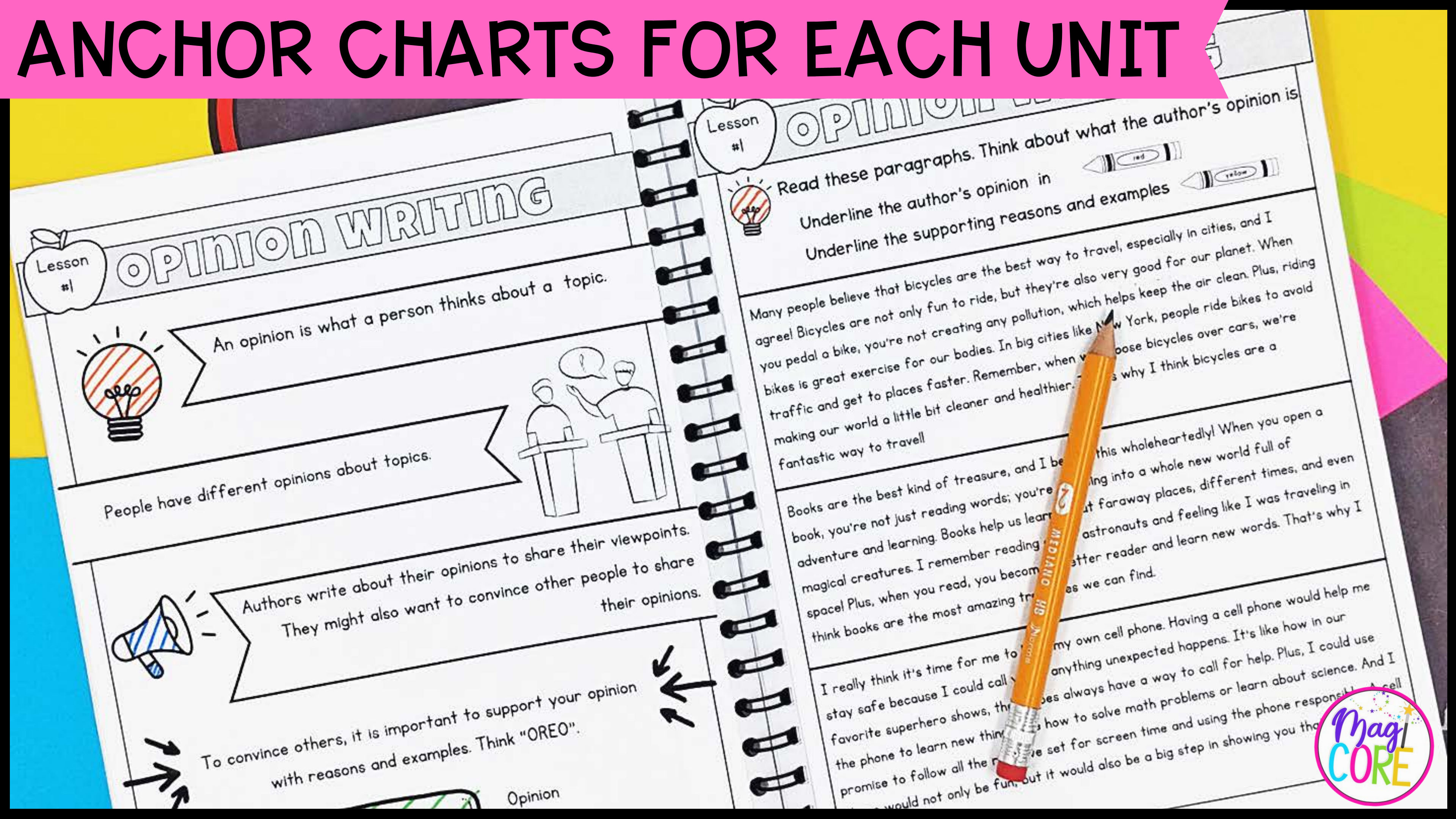
## INTERACTIVE JOURNAL

# OPINION WRITING





# ANCHOR CHARTS FOR EACH UNIT



Lesson #1

## OPINION WRITING



An opinion is what a person thinks about a topic.

People have different opinions about topics.



Authors write about their opinions to share their viewpoints.  
They might also want to convince other people to share their opinions.

To convince others, it is important to support your opinion with reasons and examples. Think "OREO".

Opinion

Lesson #2

## OPINION WRITING



Read these paragraphs. Think about what the author's opinion is.  
Underline the author's opinion in  
Underline the supporting reasons and examples

Many people believe that bicycles are the best way to travel, especially in cities, and I agree! Bicycles are not only fun to ride, but they're also very good for our planet. When you pedal a bike, you're not creating any pollution, which helps keep the air clean. Plus, riding bikes is great exercise for our bodies. In big cities like New York, people ride bikes to avoid traffic and get to places faster. Remember, when we choose bicycles over cars, we're making our world a little bit cleaner and healthier. This is why I think bicycles are a fantastic way to travel.

Books are the best kind of treasure, and I believe in this wholeheartedly! When you open a book, you're not just reading words; you're stepping into a whole new world full of adventure and learning. Books help us learn about faraway places, different times, and even magical creatures. I remember reading about astronauts and feeling like I was traveling in space! Plus, when you read, you become a better reader and learn new words. That's why I think books are the most amazing treasure we can find.

I really think it's time for me to get my own cell phone. Having a cell phone would help me stay safe because I could call anyone if anything unexpected happens. It's like how in our favorite superhero shows, the heroes always have a way to call for help. Plus, I could use the phone to learn new things, like how to solve math problems or learn about science. And I promise to follow all the rules I've set for screen time and using the phone responsibly. A cell phone would not only be fun, but it would also be a big step in showing you that I'm responsible.





# BRAINSTORMING TO PUBLISHING


## Take Students Through the Entire Writing Process

**Lesson #3**

### PLANNING

Once writers select a purpose and a topic, they plan their writing. Planning helps writers organize their ideas into a structure so they are able to communicate with the reader.

**THINK OREO**  
Your opinion is the cookie.  
You state it at the beginning, and restate it again at the end.  
Your supporting reasons are the filling.



**Lesson #3**

### OREO GRAPHIC ORGANIZER

**OPINION** Teachers should give students at least 30 minutes of homework every day.

**REASON #1** Reinforcement of classroom Learning: Homework provides an

**REASON #2**

**REASON #3**


**RE**

**RE**

**RE**

**PLANNING RUBRIC**

✓ +	✓	✓ -
I outlined three strong reasons to convince my reader.	I outlined two strong reasons to convince my reader.	I outlined one strong reason to convince my reader.
I outlined three clear examples that prove each reason.	I outlined two clear examples that prove each reason.	I outlined one clear example that proves each reason.





# SCAFOLDED ORGANIZERS

Lesson  
#2

## BRAINSTORMING

- Tells a reader how the author thinks, feels, and experiences a topic
- Author gives logically grouped and ordered reasons for their opinion
- Author convinces reader of their opinion using facts and supporting details

I want...

The best...

Opinion  
Ideas

I believe...


## OPINION TOPICS

Authors write about topics they are experts on. Write three things you could write narratives about.

★ I really want to have...

★ The best...

★ I believe...

 Circle the topic you want to write about.

Authors write about...

★ I really want to have...

★ The best...

Name: \_\_\_\_\_

Date: \_\_\_\_\_

## TOPIC SELECTION

✓ + 

I selected a topic I am knowledgeable about.

✓ - 

I did not select a topic.

I selected a topic I am passionate about.

\_\_\_\_\_ narratives about.

Mag  
CORE



# STRATEGIES WITH SAMPLE ANSWERS

Lesson #4

## OPINION HOOKS

- An introduction tells the reader what the author's opinion is.
- An author should engage the reader in their introduction by writing a HOOK

STRATEGY	EXAMPLE	NON EXAMPLE
Ask a Question ???	Are you looking for a best friend and a companion who will always	Do you want to have a dog for a pet?

Description Using

Lesson #4

## OPINION INTRODUCTION

Write your introduction using a hook.


Hook Strategy: ???

Hook: \_\_\_\_\_

Tell Your Topic: \_\_\_\_\_

### OPINION INTRODUCTION STARTERS

- In my opinion...
- I prefer...
- I think...
- I feel...
- I know...
- I believe...
- The best thing about...
- The greatest part about...
- The worst part about...



Make Teaching a Breeze!





# FOLDABLES & ORGANIZERS

Lesson #2

## BRAINSTORMING

Author thinks, feels, and experiences a topic  
based reasons for their opinion  
and supporting details

Lesson #5

### Setting

The setting is **where** and **when** a story takes place.

Setting is important because it helps your readers visualize where your story takes place. It helps readers feel like they are in your story.

#### Parts of a Good Setting Description

**Place:** Where does your story happen?

**Time:** When does your story take place?

**Mood:** How does the setting make you feel?



Where

When

#### Using Senses to Describe Setting

1. See: Colors, objects, people
2. Hear: Sounds, conversations, noises
3. Smell: Scents and odors in the environment
4. Touch: Textures and temperatures
5. Taste: (if applicable) Flavors or tastes associated with the setting

#### Tips for Writers

1. Be specific: Give details that make the setting unique.
2. Use adjectives: Describe using words that tell about nouns.
3. Connect to emotions: How does the setting relate to your feelings in the story?

Lesson #5

### Setting Examples

The setting is **where** and **when** a story takes place.

Example 1: The sunny park was filled with the sound of laughing children and the sweet smell of spring flowers.

Example 2: Our kitchen was warm and cozy, with the sound of sizzling bacon and the bright yellow walls.

Underline one thing of each example

Underline one thing of each example

Lesson #5

### Setting Description

The more vivid your words, the better picture your readers will have!

The park is alive with vibrant colors: the lush green of the grass, the bright reds and yellows of the playground equipment, and the clear blue sky overhead. The children are playing by the

## OPINION TOPICS

Authors write about topics they are experts on. Write three things you could write narratives about.

★ I really want to have...

★ The best...

★ I believe...

Circle the topic you want to write about.

Authors write about...

★ I really want to have...

★ The best...

Name: \_\_\_\_\_

Date: \_\_\_\_\_

## TOPIC SELECTION

✓ +

I selected a topic I am knowledgeable about.

✓ -

I did not select a topic.

I selected a topic I am passionate about.

\_\_\_\_\_ narratives about.





# DRAFTING TEMPLATES

**DRAFTING**

**INTRODUCTION**

**REASON 2**

- ✓ State your reason.
- ✓ Use a linking word.

Picture

**REASON 3**

- ✓ State your reason.
- ✓ Use a linking word.

**CONCLUSION**

- ✓ Restate your opinion
- ✓ Wrap everything up

**RUBRIC**

Element	Evidence from Writing
I can write an Introduction that <ul style="list-style-type: none"><li>▪ Tells my opinion</li><li>▪ Engages the reader</li></ul>	
I have three clear reasons to support my opinion.	





# MINI RUBRICS FOR LESSONS

## PEER REVIEW FEEDBACK

Type of Feedback	Example of Good Feedback	Non-Example of Poor Feedback
Specific and Constructive	"I really liked your text's opening sentence! It made me want to read more. Maybe you could add another reason that supports your opinion."	"Your writing is nice."
Positive and Encouraging	"I really admire the way you expressed your ideas passionately. Your introduction was engaging, and your reasons were well thought out. It's clear that you put a lot of effort into researching your topic."	"I loved reading your opinion text! You did a great job, and everything about it was perfect. There's nothing you need to improve."
Question-Driven	"I liked your ideas! Can you tell me more about what games you think are best for recess? Also, why do you think these games are so much fun? If you write about that, it might help everyone understand your opinion better."	"Your story about recess was cool. Do you like playing at recess?"
Unhelpful	"To strengthen your argument, you might consider adding a paragraph about the types of healthy foods you think should be included in the school cafeteria. This could give your readers a better understanding of your opinion."	"I think it's just fine as it is and doesn't need any changes."

Peer Reviser Name: \_\_\_\_\_

Date: \_\_\_\_\_

In your opinion writing, you included:

- ☐ Introduction that states your opinion
- ☐ Introduction that engaged the reader
- ☐ 3 clear reasons

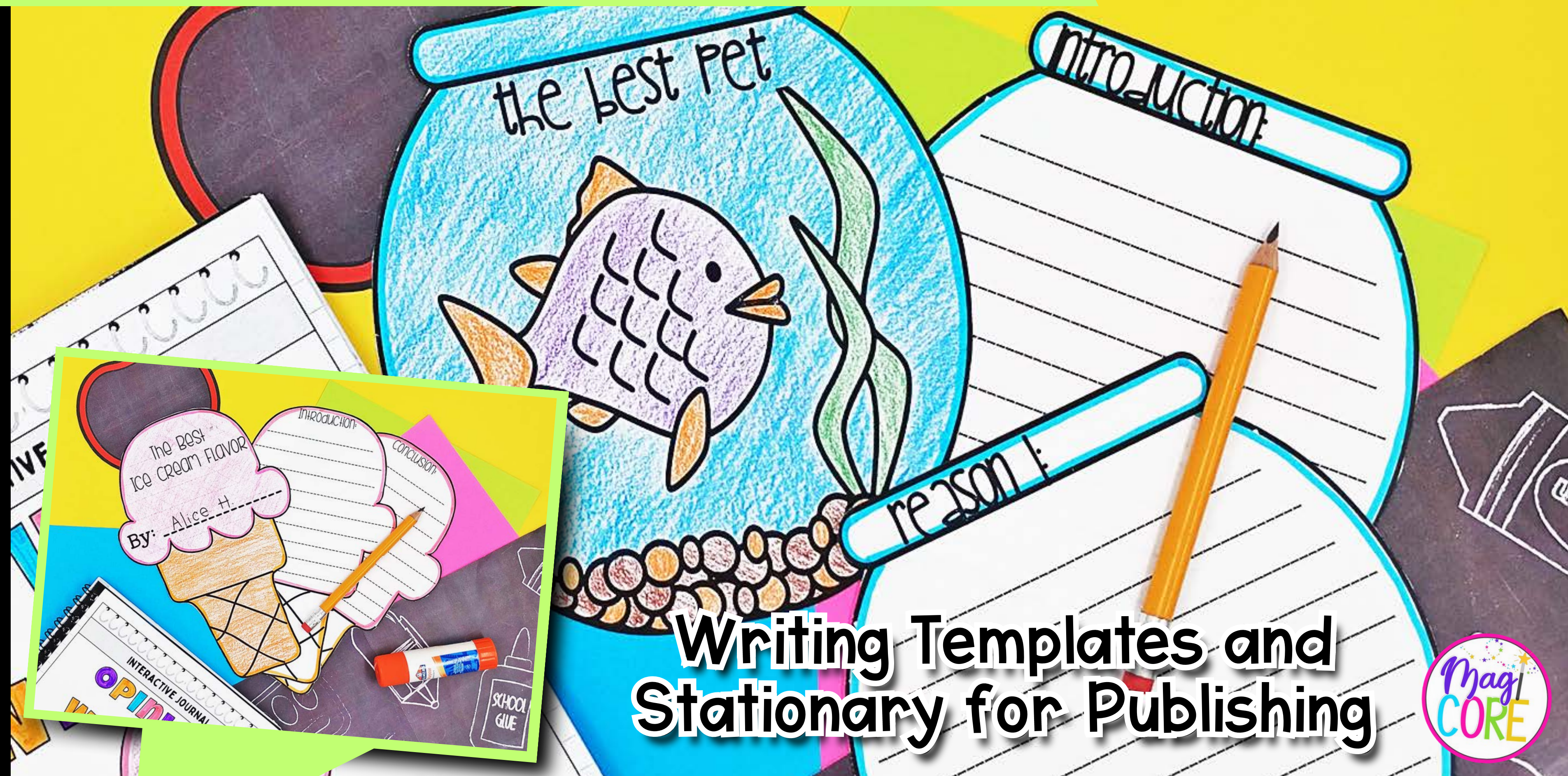
Linking words that connect your opinion to your reason

Conclusion that restated the topic

Conclusion that left the reader thinking



# TEMPLATES & STATIONARY



**Writing Templates and  
Stationary for Publishing**





# SYSTEMIC TEACHING APPROACH

# Encourage Good Writing Skills and Strategies Through Systemic Teaching Approach and Modeling





# UPGRADE THEIR SKILLS!

Writing  
Bundle

2nd & 3rd Grade

Print & Digital

NARRATIVE  
writing

2nd & 3rd Grade

My First Day of School

EXPLANATORY  
writing

2nd & 3rd Grade

Composition

REPORT  
writing

2nd & 3rd Grade

All About Ladybugs

OPINION  
writing

2nd & 3rd Grade

The Best Pet

Print & Digital

Love this unit, but  
need something  
more?  
**TRY THE BUNDLE!**

