

5 SONGS & RHYMES, MINI-BOOK,  
CENTER ACTIVITY

2nd Grade

# MONEY

The image displays five overlapping worksheets for a 2nd-grade money unit. A red apple is placed over the top left, and a yellow pencil is placed over the bottom right.

- Pet Store Shopping:** Includes a drawing of a turtle and a dog. Directions: Draw the combination of bills and coins you could use to buy the following toys.
- Count It Up:** Includes a drawing of various US coins. Directions: Count up all the coins and write the total in cents and dollars.
- Toy Store Shopping Spree:** Includes a drawing of a girl in a blue dress with a price tag of \$11.75. Directions: Draw the combination of bills and coins you could use to buy the following toys.
- Money Story Problems:** Includes a drawing of a turtle. Directions: Solve each word problem and be sure to show your work.
  - 1. Trevion has 3 quarters in his pocket. Taylor has 2 quarters, two nickels, five pennies. Which of the following combinations of bills and coins is equal to the amount of money they have together?
    - A) two quarters, one dime, one nickel
    - B) two quarters, two nickels, five pennies
    - C) two quarters, two dimes, one nickel
- Candy Store:** Includes a drawing of a candy bar. Directions: Circle the correct price tag for each item.




PRINTABLE • GOOGLE SLIDES

# WHAT'S INSIDE?

## Money

### Table of Contents:

1. Pedagogy
2. Lesson Plans
3. Model Print Coin and Bill Set
4. Vocabulary
5. Money Song
6. Money Rhymes
7. Coins Anchor Chart
8. Count The Money Worksheet
9. Adding Money Anchor Chart
10. Count It Up Worksheet
11. Guided Practice Day 3
12. Match The Money Worksheet
13. Mini-book
14. Money Story Problems
15. Toy Store Shopping Spree Worksheet
16. Pet Store Shopping Worksheet
17. I have . . . Who has . . .? Group and Center Activity
18. Money Assessment



The Google Slides version of this resource requires that you make a copy of the resource to your own Google Drive.

[CLICK HERE](#) TO MAKE A COPY OF THIS RESOURCE TO YOUR GOOGLE DRIVE.

\* You MUST have a Google account to access this resource. [Click HERE](#) if you need help setting up a Google account.

©2018 Jackie

PRINTABLE PDFs and INTERACTIVE DIGITAL VERSIONS included

- Solving problems with Money
- 5 Songs & Rhymes, Engaging Game, 3 Mini-Book, and 1 Cumulative Quiz
- AND links to interactive digital versions

Printable & Digital Links Included





# STANDARD ALIGNED ACTIVITIES

- Fun and aligned activities.
- Variety of worksheets and hands on engagement.
- Helps students solve problems related to money.
- Countless worksheets to ensure fluency.

**Count the Money**  
Name: \_\_\_\_\_ Date: \_\_\_\_\_  
Directions: Write down the name of the coin. Then, count up the coins and write the total in cents and dollars.  
Total: \_\_\_\_\_

**Candy Store**  
Circle the correct price tag for each item.  
88¢ or \$0.88  
0.96¢ or \$0.96  
15¢ or \$15.00  
0.9¢ or \$0.91  
43¢ or \$

**Match the Money**  
Name: \_\_\_\_\_ Date: \_\_\_\_\_  
Directions: Draw a line to match the coin with its equivalent. Write the amounts.  
1. \_\_\_\_\_  
2. \_\_\_\_\_  
3. \_\_\_\_\_  
4. \_\_\_\_\_

**Money Story Problems**  
Name: \_\_\_\_\_ Date: \_\_\_\_\_  
Directions: Solve each word problem and be sure to show your work.  
quarters in his pocket. Taylor has the same amount in his  
of the following combinations of coins could Taylor have?  
quarters, one dime, one nickel, one penny  
quarters, two nickels, five pennies  
quarters, two dimes, one nickel  
quarter, 5 dimes, 2 nickels  
Count It Up  
is and write the total in cents and dollars.

# ORIGINAL SONG

- Original song and videos to keep students engaged!
- Reinforces understanding of how many of each coin to a dollar.
- Mirrors Anchor Charts.

**Money Song**

Money money let's sing about money  
all those coins and cash  
Money money let's sing about money  
just don't spend it too fast

Well first we have a penny  
And it is only one cent!  
To make a dollar you will need  
100 of them!

Next up meet the nickel  
It's worth 5 pennies  
And to make 1 dollar with nickels  
You will need 20

After the nickel we have a dime  
Which is small but worth 10 cents  
This time to make a dollar  
You only need 10 of them

And our final coin is the quarter  
The biggest one and worth more  
It's 25 cents and to get a dollar  
You will need four

Money money let's sing about money  
All those coins and cash  
Money money let's sing about money  
just don't spend it too fast

ash we can have  
at once  
gher  
y

coins

cash

Magi CORE







# ANCHOR CHART

- 2 Anchor Charts to teach and break down the skill.
- Perfect to add into student folders or journals.
- Provides visual guidance on coins, adding money, and how to make a dollar.
- Explanation and modeling.

## Coins



In U.S. currency, we use cents, or coins. There are many types of coins, and they all have different values.

<b>Penny</b>	<b>Nickel</b>
 = 1¢	 = 5¢
<b>Dime</b>	<b>Quarter</b>
 = 10¢	 = 25¢




## Adding Money

We can add different coins together to create certain amounts!

1. Sort the coins.  

2. Order them from greatest to least.  

3. Count the amount.  
25, 50, 50, 70, 75, 80, 81, 82
4. Write the total.  
Total: 82¢  
When a total is 100¢ or over, we can make a dollar!  
100¢ = \$1

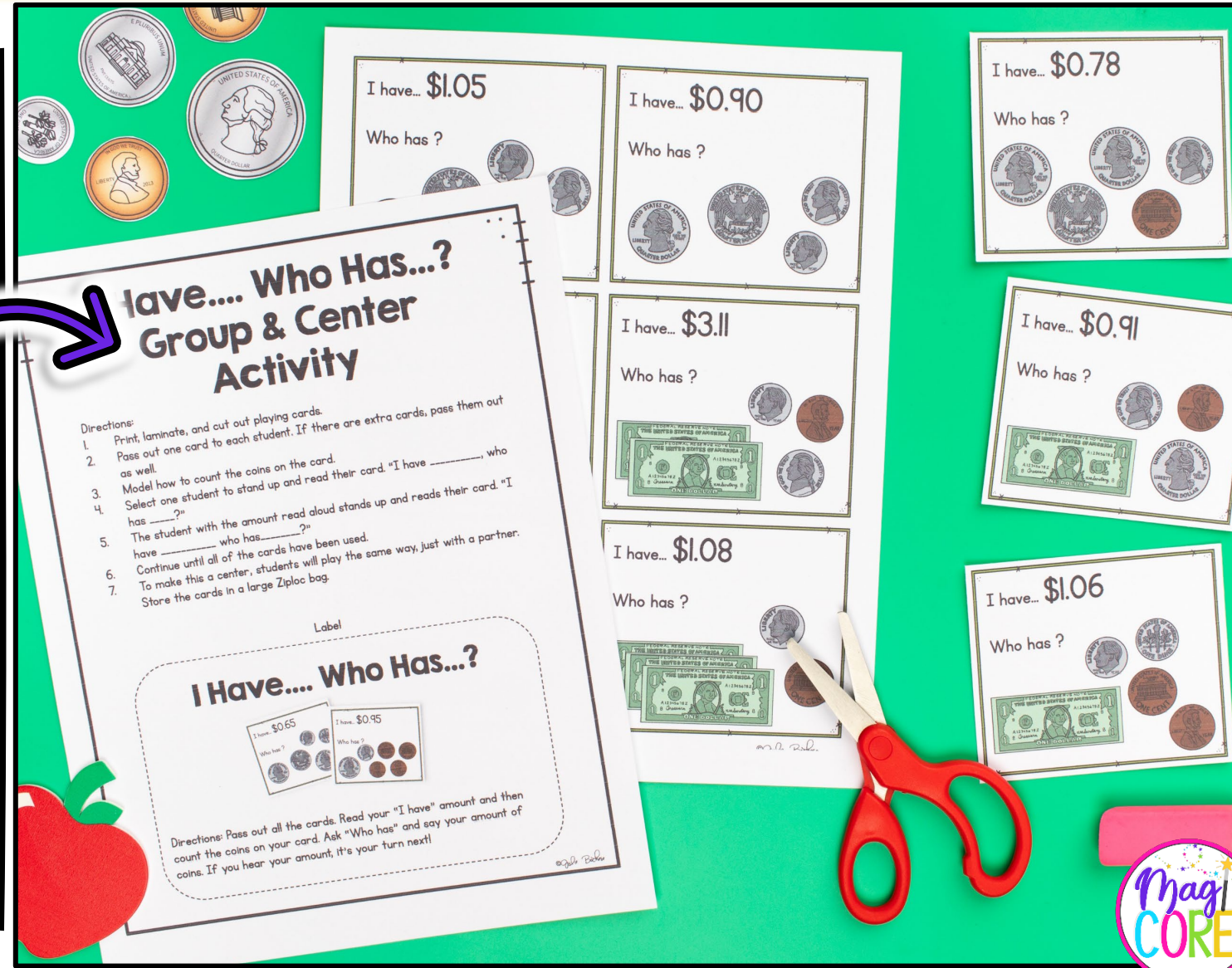
**\$1.14**

The leftover coins go in the cents.  
14¢ = \$0.14



# ENGAGING CENTER GAME

- I have ... Who has ...? engaging center game.
- Gets students adding money, while also having fun.
- Students utilize understanding of coins and adding money.
- All games can be utilized and played throughout the year!
- Designed to be played individually, in pairs, or groups.





# TAKE A PEEK

# Money Song

Money money let's sing about money  
all those coins and cash  
Money money let's sing about money  
just don't spend it too fast

Well first we have a penny  
And it is only one  
To make a dollar  
100 of them!

Next up meet th  
It's worth 5 pen  
And to make 1 dc  
You will need 20

After the nickel  
Which is small bi  
This time to mal  
You only need 10

And our final co  
The biggest one



\$ Money \$

Name:

Date:

## Count It Up

Directions: Count up all the

# I Have.... Who Has...?

## Group & Center

# Coins

In U.S. currency, we use cents, or coins. There are many types of coins, and they all have different values.

# Penny



# Nickel



# Adding Money

different coins together to create certain amounts!

Sort the coins.

er them from greatest to least.

the extra cards, pass them out

card. "I have \_\_\_\_\_, who

3 U their card. "I

I have... \$1.31

Who has ?

# Going on a Shopping Spree



5, 80, 81, 82

or over, we can make a dollar!  
100¢ = \$1

1.14

The leftover coins go  
in the cents.  
 $14\text{¢} = \$0.14$

I have... \$1.22

Who has ?



**Mag  
CORE**



# AND ANOTHER PEEK

Name: \_\_\_\_\_

Date: \_\_\_\_\_

## Money Assessment

Directions: Answer the word problems.

- Melanie has two quarters, three dimes, and one nickel in her pocket. Corey has the same amount in his pocket. Which of the following combinations of coins could Corey have?  
A) two quarters, one dime, two nickels, five pennies  
B) two quarters, 5 nickels  
C) three quarters, one dime, one nickel  
D) three quarters, two nickels
- Nate saved 57 pennies. His grandma gave him 23 more. How many pennies does Nate have now?
- Brittney had 91 pennies. She bought a candy bar for 45 pennies. How many pennies does Brittney have now?



Name: \_\_\_\_\_

Date: \_\_\_\_\_

## Money Assessment

Directions: Count the money. Write the total with a cent and dollar sign.

