
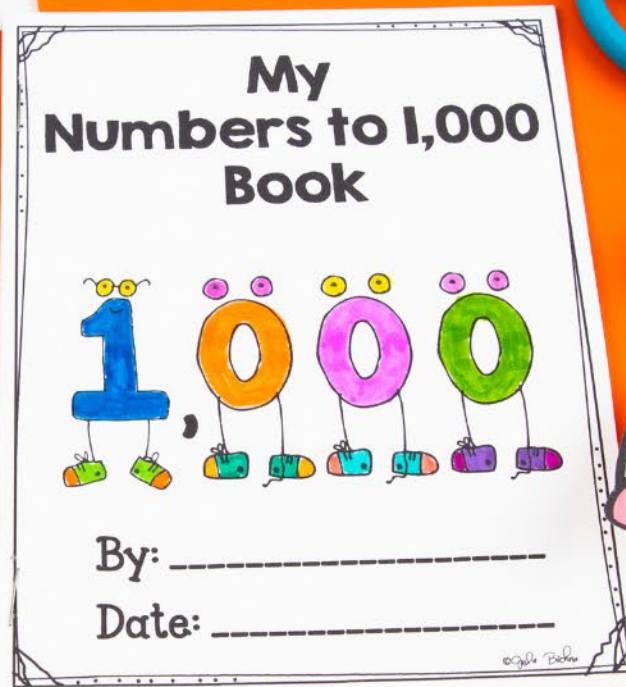



STANDARD, EXPANDED, &  
WRITTEN FORM

2nd Grade

# READ & WRITE TO 1,000




PRINTABLE • GOOGLE SLIDES

# WHAT'S INSIDE?

## Read & Write Numbers to 1,000

### Table of Contents

1. Pedagogy
2. Lesson Plans
3. Vocabulary
4. Song
5. Polly the Place Value Robot Anchor Chart
6. Base Ten Numerals Worksheet
7. Number of the Day (can be used throughout the year)
8. Guided Practice Day 3 Activity
9. Matching: Base Ten Numerals Worksheet
10. Expanded Form Mat
11. Expanded Form Worksheet
12. Number Names Worksheet
13. Puzzle Piece Number Center Game
14. Mini-book
15. Quiz
16. \*BONUS GAME: I have ... Who has ...? Center Activity

 The Google Slides version of this resource requires that you make a copy of the resource to your own Google Drive.  
[CLICK HERE](#) TO MAKE A COPY OF THIS RESOURCE TO YOUR GOOGLE DRIVE.

\* You MUST have a Google account in order to access this resource. [Click HERE](#) if you need help setting up a Google account.

PRINTABLE PDFs and INTERACTIVE  
DIGITAL VERSIONS included

- Read and Write numbers to 1,000 in standard form, expanded form, and word form
- Mini-book and Unit Assessment
- AND links to interactive digital versions

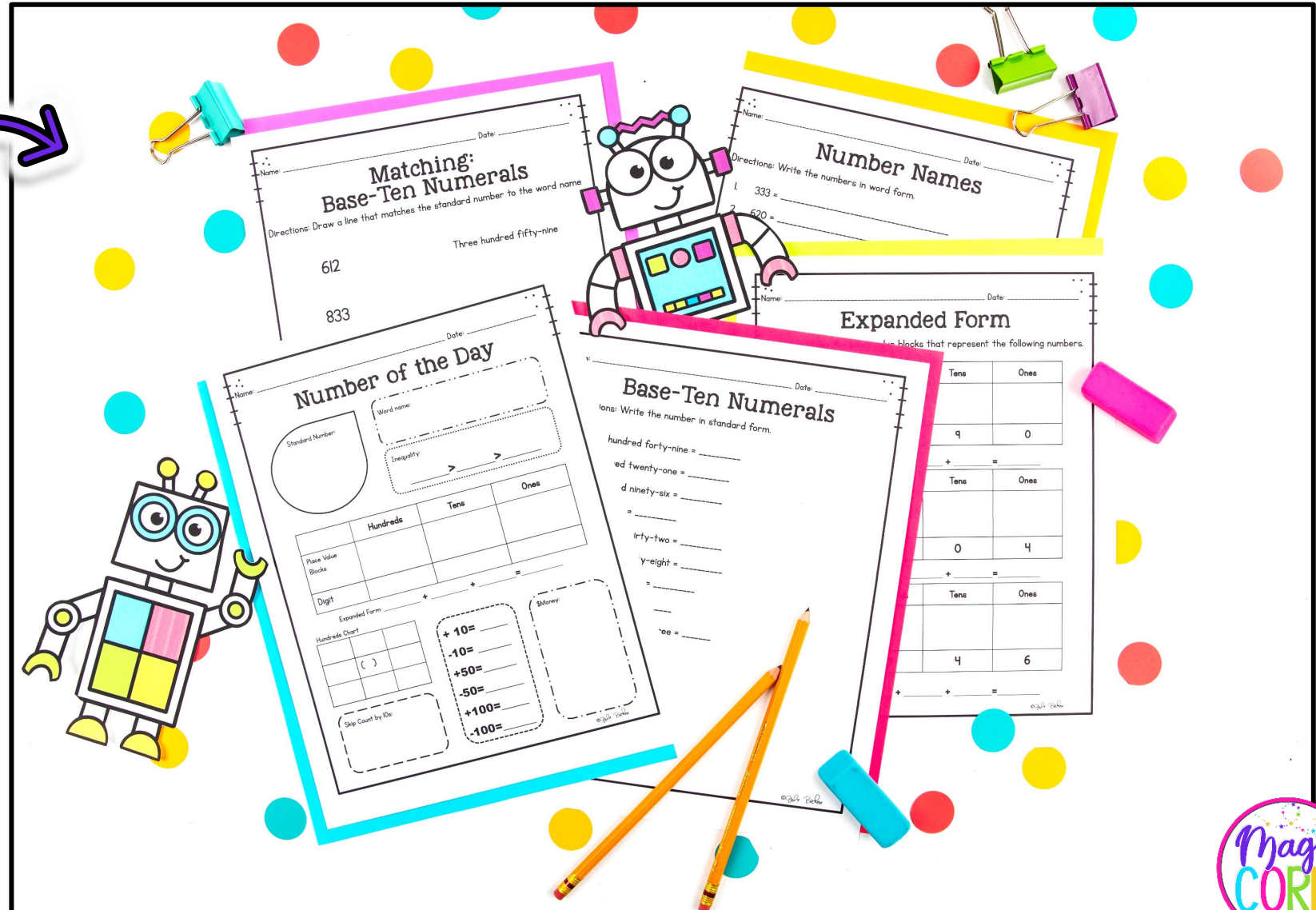
Printable & Digital Links  
Included





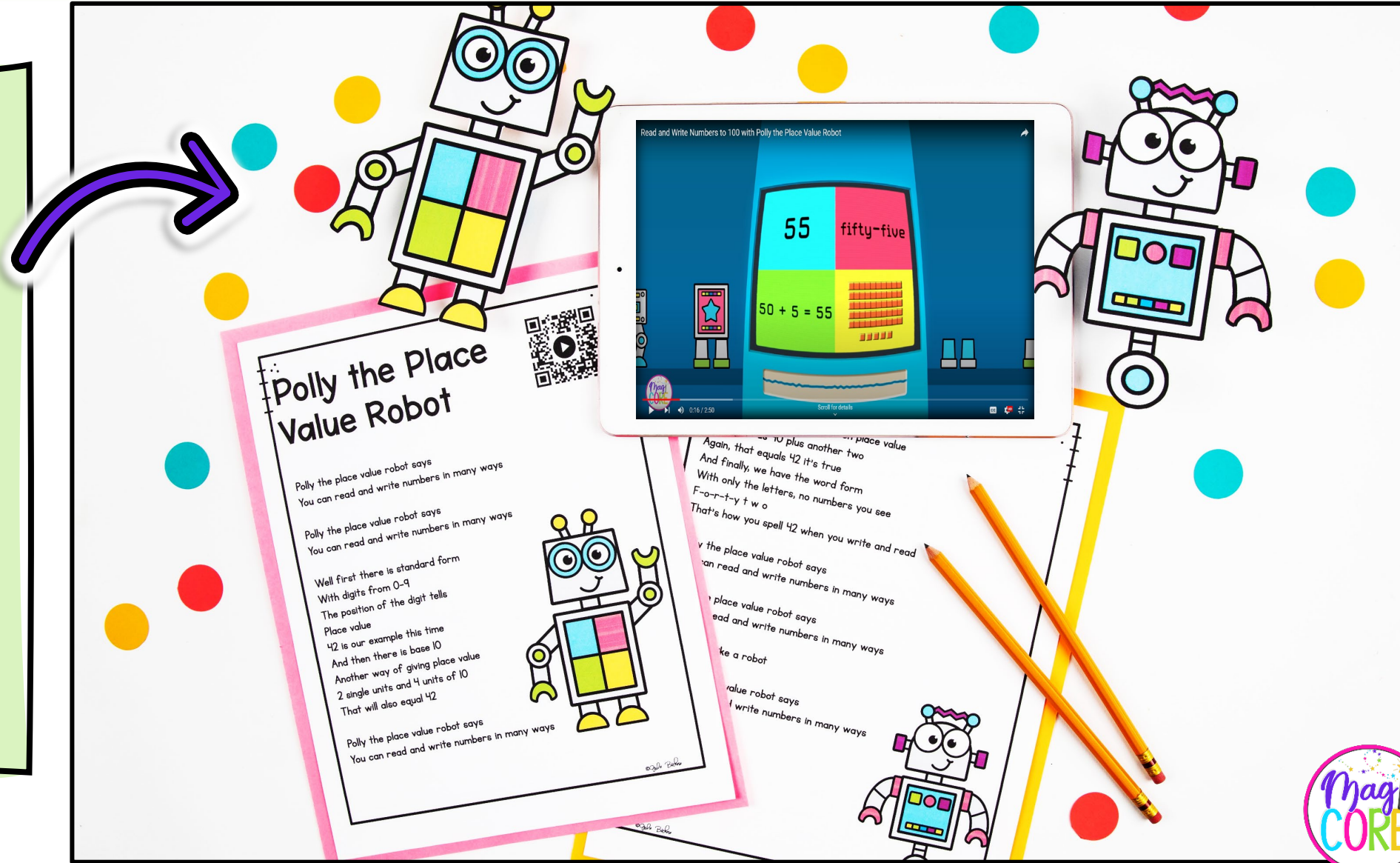
# STANDARD ALIGNED ACTIVITIES

- Fun and aligned activities.
- Variety of worksheets and hands on engagement.
- Addresses standard form, expanded form, and written form!



# ORIGINAL SONG

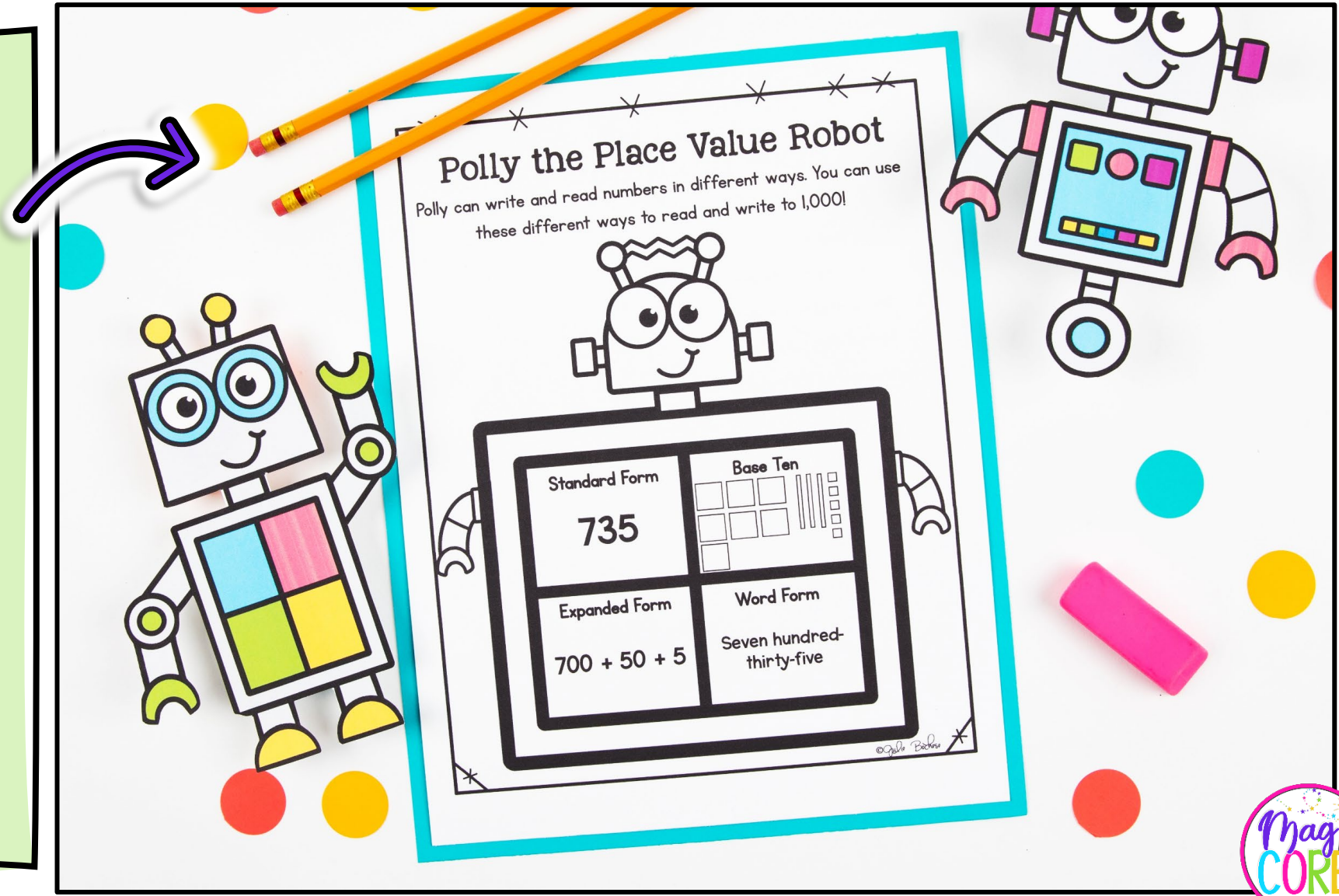
- Original songs and videos to keep students engaged!
- Reinforces using place value to help read and write numbers.
- Mirrors Anchor Chart.





# ANCHOR CHART

- Anchor Chart to teach and break down the skill.
- Perfect to add into student folders or journals.
- Provides visual guidance on how to read and write a number.



# DIGITAL VERSION

- Google Classroom Friendly!
- Interactive Google Slides for practicing reading and writing numbers to 1,000.
- Students stay engaged while demonstrating mastery online.
- All the elements of the printed version, but on Google Slides.



**Base-Ten Numerals**


Directions: Write the standard number:

1. Three hundred forty-nine=
2. Six hundred twenty-one=
3. One hundred ninety-six=
4. Seventy-five=
5. Nine hundred thirty-two=
6. Five hundred eighty-eight=
7. Eight hundred fifty=
8. Seven hundred=
9. Four hundred twenty-three=
10.  $900 + 50 =$
11.  $300 + 20 + 4 =$
12.  $20 + 7 =$
13.  $200 + 70 + 6 =$
14.  $500 + 9 =$
15.  $600 + 10 + 1 =$

©2018 Betsy




# 2 ENGAGING CENTER GAMES

- Reading numbers game to match standard form, expanded form, and written form!
- Game can be utilized and played throughout the year!
- Designed to be played individually, in pairs, or groups.





# TAKE A PEEK





# AND ANOTHER PEEK

Name: \_\_\_\_\_

Date: \_\_\_\_\_

## Reading and Writing Numbers Quiz

Directions: Write the standard number.

1. Three hundred forty-nine = \_\_\_\_\_
2. Seven hundred ninety = \_\_\_\_\_
3. Nine hundred fifty-three = \_\_\_\_\_
4.  $200 + 10 + 5 =$  \_\_\_\_\_
5.  $600 + 40 + 8 =$  \_\_\_\_\_
6.  $500 + 4 =$  \_\_\_\_\_

Directions: Write the word name.

7. 865 \_\_\_\_\_
8. 419 \_\_\_\_\_
9. 302 \_\_\_\_\_

Directions: Write the number in expanded form.

10. 743 \_\_\_\_\_
11. 690 \_\_\_\_\_
12. 291 \_\_\_\_\_

©2016 Barbara

