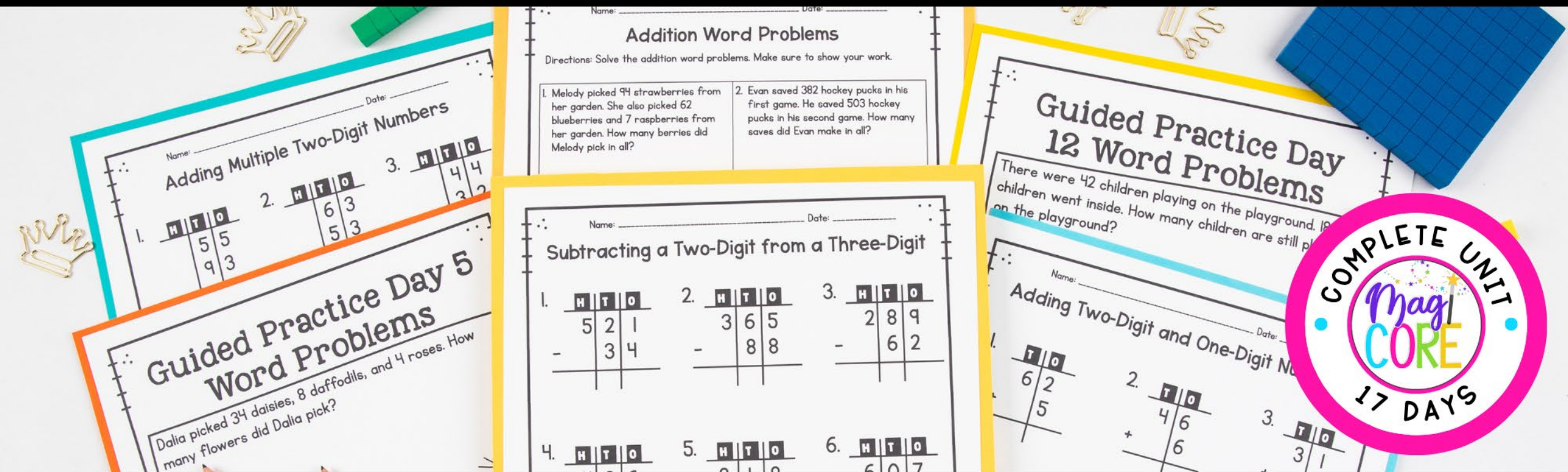


1-DIGIT, 2-DIGIT, & 3-DIGIT NUMBERS

2nd Grade

ADD & SUBTRACT TO 1,000



PRINTABLE • GOOGLE SLIDES

WHAT'S INSIDE?

ADD & SUBTRACT TO 1,000

Table of Contents:

1. Pedagogy
2. Lesson Plans (Add to 1,000 and Subtract within 1,000)
3. Vocabulary

Adding to 1,000

5. Regrouping Song
6. Add to 100 Anchor Chart
7. Adding Two-Digit and One-Digit Numbers Worksheet
8. Adding Two Two-Digit Numbers Worksheet
9. Adding with 3-Digit Numbers Song
10. Adding with 3-Digit Numbers Anchor Chart
11. Adding Three-Digit and Two-Digit Numbers Worksheet
12. Adding Two Three-Digit Numbers Worksheet
13. Adding Multiple 2-Digit Numbers Anchor Chart
14. Addition Groups Game
15. Adding Three Two-Digit Numbers Worksheet
16. Adding Multiple Two-Digit Numbers Worksheet
17. Model Day 5 Word Problems
18. Guided Practice Day 5 Word Problems
19. Addition Word Problems Worksheet
20. Roll-A-Story Poster Activity
21. Add to 1,000 Bingo
22. Addition Quiz

PRINTABLE PDFs and **INTERACTIVE** **DIGITAL VERSIONS** included

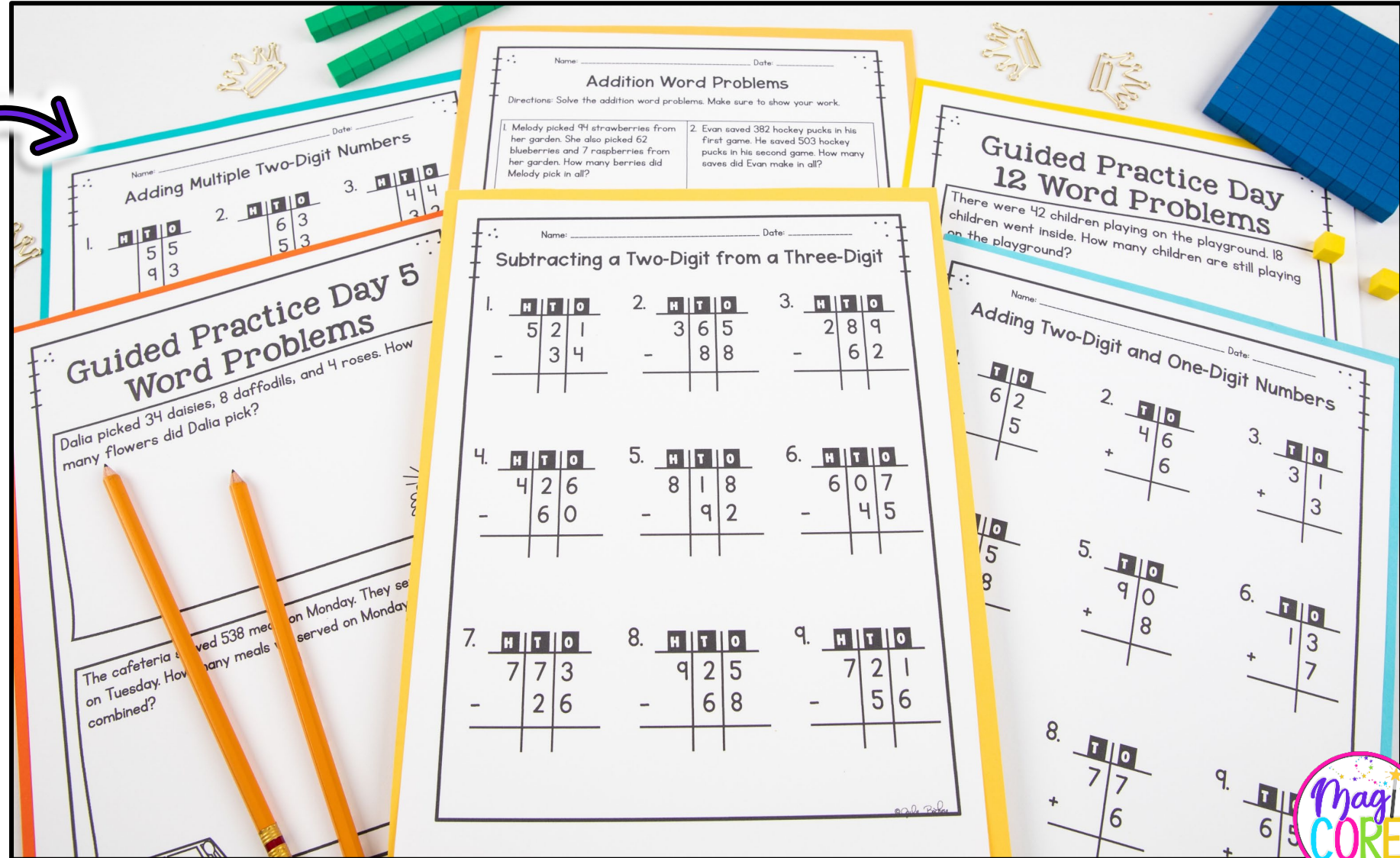
- Adding and subtracting numbers to 1,000 with combinations of 1-Digit, 2-Digit, & 3-Digit numbers
- 4 Engaging games, 2 Quizzes, and 1 Cumulative Assessment
- AND links to interactive digital versions

Printable & Digital Links
Included



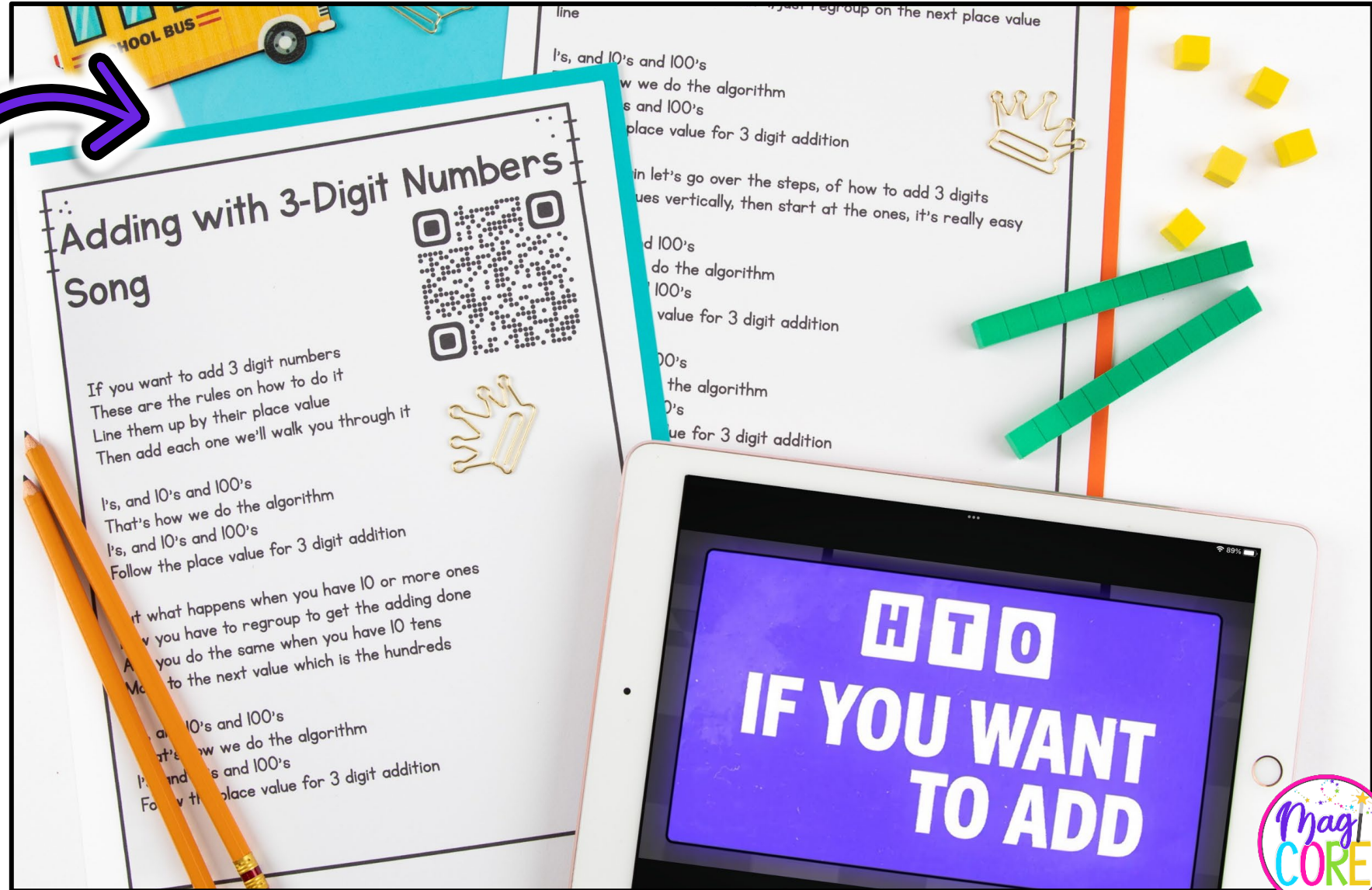
STANDARD ALIGNED ACTIVITIES

- Fun and aligned activities.
- Variety of worksheets and hands on engagement.
- Helps students add and subtract to 1,000. Tackles work 1-digit, 2-digit, and 3-digit numbers.



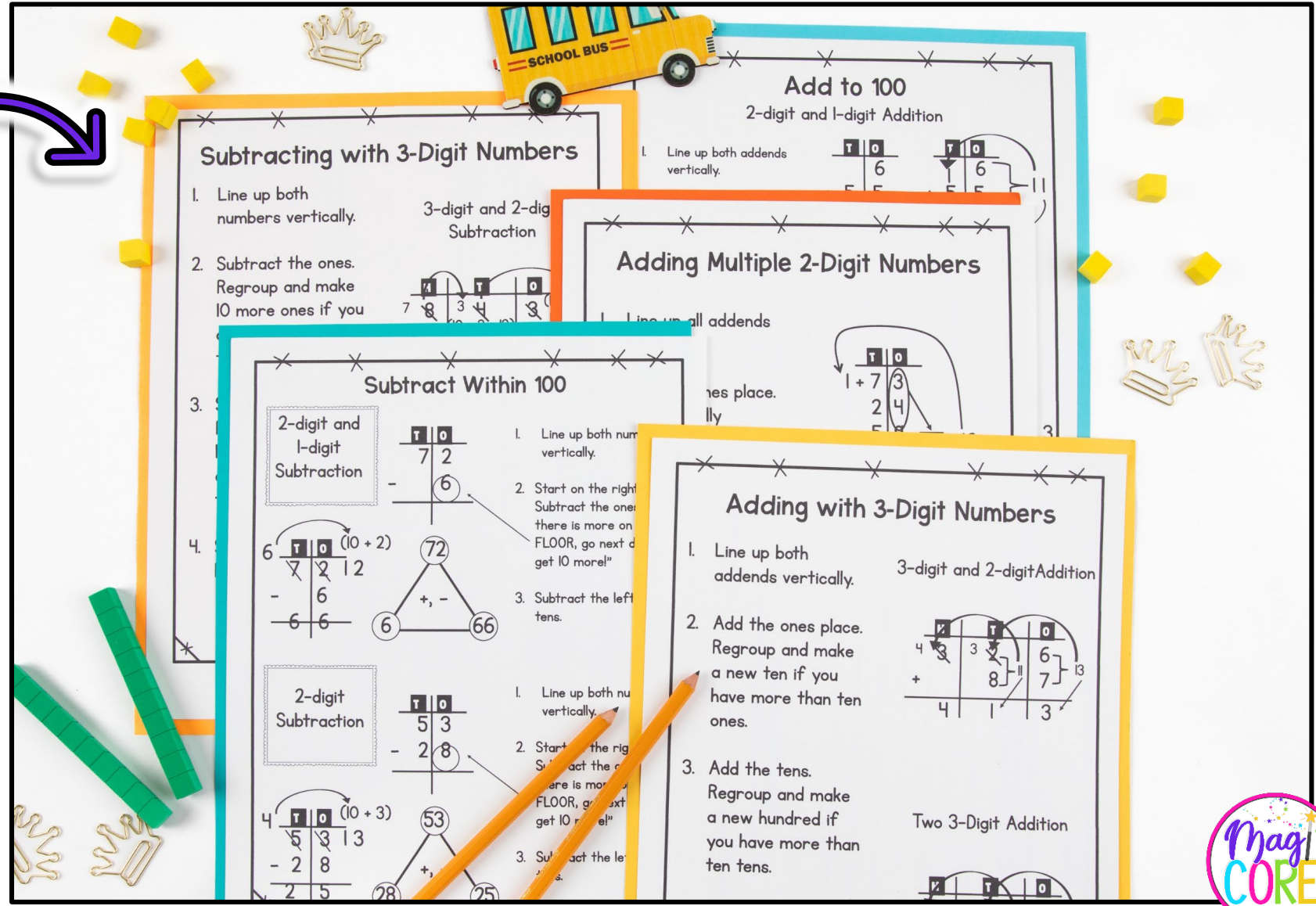
ORIGINAL SONG

- 4 Original songs and videos to keep students engaged!
- Reinforces regrouping skills, as well as addition and subtraction with 3-digit numbers.
- Mirrors Anchor Charts.



ANCHOR CHART

- 5 Anchor Charts to teach and break down the skill.
- Perfect to add into student folders or journals.
- Provides visual guidance on addition and subtraction strategies
- Explanation and modeling.



DIGITAL VERSION

- Google Classroom Friendly!
- Interactive Google Slides for practicing solving adding and subtracting to 1,000.
- Students stay engaged while demonstrating mastery online.

Adding Two Three-Digit Numbers

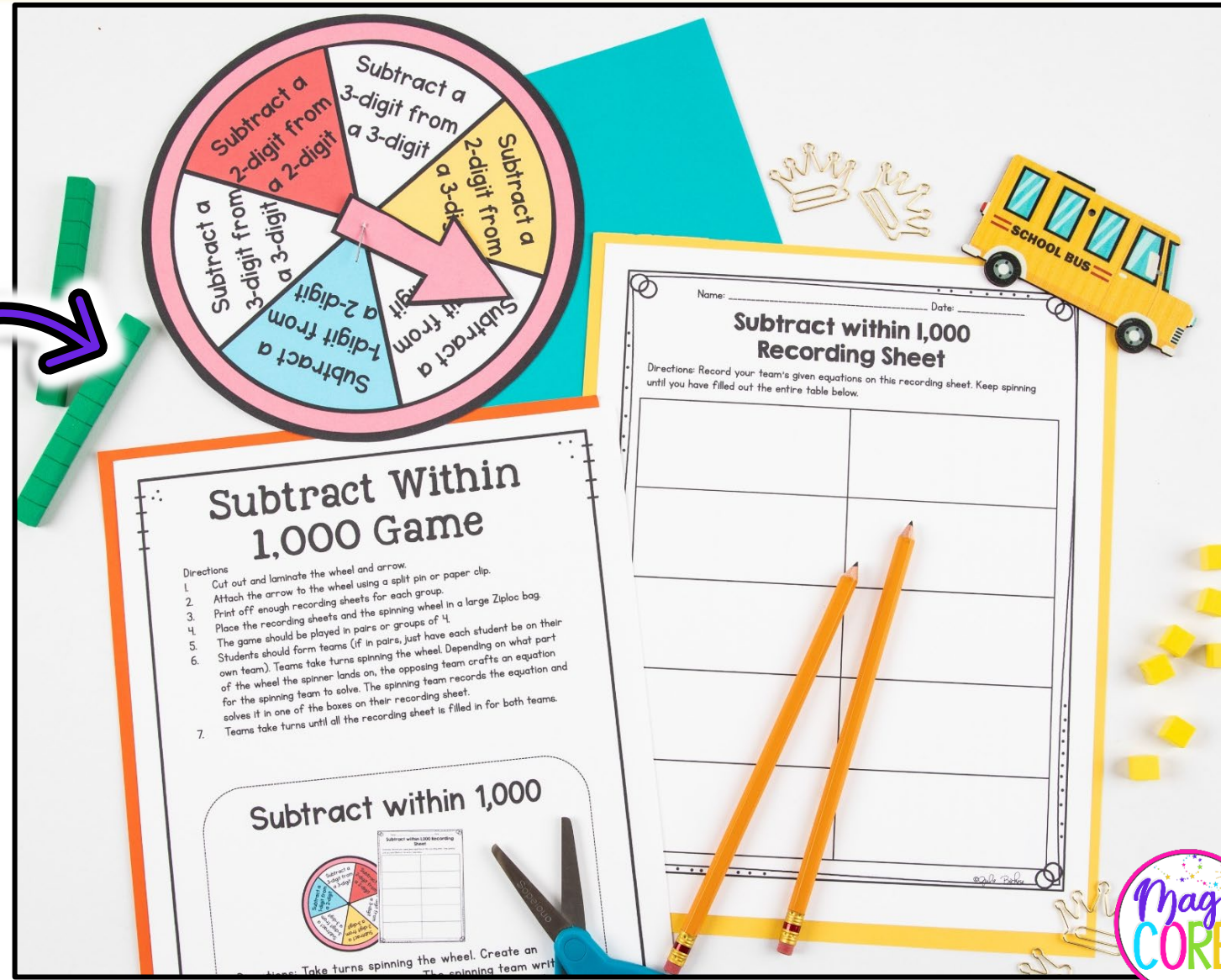
H	T	O
7	1	5
+	1	9

H	T	O
8	2	1
+	1	4

H	T	O
8	0	4
+	1	3

4 ENGAGING CENTER GAMES

- Roll-A-Story Problem Activity for Addition & Subtraction.
- Add to 1,000 Bingo.
- Subtract within 1,00 Game.
- Addition Groups Game.
- All games can be utilized and played throughout the year!
- Designed to be played individually, in pairs, or groups.



4 ENGAGING CENTER GAMES

Add to 1,000 BINGO

Directions: Complete the bingo board by solving each type of addition problem. Once you solve that box's specific problem, put an X in the box. Complete the bingo board. On the "Free Choice" box, solve any type of addition problem.

1-Digit & 2-Digit Addition	2-Digit & 2-Digit Addition	Three 2-Digit Number Addition
40 + 70	74 + 8	
	92 + 64	
Four 2-Digit Number Addition	Free Choice Solve an addition problem of your choice	3-Digit & 1-Digit Addition
3-Digit & 2-Digit Addition		Addition Word Problem

Add to 1,000 BINGO

Directions: Complete the bingo board by solving all the problems types listed on the bingo board. As you solve, put an X in the square.

1-Digit & 1-Digit Addition	2-Digit & 1-Digit Addition	3-Digit & 1-Digit Addition
48 + 9	21 + 69	
61 + 7	55 + 35	
55 + 6	51 + 34	
32 + 6	92 + 64	
74 + 8	60 + 70	
91 + 3	23 + 71	

Roll-A-Story Poster Activity

Directions: Complete the poster by solving each type of subtraction problem. Once you solve that box's specific problem, put an X in the box. Complete the poster. On the "Free Choice" box, solve any type of subtraction problem.

Roll-A-Story Mat

Directions: Roll the dice to choose your character. Roll it for as many characters as your problem needs. Roll the dice for the setting. Roll the dice to find out what item will be added or subtracted in your word problem.

Dice	Characters	Setting	Items to subtract
1	Cinderella	Castle	Glass slipper
2	The Mad Hatter	Tea Party	Teacups
3	Black Beard The Pirate	Desert Island	Gold coins
4	Munchy The Squirrel	Forest	Nuts
5	Ariel	Ocean	Seashells
6	Casper The Ghost	Haunted House	Pumpkin

subtraction story problem using the numbers 745 and 94

subtraction story problem using the numbers 594 and 351

subtraction story problem using the numbers 543 and 100

TAKE A PEEK



Subtraction Quiz

1.

H	T	O
5	3	4
-	4	8

Test: Adding and Subtracting

10. Susie was baking cupcakes for a bake sale. She baked 251 chocolate cupcakes and 218 vanilla cupcakes. How many cupcakes did Susie bake in all?

Addition Quiz

1.

H	T	O
3	9	5
+	5	8

2.

H	T	O
	7	6
+	5	6

4.

H	T	O
	2	6
+		4

5.

H	T	O
7	3	
+		4

Test: Adding and Subtracting

1.

H	T	O
6	1	5
+	9	7

2.

H	T	O
3	1	1
+	5	2

3.

H	T	O
	6	8
+		2

4.

H	T	O
3		
-		7

H	T	O
	2	5
-	6	7

6.

H	T	O
	4	0
-		3



















AND ANOTHER PEEK

Roll-A-Story Poster Activity

- Directions: ... the class ... groups. (I keep my students in their table groups of 4 students.)
1. Make enough copies for each group to have one prompt. Paste or staple the prompt on a half sheet of chart paper or a large piece of construction paper.
 2. Give out a die, prompt poster paper, and a "Roll a Story Problem" mat.
 3. In their groups, students will craft a story problem based on the prompt on the paper by rolling the features of the problem: their die and the "Roll a Story Problem" mat.
 4. Once they have created their story problem posters. Each paper, have groups exchange their story problem posters. Each then solve the other team's story problem.
 5. Have groups trade back their posters at the end, so each has their original poster.
 6. You can have one or two groups come and present.

Roll-A-Story Mat

Directions: Roll the dice to choose your character. Roll it for as many characters as your problem needs. Roll the dice for the setting. Finally, roll the dice to find out what item will be added or subtracted in your word problem.

Dice	Characters	Setting	Items to be added/subtracted
	Cinderella 	Castle	Glass slippers 
	The Mad Hatter 	Tea Party	Teacups 
	Black Beard The Pirate 	Desert Island	Gold coins 
	Munchy The Squirrel 	Forest	Nuts 
	Ariel 	Ocean	Seashells 
	Casper The Ghost 	Haunted House	Pumpkins 

Write a subtraction story problem using the numbers 745

a subtraction story problem using the numbers 94 and

a subtraction story problem using the numbers 591 and

a subtraction story problem using the numbers 351 and

a subtraction story problem using the numbers 543

a subtraction story problem using the numbers 482