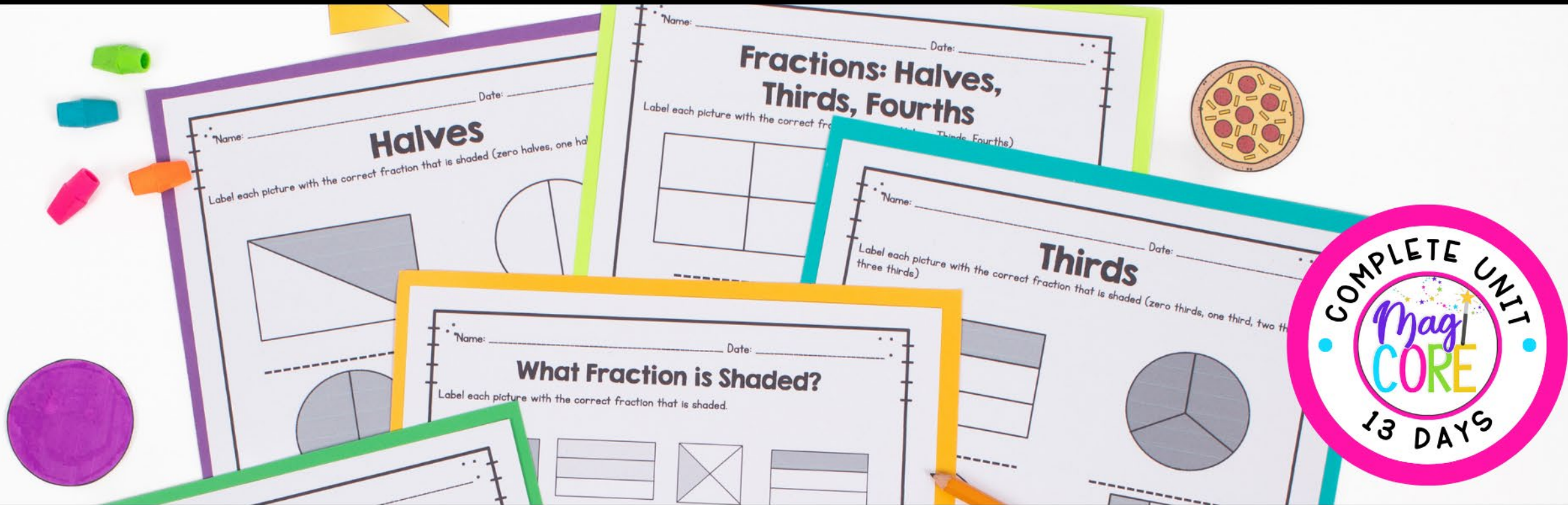


HALVES, THIRDS, & FOURTHS

2nd Grade

FRACTIONS




PRINTABLE • GOOGLE SLIDES

WHAT'S INSIDE?

Fractions

Table of Contents

1. Pedagogy
2. Lesson Plans
3. Fractions Song
4. Vocabulary
5. Pizza Fraction Poster Activity
6. Pizza Parlor Partitioners Game
7. Fractions: Halves, Thirds, Fourths Worksheet
8. Halves Anchor Chart
9. Halves Worksheet
10. Fourths Anchor Chart
11. Fourths Worksheet
12. Thirds Anchor Chart
13. Thirds Worksheet
14. Fractions Folding Book
15. What Fraction is Shaded? Worksheet
16. Pizza Fractions Worksheets
17. Equal Shares and Sizes Anchor Chart
18. Find My Match Activity
19. Equal Shares of Same Size Wholes Worksheet
20. Compare Our Shapes Activity
21. Comparing Shapes Worksheet
22. My Share or Your Shares Game
23. Fractions Test



The Google Slides version of this resource requires that you make a copy of the resource to your own Google Drive.

[CLICK HERE](#) TO MAKE A COPY OF THIS RESOURCE TO YOUR GOOGLE DRIVE.

* You MUST have a Google account in order to access this resource. [Click HERE](#) if you need help setting up a Google account.

©Julie Buckner

PRINTABLE PDFs and INTERACTIVE DIGITAL VERSIONS included

- Fractions
- Pizza Fraction Poster Activities, Sort Fractions Center Game, Comparing Fractions Center Game, and Find My Match Activity
- AND links to interactive digital versions

Printable & Digital Links Included



STANDARD ALIGNED ACTIVITIES

- Fun and aligned activities.
- Variety of worksheets and hands on engagement.
- Students work with fractions from halves, thirds, and fourths.
- Several hands on engagement activities to increase learning.




ORIGINAL SONG

- Original song and videos to keep students engaged!
- Reinforces prior understanding of fractions.
- Highlights Equal Shares.
- Mirrors Anchor Charts.




ANCHOR CHART

- Anchor Chart to teach and break down the skill.
- Perfect to add into student folders or journals.
- Provides visual guidance on halves, thirds, fourths, and equal shares.



2 ENGAGING CENTER GAMES

- Pizza Fraction Sort Activity.
- Comparing Fractions Activity.
- Great for the review and center activities.
- Can be utilized and played throughout the year!
- Designed to be played individually, in pairs, or groups.



TAKE A PEEK

My Share or Your Shares Game

Directions:


1. Print, cut out, and laminate fraction cards and the storefront mat.
2. Place all the materials in a large Ziploc bag.
3. Students will play this in pairs.
4. Students should divide the cards evenly between them. Essentially, it is like a game of war. Students place one card from their pile in one of the store windows on the storefront mat. Students compare the sizes of the shares. Whoever has the larger shares gets to keep the two cards. If the sizes and shares are equal, each student gets their card back and adds it to the bottom of their piles.
5. Once one of the students has won all the cards, they are the winner.

Label

My Shares or Your Shares Game



Directions: Compare the equal shares. Whoever has all the cards at the end, wins!



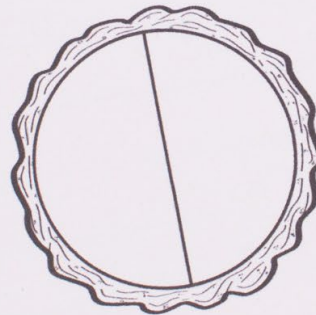
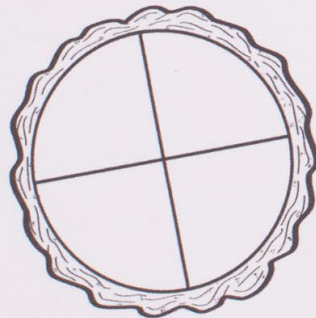
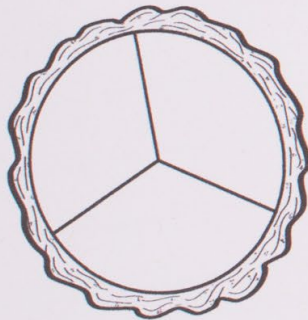
AND ANOTHER PEEK

Fractions Test

Name: _____

Date: _____

1. Label each picture with the correct fraction (whole, Halves, Thirds, Fourths).



Label each picture with the correct fraction that is shaded.

Fractions Test

Name: _____

Date: _____

Sandy bought two cakes.



How many equal parts are the cakes split into? _____

Are the fourths in the first cake smaller, larger, or the same as the fourths in the second cake? Explain how you know.