

STORY STRUCTURE task cards

Story Structure



2nd Grade

1. Story Structure

Amanda smoothed her bright orange skirt. She had been waiting for this day to be here for months. Amanda and her best friend Olive were going to the Orange Sizzle concert. Olive asked, "You have your ticket, right?" Amanda reached in her purse. The ticket was gone! "We all got it! Don't worry!" said Olive. The girls decided to retrace each other's steps that morning. After some time, they found the ticket in its orange glory - sitting on the

What was the problem in the story?

Answer Sheet

Name: _____ Date: _____

Card #	Answer	Card #	Answer
1.		16.	
2.			
3.			
4.			
5.			
6.			
7.			
8.			
9.			
10.			
11.			
12.			
13.			
14.			
15.			

25. Story Structure

Brielle was excited about camping in her backyard with her sisters. They set up a tent and sleeping bags. When it began to get dark, the girls went outside and climbed into the tent. It got very dark, and Brielle was frightened. She wanted to find a way to have some light during the night. She told her sisters, and they ran back inside. A few minutes later they came back with lanterns. The lantern lit up the tent.

Story Structure Challenge

1. Underline the beginning red.
2. Underline the middle yellow.
3. Underline the end green.



Ways to Use Task Cards

1. **Centers**
2. **Scoot:** Pass out one card for each student. Set a timer and say, “scoot!” when the timer goes off. Students move seats to the next card. They continue to rotate until they are back at their original seat.
3. **Scavenger Hunt:** Hide cards around the room. Students search for cards and answer them.
4. **Jenga:** Number Jenga blocks. Students stack the blocks, then take turns pulling blocks. Students answer the corresponding number card.
5. **Whole class practice:** Teacher displays card on the projector. Students answer on mini white boards.
6. **Exit Tickets:** Give each student a task card at the end of the lesson. Have them answer on a sticky note.

1

Story Structure

Amanda smoothed her bright orange skirt. She had been waiting for this day to be here for months. Amanda and her best friend Olive were going to the Orange Sizzle concert. Olive asked, "You have your ticket, right?" Amanda reached in her purse. The ticket was gone! "We will find it! Don't worry!" said Olive. The girls decided to retrace each step Amanda had taken since she woke up that morning. After some serious searching, there it was in all its orange glory - sitting on the kitchen counter! Phew!

What was the problem in the story?

- Amanda lost her concert ticket.
- Olive and Amanda did not get along.
- Amanda did not want to go to the concert.
- Amanda did not have enough money for the ticket.



2

Story Structure

The fridge door swung open. Kinsley grabbed the eggs to make breakfast. Then, to Bacon's surprise, the door closed. Bacon was heartbroken. Bacon and eggs were the perfect pair; everyone thought so. They always go together. Bacon made a plan - "Operation Get to Eggs". He slithered out of the drawer, wiggled down the shelves, and scooted past the ketchup. He pushed the fridge door open and scurried up the counter. He laid down next to the eggs. "Oh, bacon! How could I have forgotten?" said Kinsley. Bacon and eggs were together again.

Who is the main character?

- Fridge
- Bacon
- Kinsley
- Eggs



3

Story Structure

Fiona was trapped. The mini-mermaid had been caught at the beach and then put in an aquarium tank for visitors to see. She looked out of the tank and spotted a blue-eyed girl she had played with in the ocean earlier that morning. Fiona flipped her sparkly aqua tail to get the girl's attention. She asked the girl to help her get back to her ocean home. She missed the sunshine. The blue-eyed girl scooped up Fiona and placed her in her tiny water bottle. The girl quickly took Fiona back to the sand and the sea. Fiona was home at last.

Which important event happened in the middle of the story?

- Fiona was lost.
- Fiona was caught at the beach.
- The blue-eyed girl brought Fiona back to the sea.
- The blue-eyed girl snuck Fiona out of the aquarium.



4

Story Structure

"Brrrrrring!" the bell rang at the end of the school day. Ava rushed out the door and grabbed her purple sparkly backpack and hurried home. When she got home, she opened her backpack. Inside it was all wrong - not her notebook, or her homework, or the library books she had chosen. "Oh no! I grabbed the wrong backpack!" she said. She hoped the owner of this backpack might have hers. Ava looked inside the notebook. Inside was a name and number. She called the owner. The owner had her backpack. They arranged a switch.

How does the problem get solved?

- Ava is not able to solve the problem.
- Ava decides to keep the other backpack.
- Ava calls the owner and arranges to swap backpacks.
- Ava will bring the backpack back to school tomorrow.



Answer Sheet



Name: _____ Date: _____

Card #	Answer	Card #	Answer
1.		16.	
2.		17.	
3.		18.	
4.		19.	
5.		20.	
6.		21.	
7.		22.	
8.		23.	
9.		24.	
10.		25.	
11.		26.	
12.		27.	
13.		28.	
14.		29.	
15.		30.	

© Julie Barnes

Answer Sheet



Name: _____ Date: _____

Card #	Answer	Card #	Answer
1.		16.	
2.		17.	
3.		18.	
4.		19.	
5.		20.	
6.		21.	
7.		22.	
8.		23.	
9.		24.	
10.		25.	
11.		26.	
12.		27.	
13.		28.	
14.		29.	
15.		30.	

Terms of Use



How Can I Use This Resource?

Thank you for trusting MagiCore®. Our mission is to create resources that support teachers and promote student success. Please note that this resource is licensed for use by a single teacher in a classroom setting. If you need to use this resource with more than one teacher and/or across multiple classrooms, additional licenses are available at a discount. You can purchase additional licenses by visiting your TPT "Purchases" page and then selecting "Download Additional Licenses" or by contacting me at julie@magicorelearning.com.



Good to Go



Not O.K.

- Use this resource personally or with your own children.
 - Use this resource in your own classroom with your students.
 - Provide this resource to your students to use at your instruction.
 - Print and/or copy for use in your own classroom.
 - Provide printed pages to a substitute teacher with the sole purpose of instructing your students.
 - Share with your students via a secure document portal or electronic learning platform that requires individual user verification and limits access to only the students in your own classroom (e.g. Google Classroom).
 - Review this resource with others with the sole purpose of recommending it to others for purchase, provided you share one of the links below:
- Share with others to use personally.
 - Share with others to use in another classroom.
 - Print or copy any page(s) and distribute them to other teachers or other classrooms.
 - Publish or host online in a manner where any of the material is accessible to anyone who is not a student in your own classroom, including but not limited to personal, classroom, or district websites that are accessible to the general public.
 - Use this resource commercially (e.g. Outschool).
 - Publish, sell, or otherwise distribute this product to anyone in manner inconsistent with these terms of use.

<https://magicorelearning.com/>

<https://www.teacherspayteachers.com/Store/Magicore>

© Copyright 2019, 2024. All rights reserved. The unlicensed reproduction or distribution of this product is strictly prohibited. Permission is granted to the original purchaser or licensee to make copies to use with students and/or to assign to students digitally providing it is only available to students being taught directly by the purchaser. Posting this product online in any manner where it can be accessed by the general public is strictly forbidden. Commercial use, including but not limited to online or in person classes, is prohibited. Contact julie@magicorelearning.com for commercial licensing information. Sharing without permission or hosting online in a public manner is a violation of the Digital Millennium Copyright Act (DMCA). These terms may be updated at any time. You can see the most up to date Terms of Use at <https://magicorelearning.com/terms-of-use>. MagiCore® is a registered trademark of Common Core Kingdom, LLC.

Let's Connect!

www.magicorelearning.com



<https://www.teacherspayteachers.com/Store/Magicore>



<https://www.facebook.com/Magicorelearning/>



<https://www.instagram.com/magicorelearning>




<https://www.pinterest.com/magicorelearning/>





Julie@magicorelearning.com

CREDITS



Looking for more?






DID YOU ENJOY THIS RESOURCE?



LEAVE US A REVIEW ON TPT

Reviews help other teachers know if this resource is a good fit for them.

Reviews also help our resources show up when teachers search!

- 
- Head over to My Purchases to leave a review!
 - Have a question? Have a problem with the resource?
You can reach out to me directly so I can make it right.



CLICK HERE TO LEAVE A
REVIEW!

