

STREGA NONA

substitute plans

Europe Map
Strega Nona takes place in Calabria, Italy. Italy is a country in Europe.

Pizza Fractions
Strega Nona is making Pizza. Help her figure out how much of her pizza has toppings.

Story Structure
Strega Nona by Tomie dePaola
Name: _____ Date: _____
Main Character/s: _____
In the beginning...
Next...
After...

Understanding Characters STREGA NONA
Name: _____ Date: _____
Says _____
Thinks _____
Does _____
Feels _____
What do you know about Strega Nona?

Learn Italian!
Name: _____ Date: _____
si
grazie
prego
ciao
per favore
Mi chiamo _____
English or Italian: _____
you.
at the store?

1ST-3RD GRADE

Magi CORE

TABLE OF CONTENTS

Please Note: This is the entire version of the 2nd grade sub plans. You will receive similar versions for 1st grade and 3rd grade.

Everything you need, besides the book, for an entire day of reading, writing, math, and social studies plans. Print and Go! Perfect for emergency substitute plans.

1. Substitute Plans for Strega Nona Unit
2. World Map
3. Europe Map
4. Learn Italian
5. Sticky Note Instructions and Stick Notes
6. Strega Nona Retelling Cards
7. Strega Nona Story Map
8. Understanding Characters
9. Pasta Prefixes
10. Writing Prompts
11. Shopping for Strega Nona
12. Pizza Fractions
13. Fact Fluency: Addition and Subtraction
14. Story Problems
15. Postcards from Italy



Substitute Plans

Today's lessons are all based on the book Strega Nona by Tomie dePaola.

Social Studies (approx. 30 min.):

Maps

Show students the cover of Strega Nona by Tomie dePaola. Tell students that today you are going to be doing a lot of activities based on this book. Show students copies of the World Map and Europe Map. Tell them that this story takes place in a country in Europe called Italy. Explain to students that they will be cutting out the characters and placing them on the map to show where Strega Nona lives and where we live.

Learn Italian

Review the chart on the worksheet of Italian words and meanings. Practice saying the words together. Have students practice saying them with a friend. Next, complete the worksheet.

Reading (approx. 90 min.):

- Read-Aloud

Read Strega Nona by Tomie dePaola. Stop and ask questions on the sticky notes.

- Retelling

Use the retelling cards to have students help you orally retell the story.

Have students complete the Story Structure retelling map.

Share - Select 2 students to share their retelling map to summarize the story.

- Understanding Characters

Flip through the book. Stop at a few illustrations of Strega Nona and Big Anthony. What do the illustrations tell us about these characters? What do the words tell us about their personalities? Have students complete the Understanding Characters worksheet. (This can be completed together if students need help.)

Skills Block (approx. 30 min.)

Pasta Prefixes

Introduce the words prefix and root word. (Prefixes are a group of letters that come before a base word. They change the meaning of the base word. A root word can stand alone as its own word.)

Review the chart on the top of the worksheet. Discuss the meanings of each prefix. Ask students if they can think of any words that have the prefix re- or un- at the beginning.

Complete Prefix Pasta worksheets.

Writing (approx. 45 min.)

Writing Prompts

Review writing prompt pages. Allow at least 45 minutes for students to respond to writing prompts.

Math (approx. 60 min.)

- Shopping for Strega Nona

Students circle the money Big Anthony will need to purchase groceries for Strega Nona.

- Pizza Fractions

Students label the fraction of the pizza that has toppings.

- Fact Fluency- Addition and Subtraction

Students solve the facts to solve the mystery question.

- Strega Nona Word Problems

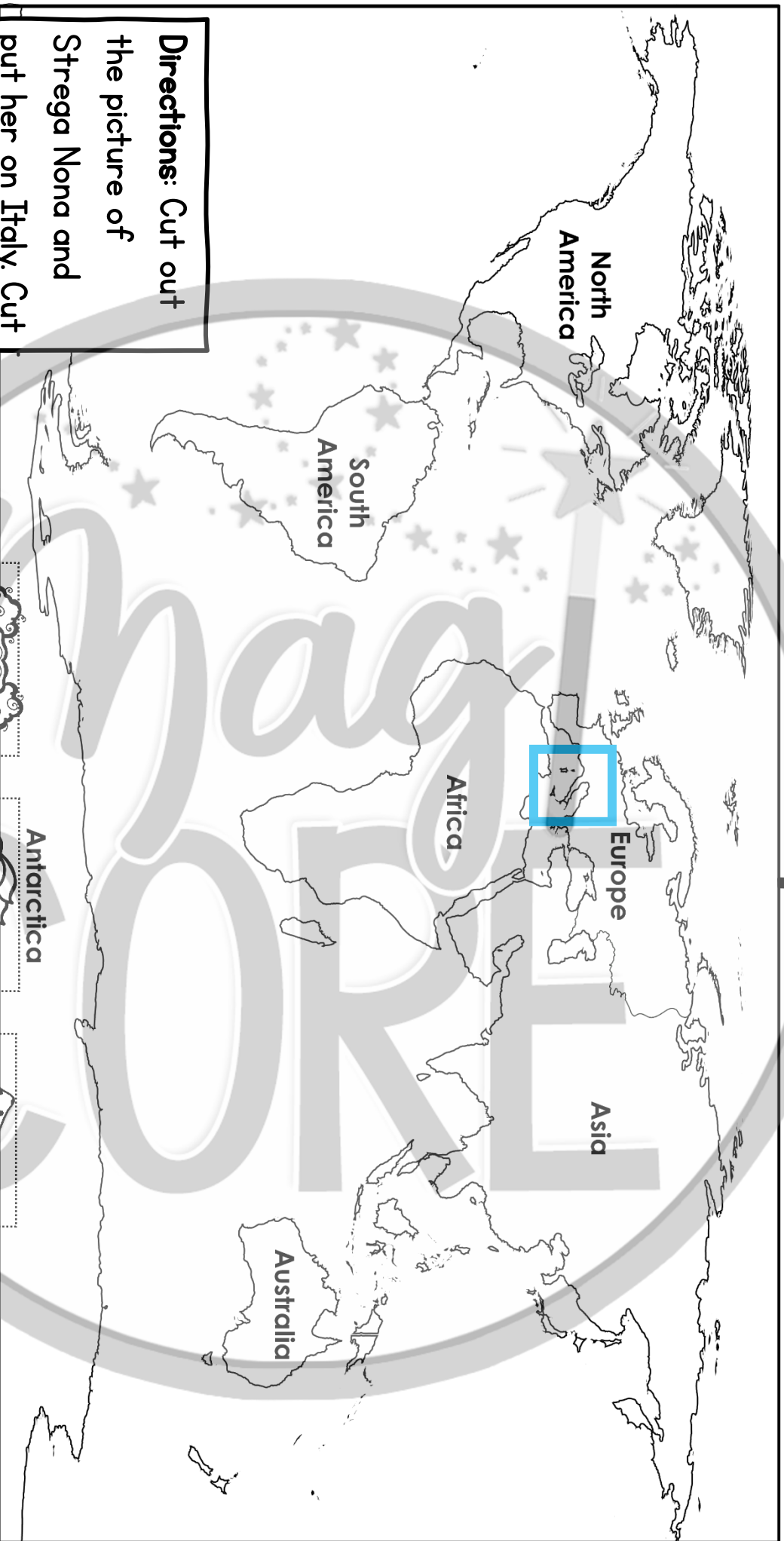
Students solve the word problems.

Postcards From Italy (approx. 30 min.)


Students imagine they are visiting Italy. Color the postcard cover and write a short note

- to someone back home.


World Map



Directions: Cut out the picture of Strega Nona and put her on Italy. Cut out the boy or girl and put them on the country you live in.

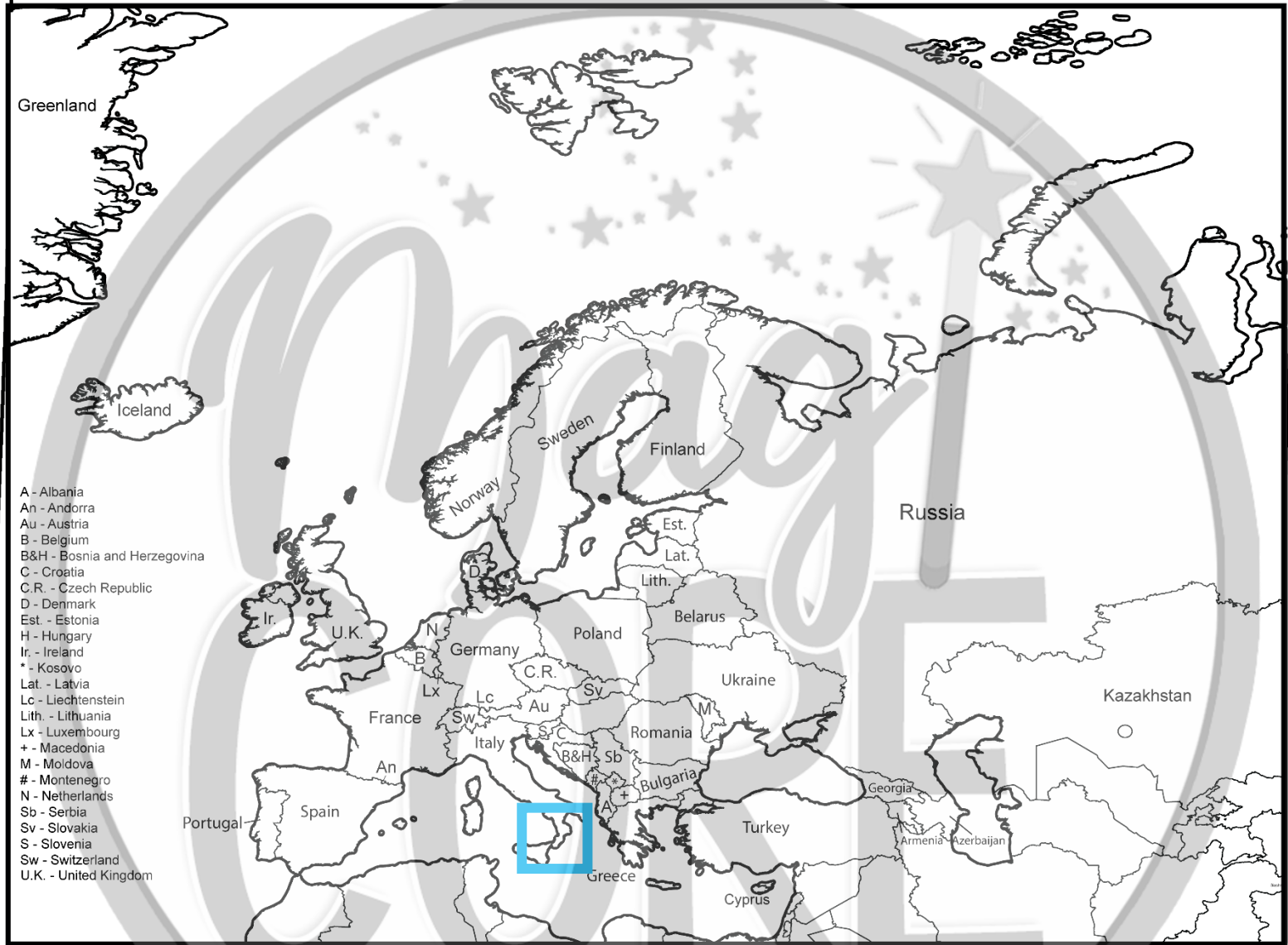


Antarctica

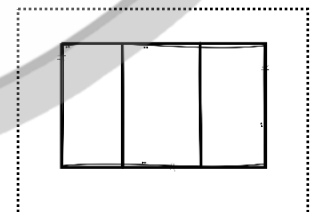


Europe Map

Strega Nona takes place in Calabria, Italy. Italy is a country in Europe.

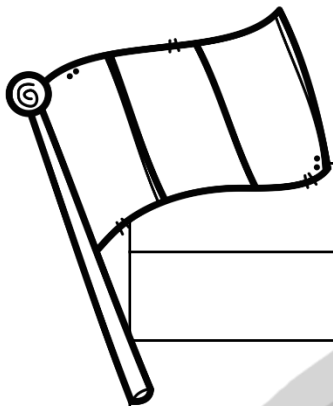


Directions: Cut out the picture of the Italian flag and put it on Calabria, Italy. (box)



Name: _____ Date: _____

Learn Italian!



yes	si
thank you	grazie
you're welcome	prego
hello/ goodbye	ciao
please	per favore
My name is _____.	Mi chiamo _____.

Practice saying these words with a friend.

Translate the sentences with the correct words in English or Italian:

1. Hello. My name is _____. Thank you.

2. "Ciao." _____

3. "Mi chiamo Jess." _____


4. "Grazie" _____

5. "Prego." _____

6. What would you say if you saw a friend at the store?



Sticky Note Instructions



1. Print out STICKY NOTE TEMPLATE.
2. Place 3 x 3 sticky notes on the template.
3. Place the template with sticky notes upside down in the printer.
4. Print each page of vocabulary, preview, and comprehension questions. (If you wish, you can make multiple templates to print all at once or do one at a time.)
5. Number the pages in your book Strega Nona with a sharpie. Begin page 1 with the first page of the story.
6. Place sticky notes on the indicated page.

Questions are organized by:

Vocabulary




Questions are leveled based
on Bloom's Taxonomy.

Preview/ Predict




Comprehension





Sticky Note Template (Print, then Place Sticky Notes on Sheet before printing
book notes)



Vocabulary - Place Printed Sticky Note In Book on Page Indicated



Cover

Things to Point Out

Who do you think this book will be about? Why?

- Where and when do you think this book will take place? (past, present, future?)
- What genre do you think this book will be? Why?



Convent

Pg. 1

"Even the priest and the sisters of the convent went..."

A convent is a place where nuns or priests live.



Page 1

- Where does this story take place?
- Why is Strega Nona important in her village?



Pg. 4

Do you think Big Anthony will listen to Strega Nona? Why or why not? (Clue: the author says Anthony doesn't pay attention)



Pg. 7

Think, Pair Share

- What do you think will happen next? What clues did the author give you?



Fetch

Pg. 8

"Anthony went to the town square the fetch the water..."

Fetch means to get.

Confess

" 'You'd better confess to the priest...' "

Confess means to admit that you lied or did something wrong.



applause

Pg. 15

"He went outside to the applause of the crowd."

Applause means clapping

Pg. 15- (middle)



Analyze

Turn and Talk

- How is Big Anthony feeling now? How do you know?
- Do you think how Big Anthony feels will change? Why?

Preview and Predict (Place these sticky notes on the page indicated)



Pg. 21

Remember

- What did Big Anthony do to try to stop the pasta? Why didn't this work?



Think, Pair Share

- What do you think will happen next?



sputter
Pg. 24

"and with a sputter the pot stopped boiling..."

A sputter is a sizzling sound."

Pg. 3 (bottom)

Summarize /- Remember

- Who are our characters? What do we know about them?
- Setting?
- Problem?



Pg. 26

Analyze

What does Strega Nona mean when she says, "The punishment must fit the crime?"



Pg. 30

Understand

- How did the problem in this story get solved?

Evaluate

- Who is the hero in the story? Why?
- Do you think Anthony's punishment was fair? Why or why not?



After Reading

Summarize - Understand

- Starting at the beginning, have students retell the story.



Strega Nona Retelling Cards

Students can arrange the cards in sequential order and practice retelling the story. These cards can also be attached to a retelling rope.

Name: _____

Date: _____

Story Structure

Strega Nona by Tomie dePaola

Main Character/s



Important Setting/s



In the beginning...



Next...




After...



Then...



Suddenly...



Finally...



Lastly...



Name: _____ Date: _____

Understanding Characters

STREGA NONA

Says



Thinks



Does



Feels








What do you know about Strega Nona?

Name: _____ Date: _____

Understanding Characters

BIG ANTHONY

<p>Says</p> 	<p>Thinks</p> 
<p>Does</p> 	<p>Feels</p> 



What do you know about Big Anthony?

Name: _____ Date: _____

Pasta Prefixes

Prefixes are a group of letters that come before a base word. They change the meaning of the base word.

prefix	meaning	Prefix + root	New meaning
un	not	unhappy	not happy
re	again	redo	do again

1. + =

Unhappy means _____

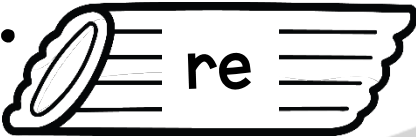


2. + =

Redo means _____

3. + =

Unsure means _____


Name: _____ Date: _____

4.  +  = 

Rebuild means _____

5.  +  = 




Uneven means _____

6.  +  = 

Resell means _____

7.  +  = 

Rewrite means _____

8.  +  = 

Unfair means _____

Name: _____ Date: _____

Writing Prompt: Narrative

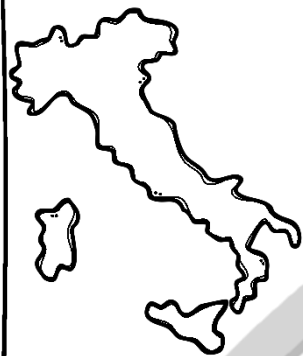


Imagine that you have just been hired to work for Strega Nona. You see her use her magic pot. Write a story about what you would do if you saw this magic pot.

Handwriting practice lines (dashed lines) for writing the story.

Name: _____ Date: _____

Writing Prompt: Descriptive



Imagine that you are visiting Strega Nona's village of Calabria, Italy. Describe what it is like. What do you see? Hear? Smell? Taste? Feel?

Magi
CORE

Name: _____ Date: _____

Writing Prompt: Functional



Strega Nona uses magic to make pasta.

Imagine you are helping your parents make pasta for dinner. Explain the steps you need to make pasta.

Imagine!

CORE

Name: _____ Date: _____




Shopping for Strega Nona

Big Anthony needs to go shopping for Strega Nona. Help him count the money that he needs to pay for each item.

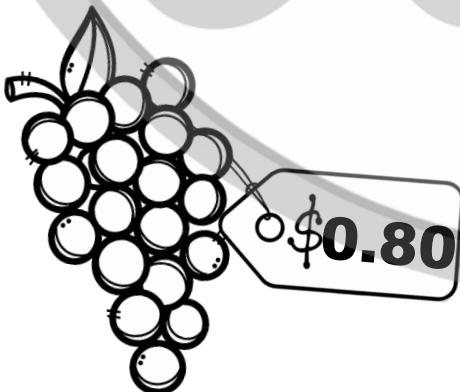
1.



2.



3.





Name: _____


Date: _____

Shopping for Strega Nona

4.




5.



6.



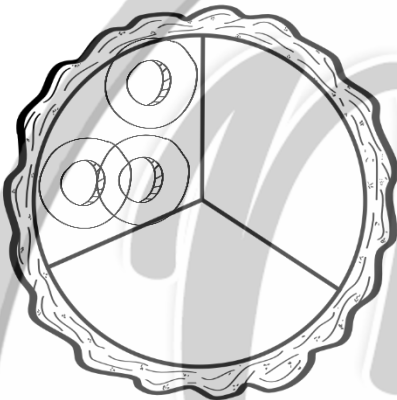
7.



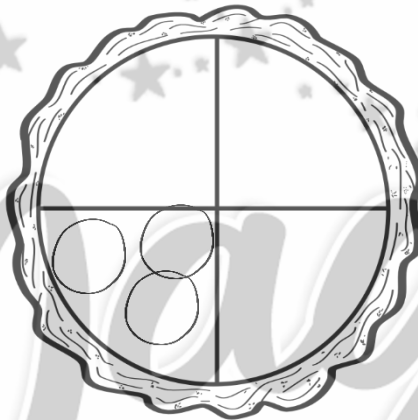
Name: _____ Date: _____

Pizza Fractions

Strega Nona is making Pizza. Help her label how much of her pizza has toppings.



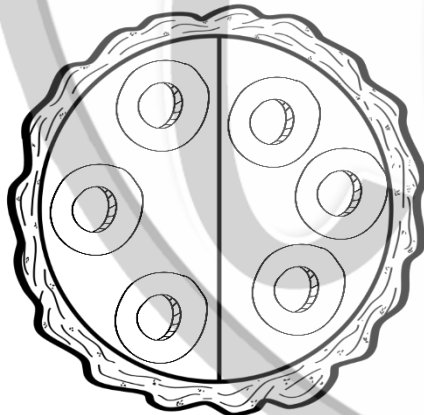
1. How much of the pizza has olives?



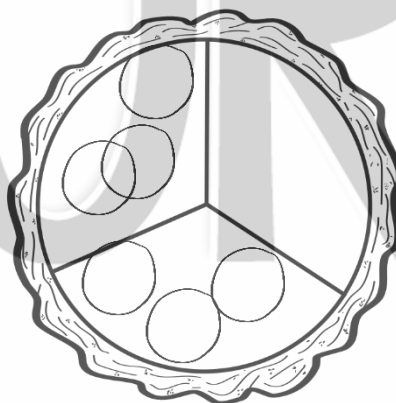
2. How much of the pizza has pepperoni?




3. How much of the pizza has mushrooms?



4. How much of the pizza has olives?



5. How much of the pizza has pepperoni?



6. How much of the pizza has mushrooms?

Name: _____ Date: _____

Fact Fluency: Addition and Subtraction

Solve the addition and subtraction problems to uncover an interesting fact about the author of Strega Nona: Tomie dePaola!

D. $8+2=$ _____

T. $7+11=$ _____

N. $3+5=$ _____

R. $10-7=$ _____

U. $9+7=$ _____

E. $8-4=$ _____

H. $5+4=$ _____

V. $20-13=$ _____

W. $12+8=$ _____

O. $18-6=$ _____

How many books has Tommie written?

12

7

4

3

18

20

12

9

16


8

10

3

4

10




Name: _____ Date: _____


Strega Nona Story Problems


1. Strega Nona made 50 pots of pasta. The towns people ate 34 pots. How many pots does Strega Nona have left?



2. Big Anthony picked 47 tomatoes for Strega Nona's sauce. Strega Nona said she needed 63 tomatoes in all. How many more tomatoes does Big Anthony still need to pick?







Ciao!



Mag
CORE

Terms of Use



How Can I Use This Resource?

Thank you for trusting MagiCore. Our mission is to create resources that support teachers and promote student success. Please note that this resource is licensed for use by a single teacher in a classroom setting. If you need to use this resource with more than one teacher and/or across multiple classrooms, additional licenses are available at a discount. You can purchase additional licenses by visiting your TPT "Purchases" page and then selecting "Download Additional Licenses" or by contacting me at julie@magicorelearning.com.



Good to Go



Not O.K.

- Use this resource personally or with your own children.
 - Use this resource in your own classroom with your students.
 - Provide this resource to your students to use at your instruction.
 - Print and/or copy for use in your own classroom.
 - Provide printed pages to a substitute teacher with the sole purpose of instructing your students.
 - Share with your students via a secure document portal or electronic learning platform that requires individual user verification and limits access to only the students in your own classroom (e.g. Google Classroom).
 - Review this resource with others with the sole purpose of recommending it to others for purchase, provided you share one of the links below:
- Share with others to use personally.
 - Share with others to use in another classroom.
 - Print or copy any page(s) and distribute them to other teachers or other classrooms.
 - Publish or host online in a manner where any of the material is accessible to anyone who is not a student in your own classroom, including but not limited to personal, classroom, or district websites that are accessible to the general public.
 - Use this resource commercially (e.g. Outschool).
 - Publish, sell, or otherwise distribute this product to anyone in manner inconsistent with these terms of use.

<https://magicorelearning.com/>

<https://www.teacherspayteachers.com/Store/Magicore>

Let's Connect!

www.magicorelearning.com



<https://www.teacherspayteachers.com/Store/magicore>



<https://www.facebook.com/MagiCoreLearning/>



<https://www.instagram.com/magicorelearning/>

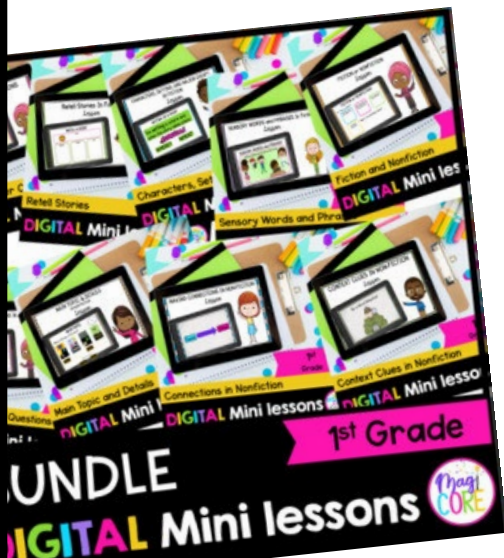


<https://www.pinterest.com/cckindom/pins/>



Julie@magicorelearning.com

Looking for more?



CREDITS

www.scrappindoodles.com

