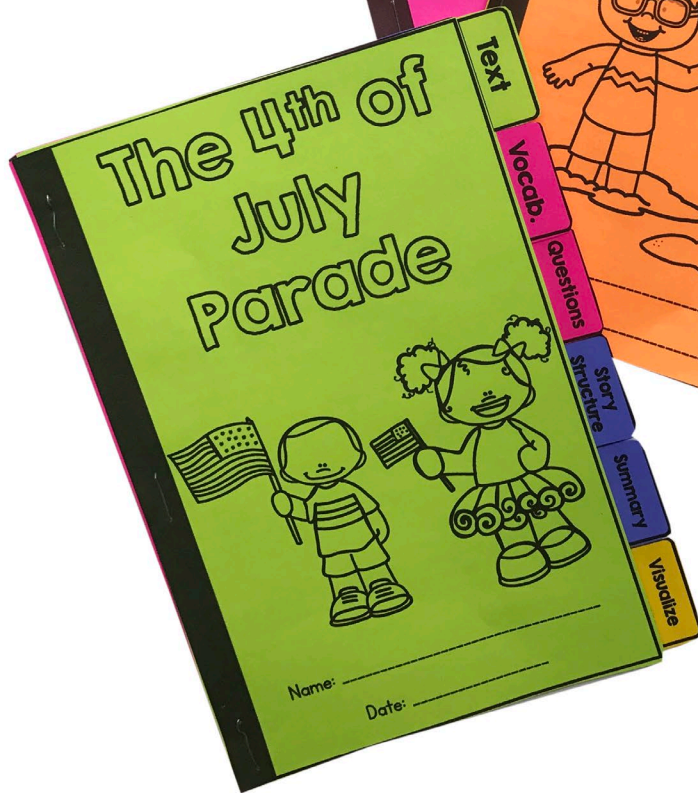


2nd & 3rd GRADE SUMMER STORY FLIP BOOK ACTIVITIES

Reading
Comprehension



WHAT IS INCLUDED?

3 Leveled Passages in the 2nd-3rd grade text complexity band

- Beginning
- Middle
- High

Context Clues

Vocab.

Comprehension

Questions

A Summer Trip to the Beach

Name: _____ Date: _____

Text

A Summer Trip to the Beach

Ben woke up. The sun was shining in his eyes. He hopped out of bed and threw on his swim suit. Today was going to be hot. His family was going to the beach.

When they arrived at the beach, Ben helped his dad unload the car. Ben packed pots and shovels. He had plenty fun tubes and floats. One of his floats was a huge shark.

"I hope that shark float scares off the real sharks!" Dad warned Ben while chortling.

"Real sharks?" Ben questioned. Real sharks in the ocean hadn't even crossed Ben's mind.

"Ahhh, I'm just joking," Dad said.

Ben knew his father was joking. He still couldn't get the idea of swimming with sharks out of his mind. He had heard news stories of shark attacks. The last thing he wanted was to become shark bait.

Ben and his parents set up their spot on the beach. Ben's parents headed for the deep blue ocean.

"Come on Ben!" Dad called. "It's hot out here! Let's cool off!"

Ben shook his head. He sat down on the beach chair. The sand was burning hot. He was sweating profusely. He was too scared of sharks to go in the ocean.

Dad came out of the ocean towards Ben.

"Ben, you really don't need to fear the sharks. The sharks are more scared of you. They stay away from people," Dad said.

Ben hesitated. He headed towards the water with his dad. His dad stood right by his side. Ben dipped his big toe in the cool ocean.

Ben could see the bottom of the ocean. It seemed safe. He continued to wade in to his knees. Suddenly a huge wave was right before Ben and his dad. It crashed right on him. Ben was soaked! Ben's father grabbed him and tossed him into the air. Ben and his dad laughed with joy. This was much more fun than sweating on the hot sand.

"Thanks for encouraging me to come into the ocean Dad," Ben said. He was glad he took the chance and overcame his fear.

Context Clues

Directions: Define the following words in the text. Underline the context clue in the text in _____.

Word	Meaning	Sketch
chortling		
profusely		
hesitated		
sweating		

Vocab.

Comprehension Questions

Directions: Answer the following questions. Underline your answer in the text in the color indicated.

1. How does Ben feel about the beach trip in the beginning of the story? _____

2. What changes Ben's feelings about the beach? _____

3. How does Ben's dad encourage him to face his fear? _____

4. What happens to Ben and his dad that encourages him to get over his fear? _____

5. What lesson does Ben learn? _____

Story Structure

Directions: Fill in the graphic organizer to help you write a story summary.

Main Character/s	Important Settings
In the beginning- _____	
Then- _____	
After- _____	
Next- _____	
Finally- _____	

Summarize It!

Directions: Use the story structure graphic organizer to write a summary of the story.

Visualize It!

Directions: Draw a picture of one scene from this story. Write a description of the scene below.

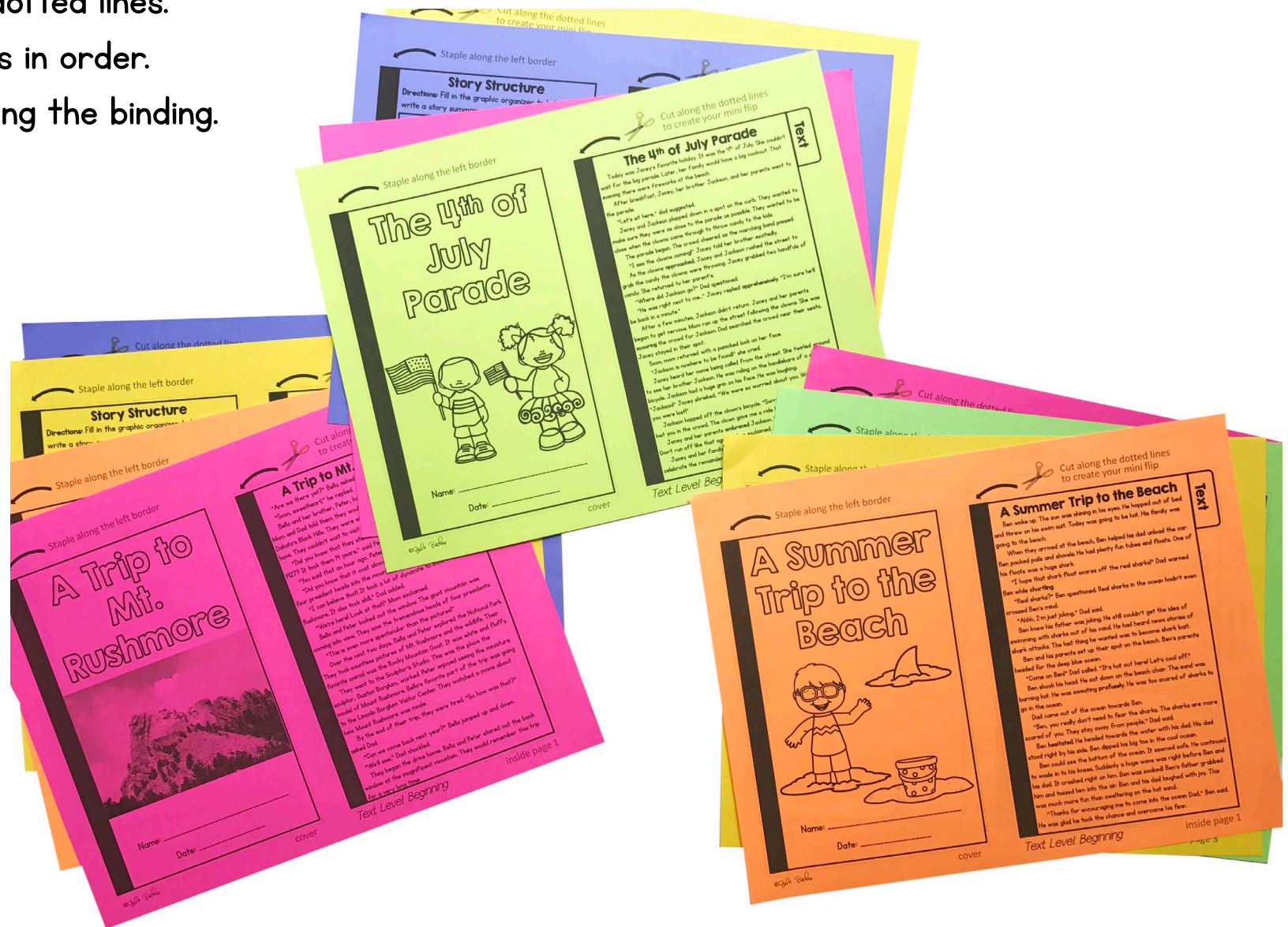
Story Structure
Chart

Summary

Visualize It!

Flip Book Assembly Directions

1. Print enough of each flip book page for your students. (Be sure to count how many beginning, middle, and high level texts you need so that you can copy enough of each level for your students.)
2. Cut along the dotted lines.
3. Assemble pages in order.
4. Staple book along the binding.



Staple along the left border

A Trip to Mt. Rushmore



Name: _____

Date: _____



Cut along the dotted lines
to create your mini flip

A Trip to Mt. Rushmore

Text Pg.
1

"Are we there yet?" Bella asked her dad.

"Soon, sweetheart," he replied.

Bella and her brother, Peter, had been waiting for this day forever. Mom and Dad told them they would be taking a vacation in South Dakota's Black Hills. They were excited for the adventures they would have. They couldn't wait to visit Mount Rushmore.

"Did you know that they started to carve Mount Rushmore in October 1927? It took them 14 years," said Peter.

"You said that an hour ago, Peter," Mom chuckled.

"Did you know that it cost almost a million dollars to carve the four president heads into the mountain?" Bella said.

"I can believe that! It took a lot of dynamite to build Mount Rushmore. It also took skill," Dad added.

"We're here! Look at that!" Mom exclaimed.

Bella and Peter looked out the window. The giant mountain was coming into view. They saw the **tremendous** heads of four presidents.



Cut along the dotted lines
to create your mini flip

"This is even more **spectacular** than the pictures!"

Over the next two days, Bella and Peter explored the National Park. They took **countless** pictures of Mount Rushmore and the wildlife. Their favorite animal was the Rocky Mountain Goat. It was white and fluffy.

They went to the Sculptor's Studio. This was the place the sculptor, Gupton Borglum, worked. Peter enjoyed seeing the **miniature** model of Mount Rushmore. Bella's favorite part of the trip was going to the Lincoln Borglum Visitor Center. They watched a movie about how Mount Rushmore was made.

By the end of their trip, they were tired. "So how was that?" asked Dad.

"Can we come back next year?" Bella jumped up and down.

"We'll see," Dad chuckled.

They began the drive home. Bella and Peter stared out the back window at the magnificent mountain. They would remember this trip for a very long time.

Text Pg.
2

Terms of Use




How Can I Use This Resource?

Thank you for trusting MagiCore. Our mission is to create resources that support teachers and promote student success. Please note that this resource is licensed for use by a single teacher in a classroom setting. If you need to use this resource with more than one teacher and/or across multiple classrooms, additional licenses are available at a discount. You can purchase additional licenses by visiting your TPT "Purchases" page and then selecting "Download Additional Licenses" or by contacting me at julie@magicorelearning.com.



Good to Go



Not O.K.

- Use this resource personally or with your own children
- Use this resource in your own classroom with your students.
- Provide this resource to your students to use at your instruction.
- Print and/or copy for use in your own classroom.
- Provide printed pages to a substitute teacher with the sole purpose of instructing your students.
- Share with your students via a secure document portal or electronic learning platform that requires individual user verification and limits access to only the students in your own classroom (e.g. Google Classroom)
- Review this resource with others with the sole purpose of recommending it to others for purchase, provided you share one of the links below:
- Share with others to use personally.
- Share with others to use in another classroom.
- Print or copy any page(s) and distribute them to other teachers or other classrooms.
- Publish or host online in a manner where any of the material is accessible to anyone who is not a student in your own classroom, including but not limited to personal, classroom, or district websites that are accessible to the general public.
- Use this resource commercially (e.g. Outschool).
- Publish, sell, or otherwise distribute this product to anyone in manner inconsistent with these terms of use.

<https://magicorelearning.com/>

<https://www.teacherspayteachers.com/Store/Magicore>

© Copyright 2016, 2023. All rights reserved. The unlicensed reproduction or distribution of this product is strictly prohibited. Permission is granted to the original purchaser or licensee to make copies to use with students and/or to assign to students digitally providing it is only available to students assigned directly to the purchaser. Placing this product in any manner that makes it accessible to the general public is strictly forbidden. Commercial use, including but not limited to online or in person classes, is prohibited. Contact julie@magicorelearning.com for commercial licensing information. Sharing without permission or hosting online in a public manner is a violation of the Digital Millennium Copyright Act (DMCA). These terms may be updated at any time. You can see the most up to date Terms of Use at <https://magicorelearning.com/terms-of-use>.



CREDITS



<http://melonheadzillustrating.blogspot.com/>

<http://creeksideteachertales.blogspot.com>

<http://teacherspayteachers.com/store/digital-swirl-creations>

etsy.com/shop/Prettygrafikdesign

www.amazingclassroom.com

Photo Credits:

By Hampton299 (Own work) [CC BY-SA 3.0 (<http://creativecommons.org/licenses/by-sa/3.0>)], via Wikimedia Commons

