

Literacy & STEAM

STEAM Journal BALLOONS OVER BROADWAY



Name: Julie Bachese
Date: Nov. 11

BALLOONS OVER BROADWAY



BALLOONS OVER BROADWAY

literacy & steam activities

Table of Contents

1. Pedagogy Behind the Lessons
2. Interactive Read Aloud Sticky Note Teacher Questions
3. *Balloons Over Broadway* Problem & Solution Chart
4. Balloons Over Broadway STEAM Example Scavenger Hunt
5. Parade Toppers for Bulletin Board
6. STEAM Teacher and Student Instructions
7. Voting Cards
8. STEAM Journal
9. Technology Integration



Interactive Read-Aloud

What is an interactive read-aloud?

An interactive read-aloud is a whole-group instructional method in which the teacher selects and reads aloud a book to the whole class. The teacher selectively pauses to allow student discussion. Students think about, talk about, and respond to the text as a whole group, with partners, or in small groups.



Why are interactive read-alouds important?

- Allows readers to experience books that are age- and grade-appropriate, regardless of their independent or instructional reading level
- Allows students to engage in accountable talk with peers
- Build classroom community with a shared love of literacy
- Expands reading comprehension, vocabulary, and oral language skills

It is best to conduct interactive read-alouds in a whole-group setting where everyone is sitting together. I recommend having students sit on the carpet next to their turn-and-talk partners, facing the teacher.

STEAM

What is STEAM?

STEAM stands for science, technology, engineering, art, and math.







Learning through STEAM allows students to integrate learning in these 5 areas and promotes inquiry, innovation, and critique.

STEAM provides opportunities for student collaboration and critical thinking.



STICKY NOTE TEMPLATE

Print this page, and place blank sticky notes on the squares. Print the sticky note question pages using this template.



INTERACTIVE READ ALOUD: *Balloons Over Broadway*

QUESTIONS: BEFORE

I. Based on the cover, what predictions can you make about this story?

Some observations to point out and model if students do not:

- This story takes place in New York because the title says "Broadway".
- This is a true story of a man who makes puppets because the cover says "The true story of the **puppeteer**, or person who works puppets of Macy's Parade."

This story is about the big Thanksgiving parade that is on TV. Who has seen the Macy's Thanksgiving Parade on TV? This parade has been running for over 80 years!

QUESTIONS: PAGES 2-3

I. Show students the photo of Anthony Sarg. Read the quote on page. 3. What do you think this quote means?

- Since Anthony Sarg is a puppeteer, this likely has the literal meaning that every movement the puppets do have a meaning. It can have a metaphorical meaning that everything someone does matters.

QUESTIONS: PAGE 4

I. Based on the context clues, what is a marionette man?

- A marionette man is someone who works with puppets. A marionette is a type of puppet that is operated from above by strings.

QUESTIONS: PAGE 5

I. How does Tony make his chore easier?

- Tony creates an invention with a pulley to feed the chickens from his window instead of getting up.

2. What does Tony's actions tell us about him?

- Tony is ingenuitive. He sees a problem and invents a solution using his imagination.

QUESTIONS: PAGE 9

I. What happened after Tony's marionettes were a hit?

- Tony created a display for Macy's store. Then Macy's wanted him to help create a parade for the immigrant workers.

2. What is an immigrant?

- A person from a different country. "Tony was an immigrant, so he lived the idea of creating a parade based on street carnivals from all over the world."

QUESTIONS: PAGE 15

I. What happened as a result of the zoo animals?

- The children were frightened, so Macy's asked Tony to replace the animals.

2. How did Tony solve the problem of replacing the zoo animals?

- Tony decided to create large animals from blimps. Then he realized he needed to figure out how to make them move, so he used wooden sticks.

INTERACTIVE READ ALOUD: *Balloons Over Broadway*

QUESTIONS: PAGE 23

1. How does Tony solve the problem of getting his balloons to move?

- The balloons were made out of rubberized silk, which was lighter. They were filled with helium, which was also lighter.

QUESTIONS: PAGE 31

1. How would you describe Tony?

- Tony is a problem solver. He faces many problems throughout the story, and always comes up with a way to solve them.

2. How does Tony's problem-solving skills shape history?

- Tony invented floating parade balloons, which created the holiday tradition of the Macy's Thanksgiving Day parade.

QUESTIONS:

QUESTIONS:

QUESTIONS

QUESTIONS

Balloons Over Broadway


PROBLEM & SOLUTION

Differentiation

For upper-elementary grades, give them the blank problem/ solution chart and have them find their own examples throughout the text.

For 2nd-3rd grade students, have them fill out the partially filled out chart.

For lower elementary students, or students who need more modifications, have them cut and paste the problem/ solution prompts into the chart.



PROBLEM & SOLUTION BALLOONS OVER BROADWAY	
Problem	Solution
Tony's father asked him to feed the chickens at six-thirty in the morning every day.	Tony created marionettes that have lifelike movements.
In London, Tony realized no one was making marionettes for kids anymore.	Tony made costumes and floats for the parade.
Macy's wanted to create a parade for immigrants based on street carnivals from around the world.	Tony replaced the zoo animals with giant balloons.
The zoo animals in the Macy's parade frightened children.	Tony decided to use blimp material for his balloons.
Tony's marionettes were too small for the parade.	Tony decided to use sticks, like the Indonesian rod puppet.
Tony replaced the zoo animals with giant balloons.	Tony created balloons out of rubber and filled them with helium.
Tony's balloons even	

Tony wasn't sure how to make puppets move.

Tony invented coop door.

PROBLEM & SOLUTION

BALLOONS OVER BROADWAY

Problem	Solution

PROBLEM & SOLUTION

BALLOONS OVER BROADWAY

Problem	Solution
Tony's father asked him to feed the chickens at six-thirty in the morning every day.	
In London, Tony realized no one was making marionettes for kids anymore.	
Macy's wanted to create a parade for immigrants based on street carnivals from around the world.	
	Tony replaced the zoo animals with giant balloons.
Tony's marionettes were too small for the parade.	
	Tony decided to use sticks, like the Indonesian rod puppet.
	Tony created balloons out of rubberized silk and filled them with helium.

PROBLEM & SOLUTION


BALLOONS OVER BROADWAY

Problem	Solution
Tony's father asked him to feed the chickens at six-thirty in the morning every day.	Tony invented a pully system to open the coop door from his bedroom window.
In London, Tony realized no one was making marionettes for kids anymore.	Tony created marionettes that have lifelike movements.
Macy's wanted to create a parade for immigrants based on street carnivals from around the world.	Tony made costumes and floats for the parade.
The zoo animals in the Macy's parade frightened children.	Tony replaced the zoo animals with giant balloons.
Tony's marionettes were too small for the parade.	Tony decided to use blimp material for his balloons.
Tony wasn't sure how to make his big puppets move.	Tony decided to use sticks, like the Indonesian rod puppet.
Tony needed to make his balloons even bigger for people to see.	Tony created balloons out of rubberized silk and filled them with helium.

Balloons Over Broadway STEAM




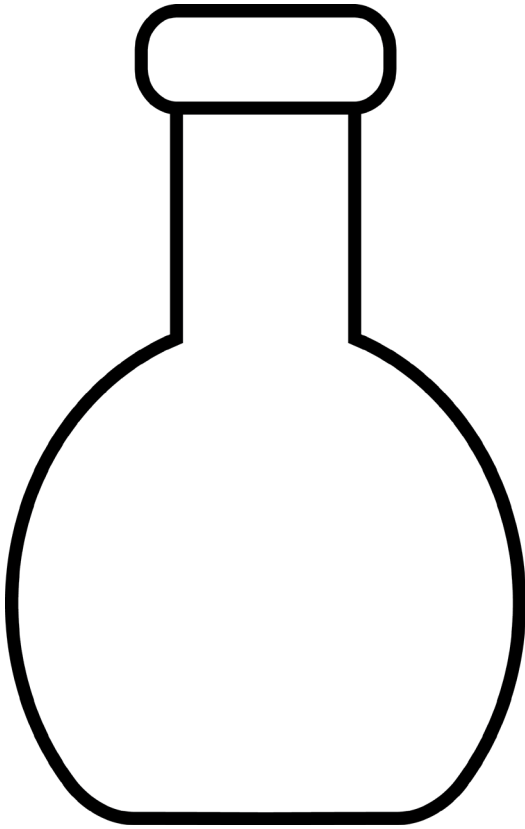
Directions:

1. Find examples of engineering, art, math, and technology in the story *Balloons Over Broadway*. Write examples in each shape.
2. Cut out foldable pieces.
3. Paste the top of the foldable pieces over each shape as shown.
4. Color




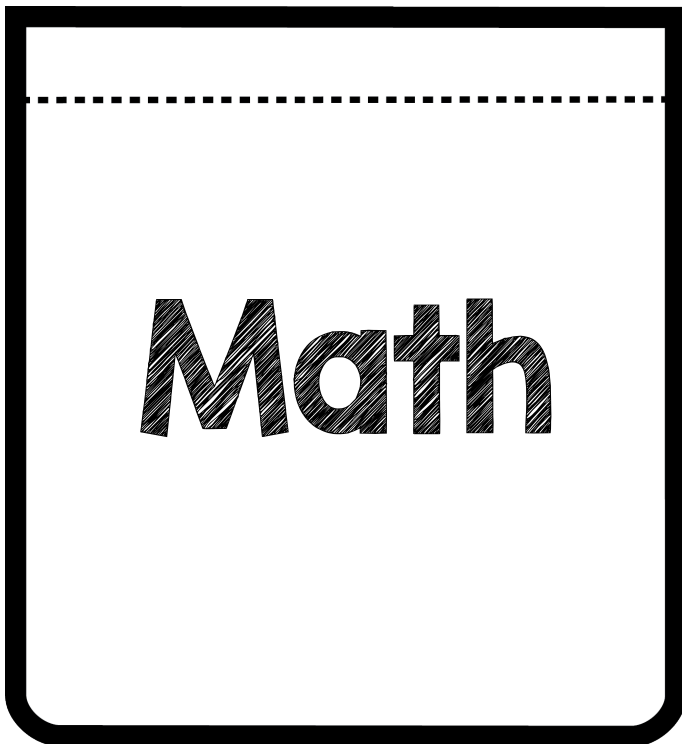
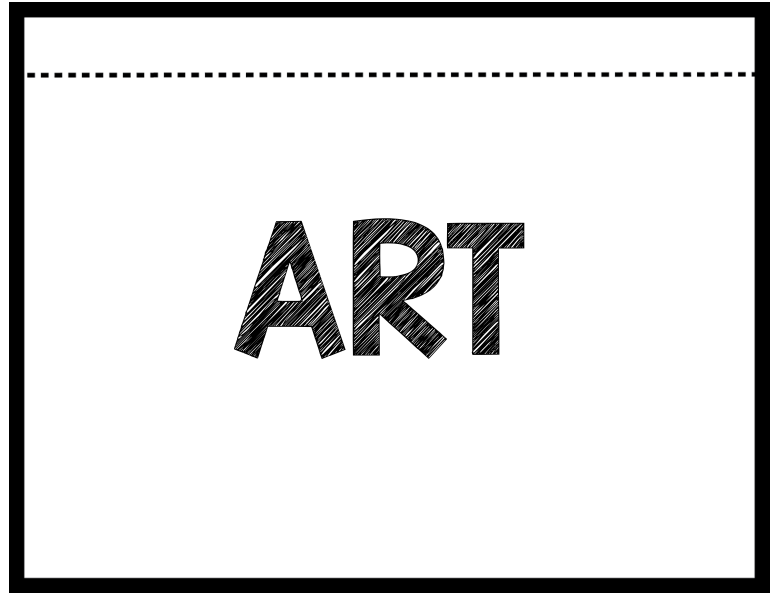
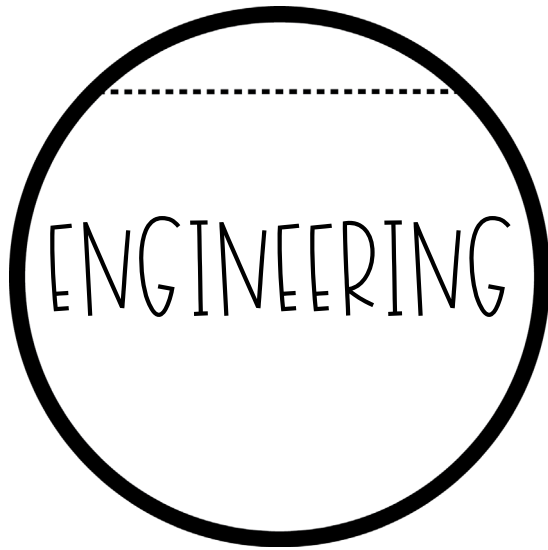
Balloons Over Broadway **STEAM**

Tony Sarg used science, technology, engineering, and math throughout this story to solve problems. Find examples of each from the story.



Balloons Over Broadway **STEAM**


Cut out these flaps to place over the previous sheet.



BALLOONS OVER BROADWAY TOPPERS

Directions:

1. Color the toppers.
2. Paste the toppers to the top of the Problem/ Solution page or the STEAM Foldable Activity. Use as a bulletin board display.



PROBLEM & SOLUTION BALLOONS OVER BROADWAY

Problem

Tony's father asked him to feed the chickens at six-thirty in the morning every day.

In London, Tony realized no one was making marionettes for kids anymore.

Macy's wanted to create a parade for immigrants based on street carnivals from around the world.

Solution


Tony created marionettes that have lifelike movements.

Tony made costumes and floats for the parade.

Tony replaced the zoo animals with green balloons.

Tony wasn't sure how to make puppets move.

Tony invented a coop door.



TEACHER INSTRUCTIONS

MATERIALS

- Balloons
- Card stock paper
- Craft Sticks
- String or twine
- Pipe cleaners
- Décor (May include google eyes, sequins, markers, etc.)
- Recording device (can be shared, or one per group)

DIRECTIONS

1. After reading *Balloons Over Broadway*, introduce students to the STEAM project of building their own balloon for the parade. Their balloon must be able to be controlled from the bottom and capable of moving.
2. Give students 10 minutes to plan their designs with their team, then 30 minutes to construct, test, and revise their designs.
3. Clear a space for a classroom Thanksgiving day parade. Have each group move their float down the parade route, demonstrating movement.
4. Students vote on the float that is most visually appealing and is most functional and able to be controlled.
5. Have students rate their success on the project on their rubric.

STUDENT INSTRUCTIONS

Dear Student,

You are hired by Macey's to plan and build a balloon float that the parade spectators will enjoy watching. Your design must include a balloon of a specific object, animal, or character and be able to be propelled into the air and controlled from the ground.


You will have 10 minutes to plan a design with your team. Your team will have 30 minutes to construct your design and make modifications. Finally, you will have 10 minutes to write and record a short broadcast announcing your float to play at the class parade. At the end of the challenge, your balloon will perform in the parade. The winner will be determined based on balloon appearance and functionality.










Have fun!

MATERIALS

- Balloons
- Sticks
- Markers
- Décor
- Recording device

RUBRIC



ELEMENT	RATING		
Team work			
Balloon Visual Appearance			
Balloon functionality			

Voting Card

The best overall team is team # _____

What I liked about their visual

presentation was _____

What I liked about the functionality of

their balloon was _____

Voting Card

The best overall team is team # _____

What I liked about their visual

presentation was _____

What I liked about the functionality of

their balloon was _____

Voting Card

The best overall team is team # _____

What I liked about their visual

presentation was _____

What I liked about the functionality of

their balloon was _____

Voting Card

The best overall team is team # _____

What I liked about their visual

presentation was _____

What I liked about the functionality of

their balloon was _____

Balloons Over Broadway STEM JOURNAL

Directions: Print as a 2-sided booklet.

STEAM Journal BALLOONS OVER BROADWAY



Name: Julie Bachese
Date: Nov. 11

STEAM Journal

BALLOONS

OVER

BROADWAY



Name: _____

Date: _____

ASK



What is the problem I need to solve?




IMAGINE

What are some possible solutions?

What are some constraints I may have?

Which solution is most likely to work?




PLAN

What materials will you need?

Draw a diagram of your plan.




Explain your plan in words.



CREATE

Draw your final creation.



©Julia Boettger

TEST

- ☐ Follow your Plan
- ☐ Build Project
- ☐ Test Design

Was your plan successful?


YES

No

Why?

What worked well?


List any problems you came across:



IMPROVE

How can you make your plan better?

What were the results of your improvements?



TECHNOLOGY INTEGRATION

DIRECTIONS: Write a script for the broadcasting announcement for your float. Be sure to make your float sound like the most appealing float in the parade. Then record your announcement and play as your float is displayed in your classroom parade.

SCRIPT

BALLOONS OVER BROADWAY

extension

DIRECTIONS: On Thanksgiving, watch the Macy's Thanksgiving Day Parade. Draw a picture of your favorite float. Why is this your favorite?



Terms of Use



How Can I Use This Resource?

Thank you for trusting MagiCore. Our mission is to create resources that support teachers and promote student success. Please note that this resource is licensed for use by a single teacher in a classroom setting. If you need to use this resource with more than one teacher and/or across multiple classrooms, additional licenses are available at a discount. You can purchase additional licenses by visiting your TPT "Purchases" page and then selecting "Download Additional Licenses" or by contacting me at julie@magicorelearning.com.



Good to Go



Not O.K.

- Use this resource personally or with your own children.
 - Use this resource in your own classroom with your students.
 - Provide this resource to your students to use at your instruction.
 - Print and/or copy for use in your own classroom.
 - Provide printed pages to a substitute teacher with the sole purpose of instructing your students.
 - Share with your students via a secure document portal or electronic learning platform that requires individual user verification and limits access to only the students in your own classroom (e.g. Google Classroom).
 - Review this resource with others with the sole purpose of recommending it to others for purchase, provided you share one of the links below:
- Share with others to use personally.
 - Share with others to use in another classroom.
 - Print or copy any page(s) and distribute them to other teachers or other classrooms.
 - Publish or host online in a manner where any of the material is accessible to anyone who is not a student in your own classroom, including but not limited to personal, classroom, or district websites that are accessible to the general public.
 - Use this resource commercially (e.g. Outschool).
 - Publish, sell, or otherwise distribute this product to anyone in manner inconsistent with these terms of use.

<https://magicorelearning.com/>

<https://www.teacherspayteachers.com/Store/Magicore>

© Copyright 2019, 2022. All rights reserved. The unlicensed reproduction or distribution of this product is strictly prohibited. Permission is granted to the original purchaser or licensee to make copies to use with students and/or to assign to students digitally providing it is only available to students assigned directly to the purchaser. Placing this product in any manner that makes it accessible to the general public is strictly forbidden. Commercial use, including but not limited to online or in person classes, is prohibited. Contact julie@magicorelearning.com for commercial licensing information. Sharing without permission or hosting online in a public manner is a violation of the Digital Millennium Copyright Act (DMCA). These terms may be updated at any time. You can see the most up to date Terms of Use at

<https://magicorelearning.com/terms-of-use>.

Let's Connect!

www.magicorelearning.com



<https://www.teacherspayteachers.com/Store/magicore>



<https://www.facebook.com/MagiCoreLearning/>



<https://www.instagram.com/magicorelearning/>



https://www.pinterest.com/magicorelearning/_shop/



Julie@magicorelearning.com

Looking for more?



CREDITS

www.amazingclassroom.com

https://commons.wikimedia.org/wiki/File:Helen_Keller_Birthplace_House.jpg

https://commons.wikimedia.org/wiki/File:Great_white_shark_size_comparison.svg

https://commons.wikimedia.org/wiki/File:Loggerhead_sea_turtle.jpg

