

CHARACTER

TRAITS

task cards

Character Traits

Allison was having a bad day because she had a bad exam. She came home and slammed the door shut. Her face was red and her hands were clenched into fists. Her mother asked her what was bothering her, and she yelled loudly at her, "I'm having a terrible day. I studied so hard for my math exam, and I didn't get a good grade. She stomped her feet and threw herself onto her bed. She didn't want to talk to anyone. She knew she needed to calm down, so she took some deep soothering breaths to try to relax."

Answer Sheet

Name: _____ Date: _____

Card #	Answer	Card #	Answer
1.		16.	
		17.	
		18.	
		19.	
		20.	
		21.	
		22.	

2. Character Traits

Kris was going to work in a soup kitchen. He goes there to volunteer once a week. Kris makes different meals with his family and they all go together. While Kris is there, he serves meals to people who are homeless. Kris and his family enjoy helping people who are less fortunate. Kris thinks that it is important to help people who are in need. The people who go to the soup kitchen are grateful for what Kris and his family do to help.

What character trait describes Kris?

- a. Confident
- b. Brave
- c. Courageous
- d. Generous

7. Character Traits

John is a quiet young man. Sometimes, he likes to be alone and does not like to be in a large group. At school, he stays by himself at recess. When classmates come up to him, he turns away and does not respond. His teacher tries to get him to open up. When he does talk to friends, his voice tends to be very quiet, and he whispers. He does not like a lot of attention on him because he doesn't like people looking at him. John stays to himself and plays alone.

What character trait describes John?

- a. Friendly

Character Traits




1. Character Traits

Mrs. Lane is a second-grade teacher. She is teaching her students multiplication. Amy does not understand how to multiply two numbers. Mrs. Lane says, "Don't worry, Amy! I'll help you figure it out, it's hard!"

Amy tried some more but didn't get the next problem right. Mrs. Lane thought, "How can I show Amy to multiply in a way she'll understand?" She made Amy flashcards and helped her during recess. When Amy got frustrated, Mrs. Lane calmed her down and said, "It just takes practice!"

What character trait describes Mrs. Lane?

- a. Patient
- b. Fair
- c. Generous
- d. Cooperative




3rd Grade



19. Character Traits
 Amy always never lie because people might get into trouble. One day, Amy her book. When Amy's because I was angry and again." Amy's mom was m

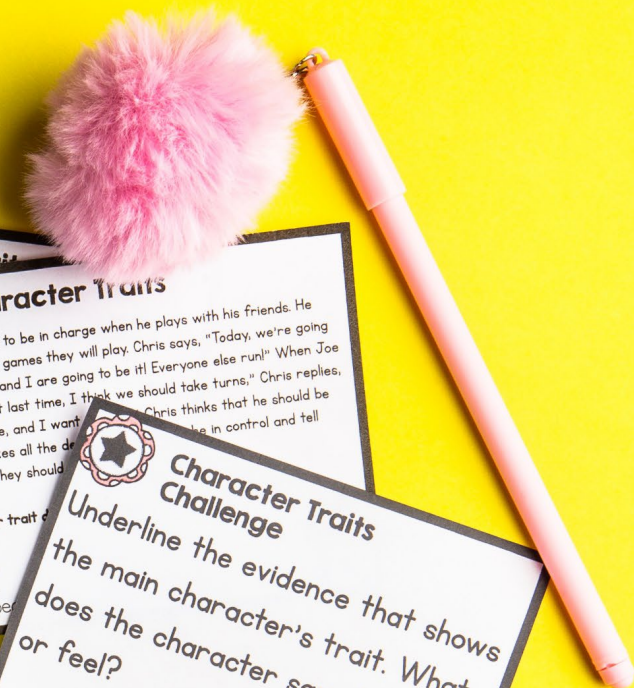
20. Character Traits
 Jason hurt his foot and sat on the bench and cheered. Jason wanted to be the one can do it! You practiced re He gave high five field. Jason clapped and We can always win

18. Character Traits
 Chris likes to be in charge when he plays with his friends. He always picks what games they will play. Chris says, "Today, we're going to play tag. Mark and I are going to be it! Everyone else run!" When Joe says, "You were it last time, I think we should take turns." Chris replies, "No! I'm in charge, and I want Chris thinks that he should be in control and tell everyone what they should

Character Traits Challenge
 Underline the evidence that shows the main character's trait. What does the character say, do, think, or feel?

Name: _____ Date: _____

Card #	Answer	Card #	Answer
1		16	
2		17	
3		18	
4		19	
5		20	
6		21	
7		22	
8		23	
9		24	
10		25	
11		26	
12		27	
		28	
		29	
		30	



Ways to Use Task Cards

1. **Centers**
2. **Scoot:** Pass out one card for each student. Set a timer and say, “scoot!” when the timer goes off. Students move seats to the next card. They continue to rotate until they are back at their original seat.
3. **Scavenger Hunt:** Hide cards around the room. Students search for cards and answer them.
4. **Jenga:** Number Jenga blocks. Students stack the blocks, then take turns pulling blocks. Students answer the corresponding number card.
5. **Whole class practice:** Teacher displays card on the projector. Students answer on mini white boards.
6. **Exit Tickets:** Give each student a task card at the end of the lesson. Have them answer on a sticky note.

1.

Character Traits

Mrs. Lane is a second-grade teacher. She is teaching her students multiplication. Amy does not understand how to multiply two numbers. Mrs. Lane says, "Don't worry, Amy! I'll help you figure it out, it's hard!"

Amy tried some more but didn't get the next problem right. Mrs. Lane thought, "How can I show Amy to multiply in a way she'll understand?"

She made Amy flashcards and helped her during recess. When Amy got frustrated, Mrs. Lane calmed her down and said, "It just takes practice!"

What character trait describes Mrs. Lane?

- a. Patient
- b. Fair
- c. Generous
- d. Cooperative

**2.**

Character Traits

Kris was going to work in a soup kitchen. He goes there to volunteer once a week. Kris makes different meals with his family and they all go together. While Kris is there, he serves meals to people who are homeless. Kris and his family enjoy helping people who are less fortunate. Kris thinks that it is important to give to others who are in need. The people who go to the soup kitchen appreciate everything that Kris and his family do to help.

What character trait describes Kris?

- a. Confident
- b. Brave
- c. Courageous
- d. Generous

**3.**

Character Traits

Jamie and Kelly are working together to play a game. Jamie says, "Kelly, why don't you go first?"

Kelly said, "Thanks, Jamie!" Kelly rolled the dice, and they fell on the floor. Jamie picked them up for her.

Kelly said, "Thank you."

When Kelly picked up a card, she had a hard time reading it, so Jamie helped her. They took turns during the whole game. When it was time to clean up, Jamie picked up the cards, and Kelly put the board and the dice away. They had fun playing the game together.

What character trait describes Jamie and Kelly?

- a. Impatient
- b. Cooperative
- c. Loyal
- d. Tolerant


**4.**

Character Traits

Dan hit a baseball through the kitchen window. He ran inside and told his mom that their neighbor, Matt, did it. Dan did not want to tell his mom the truth. He did not want to get in trouble. His mom asked him what happened. Dan lied and said that when they were playing baseball, Matt had a big hit, and it went through the window. Dan's mom was angry, and Dan was glad that she didn't know it was him that did it!

What character trait describes Dan?

- a. Greedy
- b. Patient
- c. Dishonest
- d. Reliable



Answer Key



Card #	Answer
1.	A
2.	D
3.	B
4.	C
5.	C
6.	A
7.	D
8.	B
9.	C
10.	D
11.	A
12.	B
13.	C
14.	A
15.	B

Card #	Answer
16.	D
17.	C
18.	A
19.	D
20.	B
21.	C
22.	B
23.	A
24.	C
25.	B
26.	D
27.	A
28.	C
29.	A
30.	B

© Julie Badesse

Answer Key



Card #	Answer
1.	A
2.	D
3.	B
4.	C
5.	C
6.	A
7.	D
8.	B
9.	C
10.	D
11.	A
12.	B
13.	C
14.	A
15.	B

Card #	Answer
16.	D
17.	C
18.	A
19.	D
20.	B
21.	C
22.	B
23.	A
24.	C
25.	B
26.	D
27.	A
28.	C
29.	A
30.	B

Answer Sheet



Name: _____ Date: _____

Card #	Answer	Card #	Answer
1.		16.	
2.		17.	
3.		18.	
4.		19.	
5.		20.	
6.		21.	
7.		22.	
8.		23.	
9.		24.	
10.		25.	
11.		26.	
12.		27.	
13.		28.	
14.		29.	
15.		30.	

© Julie Bades

Answer Sheet



Name: _____ Date: _____

Card #	Answer	Card #	Answer
1.		16.	
2.		17.	
3.		18.	
4.		19.	
5.		20.	
6.		21.	
7.		22.	
8.		23.	
9.		24.	
10.		25.	
11.		26.	
12.		27.	
13.		28.	
14.		29.	
15.		30.	

Terms of Use



How Can I Use This Resource?

Thank you for trusting MagiCore®. Our mission is to create resources that support teachers and promote student success. Please note that this resource is licensed for use by a single teacher in a classroom setting. If you need to use this resource with more than one teacher and/or across multiple classrooms, additional licenses are available at a discount. You can purchase additional licenses by visiting your TPT "Purchases" page and then selecting "Download Additional Licenses" or by contacting me at julie@magicorelearning.com.



Good to Go



Not O.K.

- Use this resource personally or with your own children.
 - Use this resource in your own classroom with your students.
 - Provide this resource to your students to use at your instruction.
 - Print and/or copy for use in your own classroom.
 - Provide printed pages to a substitute teacher with the sole purpose of instructing your students.
 - Share with your students via a secure document portal or electronic learning platform that requires individual user verification and limits access to only the students in your own classroom (e.g. Google Classroom).
 - Review this resource with others with the sole purpose of recommending it to others for purchase, provided you share one of the links below:
- Share with others to use personally.
 - Share with others to use in another classroom.
 - Print or copy any page(s) and distribute them to other teachers or other classrooms.
 - Publish or host online in a manner where any of the material is accessible to anyone who is not a student in your own classroom, including but not limited to personal, classroom, or district websites that are accessible to the general public.
 - Use this resource commercially (e.g. Outschool).
 - Publish, sell, or otherwise distribute this product to anyone in manner inconsistent with these terms of use.

<https://magicorelearning.com/>

<https://www.teacherspayteachers.com/Store/Magicore>

© Copyright 2019, 2024. All rights reserved. The unlicensed reproduction or distribution of this product is strictly prohibited. Permission is granted to the original purchaser or licensee to make copies to use with students and/or to assign to students digitally providing it is only available to students being taught directly by the purchaser. Posting this product online in any manner where it can be accessed by the general public is strictly forbidden. Commercial use, including but not limited to online or in person classes, is prohibited. Contact julie@magicorelearning.com for commercial licensing information. Sharing without permission or hosting online in a public manner is a violation of the Digital Millennium Copyright Act (DMCA). These terms may be updated at any time. You can see the most up to date Terms of Use at <https://magicorelearning.com/terms-of-use>. MagiCore® is a registered trademark of Common Core Kingdom, LLC.

Let's Connect!

www.magicorelearning.com



<https://www.teacherspayteachers.com/Store/Magicore>



<https://www.facebook.com/Magicorelearning/>



<https://www.instagram.com/magicorelearning>




<https://www.pinterest.com/magicorelearning/>

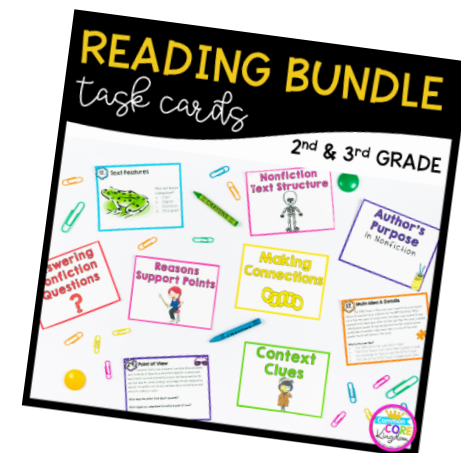



Julie@magicorelearning.com

CREDITS



Looking for more?



DID YOU ENJOY THIS RESOURCE?



LEAVE US A REVIEW ON TPT

Reviews help other teachers know if this resource is a good fit for them.
Reviews also help our resources show up when teachers search!

- Head over to My Purchases to leave a review!
- Have a question? Have a problem with the resource?
You can reach out to me directly so I can make it right.



[CLICK HERE TO LEAVE A REVIEW!](#)