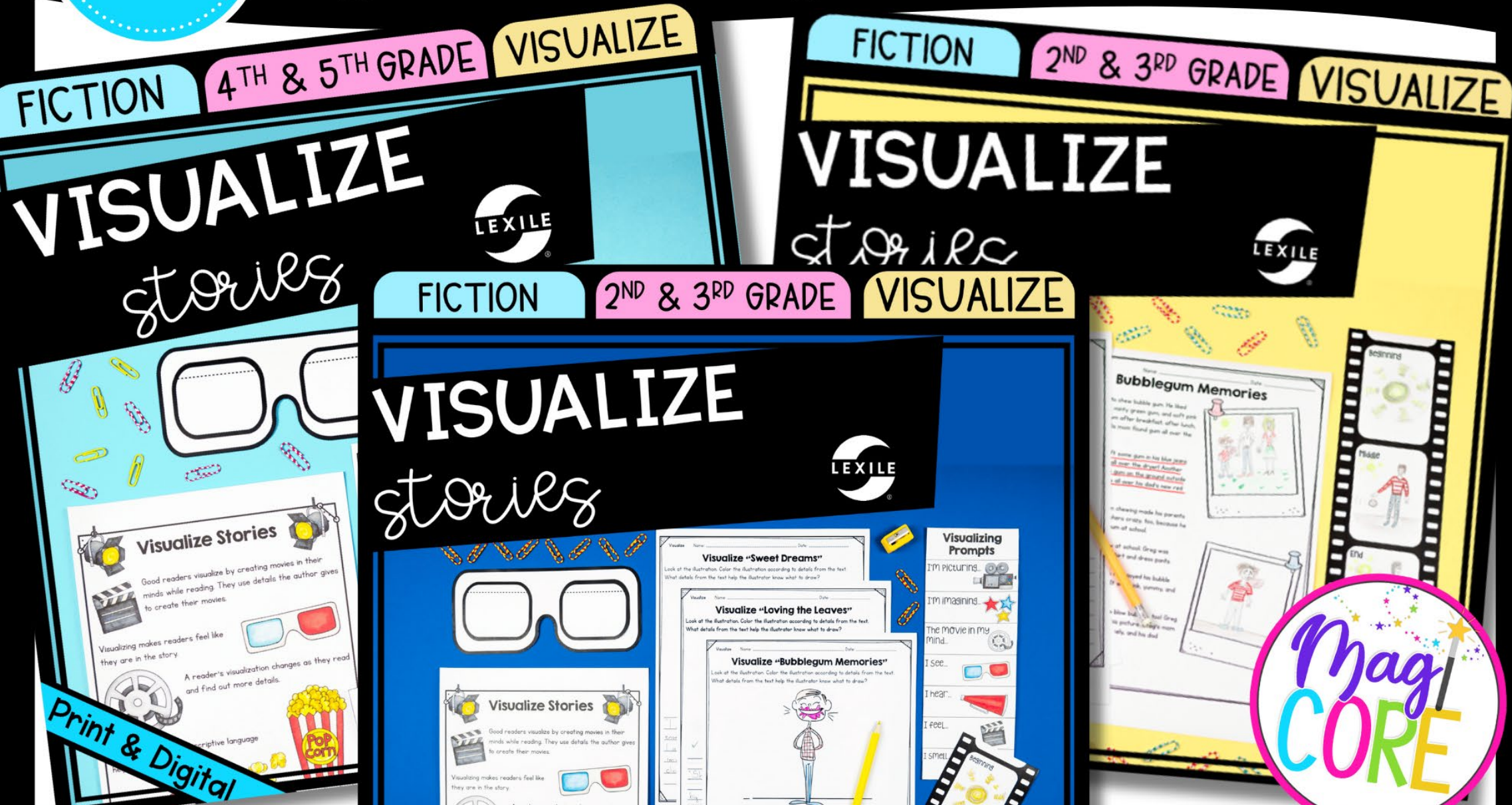
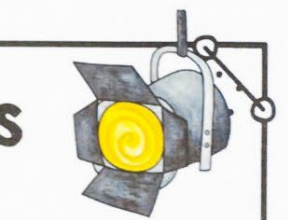



VISUALIZE BUNDLE

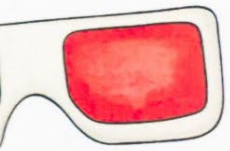
PRINT
and
DIGITAL



DIFFERENTIATED FOR 1ST-5TH GRADE



S
movies in their
the author gives



ges as they read



Visualize Name: _____ Date: _____

Visualize "Sweet Dreams"

Look at the illustration. Color the illustration according to details from the text.
What details from the text help the illustrator know what to draw?

Visualize Name: _____ Date: _____

Visualize "Loving the Leaves"

Look at the illustration. Color the illustration according to details from the text.
What details from the text help the illustrator know what to draw?

Visualize Name: _____ Date: _____

Visualize "Bubblegum Memories"

Look at the illustration. Color the illustration according to details from the text.
What details from the text help the illustrator know what to draw?

I know Greg's gum is pink because the text says: "Greg smiled as he enjoyed his bubble gum. It was his favourite! It was pink, yummy, and delightful to chew."

"I
enor
Lu
im
cle
"Sh
big
She



Visualizing Prompts

I'm picturing...

I'm imagining...

The movie in my mind...


I see...

I hear...

I feel...

I smell...





Visualize Stories

Good readers visualize by creating movies in their minds while reading. They use details the author gives to create their movies.

Visualizing makes readers feel like they are in the story.

A reader's visualization changes as they read and find out more details.

Sensory details and descriptive language help readers visualize.

Visualizing helps readers comprehend and relate to the story. It also helps readers make predictions.

Visualize "Sweet Dreams"

Look at the illustration. Color the illustration according to details from the text. What details from the text help the illustrator know what to draw?



Visualizing Prompts

I'm picturing...



I'm imagining...



The movie in my mind...



I see...



I hear...



I feel...



Sweet Dreams



