

USE task cards ILLUSTRATIONS

30. Use Illustrations

"Wow! There is so much information to go over. I'm starting to become overwhelmed," said Leah. "The research project keeps getting bigger. And bigger," Andie responded.

What does the illustration tell the reader about the setting of the story?

Use Illustrations

1. Who are the characters in the story?
2. What is the setting in the story?

Use Illustrations



1. Use Illustrations

Parker was shocked. An ancient book with a golden cover flew right to him. He had heard this place was known for magical happenings, but he was not expecting this.



What does the illustration help the reader understand about the story?

- a. The story takes place near a water well.
- b. The story takes place in a far away castle.
- c. The story takes place in a magical library.
- d. The story takes place inside a classroom.

12. Use Illustrations

"I can explain, Mr. Roberts," said Sam as he stood in front of the chalkboard. "Let's hear it," responded Mr. Roberts. "Well, it really was all a Big misunderstanding," said Sam.



21. Use Illustrations

"And then we could have the main character jump out of a helicopter and land on top of a pirate ship," Jude explained. "Okay, then after she battles Pirates, she could swim and..."

Answer Sheet

Name: _____ Date: _____

Card #	Answer	Card #	Answer
1.		16.	
2.		17.	
3.		18.	
4.		19.	
5.		20.	
6.		21.	
7.		22.	
8.		23.	
9.		24.	
10.		25.	
		26.	

2nd & 3rd Grade



Ways to Use Task Cards

1. **Centers**
2. **Scoot:** Pass out one card for each student. Set a timer and say, “scoot!” when the timer goes off. Students move seats to the next card. They continue to rotate until they are back at their original seat.
3. **Scavenger Hunt:** Hide cards around the room. Students search for cards and answer them.
4. **Jenga:** Number Jenga blocks. Students stack the blocks, then take turns pulling blocks. Students answer the corresponding number card.
5. **Whole class practice:** Teacher displays card on the projector. Students answer on mini white boards.
6. **Exit Tickets:** Give each student a task card at the end of the lesson. Have them answer on a sticky note.

1.

Use Illustrations

Parker was shocked. An ancient book with a golden cover flew right to him. He had heard this place was known for magical happenings, but he was not expecting this.



What does the illustration help the reader understand about the setting of the story?

- The story takes place near a water well.
- The story takes place in a far away castle.
- The story takes place in a magical library.
- The story takes place inside a classroom.

2.

Use Illustrations

Alexa excitedly opened the birthday package her grandmother had sent her in the mail. It was a small wooden box. Alexa carefully opened the box. A ballerina popped up, and a beautiful song filled the air. It was a music box!



What does the illustration help us understand about how Alexa feels about the gift?

- Alexa is disappointed with the gift.
- Alexa doesn't care for the song the music box plays.
- Alexa likes the music box and the song it plays.
- Alexa wishes her grandmother had chosen something else.

3.

Use Illustrations

Cal glanced in the mirror and admired his new hat. The brown straw Hat with a bright blue band fit perfectly. He couldn't wait to show it to his friends at school.



The illustration helps us understand that the main character is _____.

- A teacher
- A kangaroo
- A monkey
- A boy

4.

Use Illustrations

Five minutes ago Pedro was having the time of his life. But now, tears rolled down his face. He couldn't believe this had happened.



What does the illustration tell us about why Pedro is upset?

- Pedro's friend would not share his new helicopter with him.
- Pedro crashed his toy helicopter.
- Pedro got lost while flying his toy helicopter.
- It is about to rain, so Pedro won't be able to fly his toy helicopter.

Terms of Use



How Can I Use This Resource?

Thank you for trusting MagiCore®. Our mission is to create resources that support teachers and promote student success. Please note that this resource is licensed for use by a single teacher in a classroom setting. If you need to use this resource with more than one teacher and/or across multiple classrooms, additional licenses are available at a discount. You can purchase additional licenses by visiting your TPT "Purchases" page and then selecting "Download Additional Licenses" or by contacting me at julie@magicorelearning.com.



Good to Go



Not O.K.

- Use this resource personally or with your own children.
 - Use this resource in your own classroom with your students.
 - Provide this resource to your students to use at your instruction.
 - Print and/or copy for use in your own classroom.
 - Provide printed pages to a substitute teacher with the sole purpose of instructing your students.
 - Share with your students via a secure document portal or electronic learning platform that requires individual user verification and limits access to only the students in your own classroom (e.g. Google Classroom).
 - Review this resource with others with the sole purpose of recommending it to others for purchase, provided you share one of the links below:
- Share with others to use personally.
 - Share with others to use in another classroom.
 - Print or copy any page(s) and distribute them to other teachers or other classrooms.
 - Publish or host online in a manner where any of the material is accessible to anyone who is not a student in your own classroom, including but not limited to personal, classroom, or district websites that are accessible to the general public.
 - Use this resource commercially (e.g. Outschool).
 - Publish, sell, or otherwise distribute this product to anyone in manner inconsistent with these terms of use.

<https://magicorelearning.com/>

<https://www.teacherspayteachers.com/Store/Magicore>

© Copyright 2019, 2024. All rights reserved. The unlicensed reproduction or distribution of this product is strictly prohibited. Permission is granted to the original purchaser or licensee to make copies to use with students and/or to assign to students digitally providing it is only available to students being taught directly by the purchaser. Posting this product online in any manner where it can be accessed by the general public is strictly forbidden. Commercial use, including but not limited to online or in person classes, is prohibited. Contact julie@magicorelearning.com for commercial licensing information. Sharing without permission or hosting online in a public manner is a violation of the Digital Millennium Copyright Act (DMCA). These terms may be updated at any time. You can see the most up to date Terms of Use at <https://magicorelearning.com/terms-of-use>. MagiCore® is a registered trademark of Common Core Kingdom, LLC.

Let's Connect!

www.magicorelearning.com



<https://www.teacherspayteachers.com/Store/Magicore>



<https://www.facebook.com/Magicorelearning/>



<https://www.instagram.com/magicorelearning>




<https://www.pinterest.com/magicorelearning/>






Julie@magicorelearning.com

CREDITS



Looking for more?






DID YOU ENJOY THIS RESOURCE?



LEAVE US A REVIEW ON TPT

Reviews help other teachers know if this resource is a good fit for them.

Reviews also help our resources show up when teachers search!

- 
- Head over to My Purchases to leave a review!
 - Have a question? Have a problem with the resource?
You can reach out to me directly so I can make it right.



CLICK HERE TO LEAVE A
REVIEW!

