NONFICTION | 4TH & 5TH GRADE | RI.4.10/ 5.10

COMPREHEND TEXT

scientific, historical, & technical

LEXILE

Comprehend Scientific Text

Level E

Name: Julie Bachase Date: 5/15

Newton's Laws of Motion

Sir Isaac Newton was an English mathematician, astronomer, and physicist. Newton was one of the most influential scientists of all time. Published in 1687, his book *Mathematical Principals of Natural Philosophy* was the foundation of classical mechanics.

Newton's laws of motion consist of three physical laws. Newton's laws describe the relationship between an object, the forces that act upon it, and the motion of the object as a response to the forces.



Isaac Newton

First Law

Newton's first law of motion is the law of inertia. It states that if you apply a force on two objects with different masses, the acceleration of each object will be different. A force can cause an change motion or increase velocity. ample of Newton's first law can be seen that an astronaut puts in space move unless a force ould be true if an tool would fered



An asteroid will continue tr... space

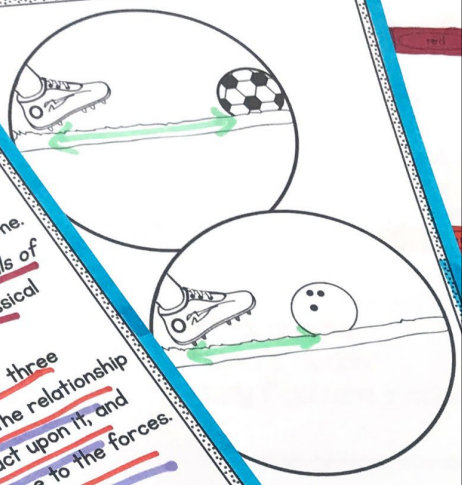

rocket launch... el creates ... equal ar... h is cr... th...

MagiCORE

WHAT'S INCLUDED?

TWELVE 4th & 5th Grade DIGITAL and PRINTABLE PDF nonfiction passages & TWO assessments!

- Aligned with 4th and 5th Grade Lexile Levels
- Includes an Anchor Chart and Journal Page for each type of text
- Students can highlight the text for easy comprehension

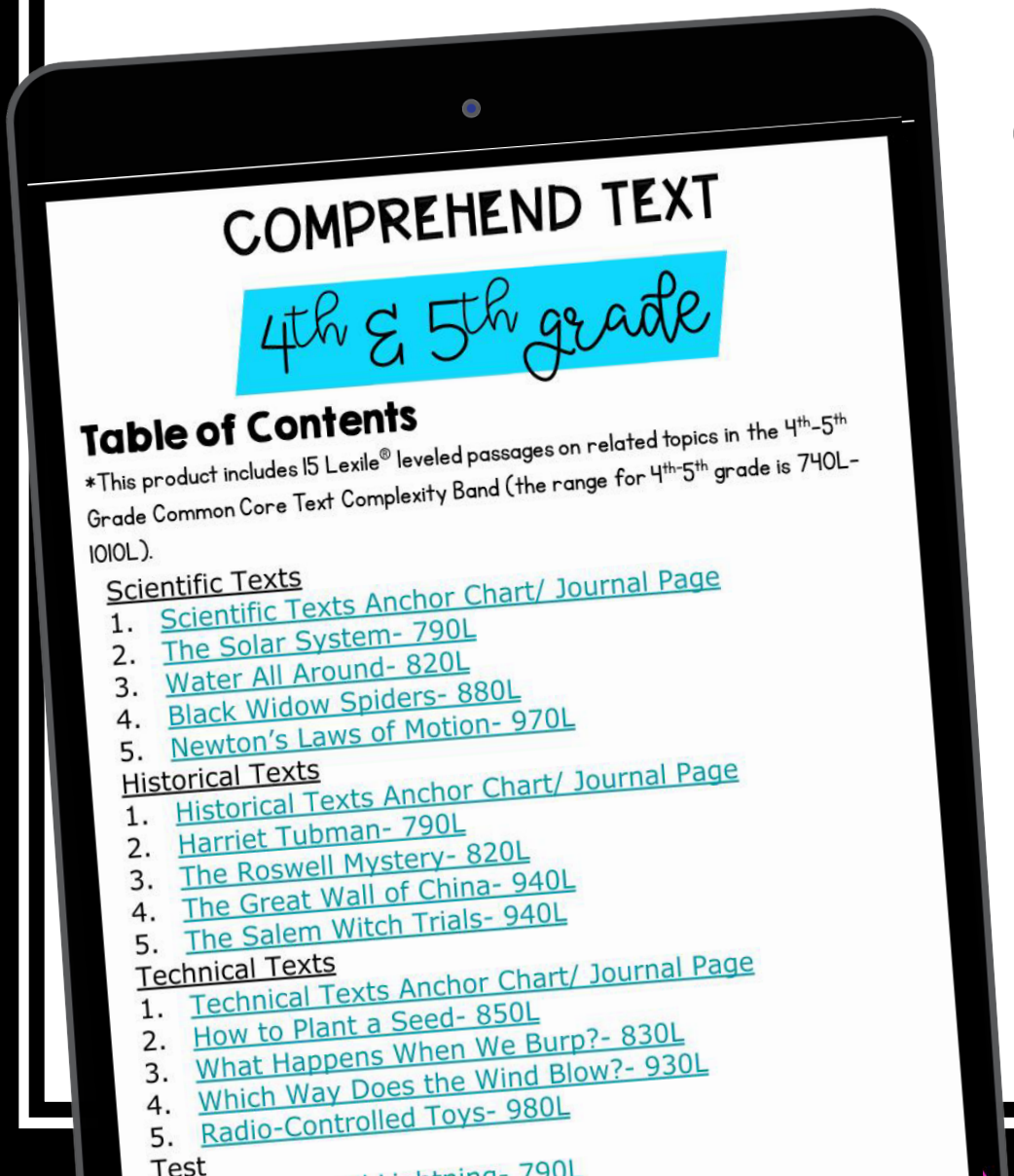

Created with GOOGLE SLIDES

LEXILE®

NONFICTION PASSAGES

790L Comprehend Scientific Text Name: _____ Date: _____

The Solar System

The solar system is made up of eight planets: Mercury, Venus, Earth, Mars, Jupiter, Saturn, Uranus, and Neptune. All of the planets orbit around the sun. Mercury's orbit is the closest to the sun, and Neptune's orbit is the farthest. You can use the sentence "My Very Educated Mother Just Served Us Nachos" to help you remember the planets in order. The first letter of each word in this silly sentence will remind you of the first letter of each planet.

The planets are divided into two groups: the inner planets and the outer planets. Mercury, Venus, Earth, and Mars are the inner planets. They are much warmer than the outer planets. Jupiter, Saturn, Uranus, and Neptune are the outer planets. The asteroid belt separates the inner and outer planets.

Many of the planets have moons. Moons orbit their planets. As you probably know, Earth has one moon. We can see it in the sky at night. Mars, one of our neighboring planets, has two moons. All of the outer planets have moons as well. Jupiter has the most moons at 69! Saturn has 62 moons, Uranus has 27, and Neptune has 14 moons.

Some of the planets also have rings. Saturn's rings are the most well-known because they can be seen from Earth, but did you know that Jupiter, Uranus, and Neptune all have rings as well? Jupiter has a thin ring, Uranus has nine dark rings, and Neptune has dark rings too.

Earth is the only planet in our solar system known to sustain life. Earth is exactly the right distance from the sun so that it is not too hot and not too cold. We also have liquid water and an atmosphere that protects us from the sun's harmful rays. Earth even has the right amount of gravity so that we don't float away!

Each planet is unique and special. There is so much to learn about our solar system and scientists are making discoveries all the time.



Color-coded highlighting supports student comprehension. In Google Slides, students can highlight as they read!

Comprehend Scientific Text

5. What inference could be made based on the passage and photograph? (Choose all that apply.) blue

a. Venus has rings.
b. Jupiter is the largest planet.
c. Pluto is no longer classified as a planet.
d. Mercury is hotter than earth because of its proximity to the sun.

6. Explain what the inner and outer planets are. How are these planets different? Use at least two details from the text to support your answer. purple

Students type their answers right in the text box.

7. According to the article, what qualities of Earth make it possible for human life? Use at least three details to support your answer. pink

After reading, students type their answers in the text boxes using text evidence.

ASSESSMENTS

810L Comprehend Historical Text Name: _____ Date: _____

TEST: Laura Ingalls Wilder

940L Comprehend Technical Text Name: _____ Date: _____

TEST: Chocolate Layer Cake

Beat half a cupful of butter to a cream, and gradually beat into it one cupful of sugar. When this is light, beat in half a cupful of milk, a little at a time, and one teaspoonful of vanilla. Beat the whites of six eggs to a
Mix half a teaspoonful of baking powder with two scant cupfuls of s
Stir the flour and whites of eggs alternately into the mixture. Have
tin plates well buttered, and spread two-thirds of the batter in two of

Into the remaining batter stir one ounce of Walter Baker & Co.
No. 1 Chocolate, melted, and spread this batter in the third plate
cakes in a moderate oven for about twenty minutes. Put a layer of
on a large plate, and spread with white icing. Put the dark cake o
also spread with white icing. On this put the third cake. Spread with
icing.

Put into a granite-ware saucepan two gills of sugar and one of
boil gently until bubbles begin to come from the bottom—say, about
minutes. Take from the fire instantly. Do not stir or shake the sugar
cooking. Pour the hot syrup in a thin stream into the whites of two e
have been beaten to a stiff froth, beating the mixture all the time. C
beat until the icing is thick. Flavor with one teaspoonful of vanilla. U
two-thirds of this as a white icing, and to the remaining third add or
melted chocolate. To melt the chocolate, shave it fine and put in a c
is then to be placed in a pan of boiling water.

Color coded highlighting can also be done on the assessments!

Comprehend Technical Text

5. This recipe does not include an ingredients list. Create an ingredients list and explain why this is helpful. blue

6. What type of cake is this? purple

a. chocolate cake with vanilla frosting
b. vanilla cake with chocolate frosting
c. chocolate cake with chocolate frosting
d. vanilla and chocolate cake with vanilla and chocolate frosting

7. The second half of the recipe is entitled "TO MAKE THE ICING". When should the person making the cake complete these steps? Explain why. Use at least two details from the text to support your answer. pink

Students type their answers right in the text box.

This resource also includes TWO tests with different Lexile Levels for student assessment.

COMPREHEND TEXT

4th & 5th grade

Table of Contents

*This product includes 15 Lexile® leveled passages on related topics in the 4th-5th Grade Common Core Text Complexity Band (the range for 4th-5th grade is 740L-1010L).

Scientific Texts

1. Scientific Texts Anchor Chart/ Journal Page
2. The Solar System- 790L
3. Water All Around- 820L
4. Black Widow Spiders- 880L
5. Newton's Laws of Motion- 970L

Historical Texts

1. Historical Texts Anchor Chart/ Journal Page
2. Harriet Tubman- 790L
3. The Roswell Mystery- 820L
4. The Great Wall of China- 940L
5. The Salem Witch Trials- 940L

Technical Texts

1. Technical Texts Anchor Chart/ Journal Page
2. How to Plant a Seed- 850L
3. What Happens When We Burp?- 830L
4. Which Way Does the Wind Blow?- 930L
5. Radio-Controlled Toys- 980L

Test

- Thunder and Lightning- 790L
- Laura Ingalls Wilder- 810L

WHAT IS INCLUDED?

Anchor charts to help you teach and for students to reference

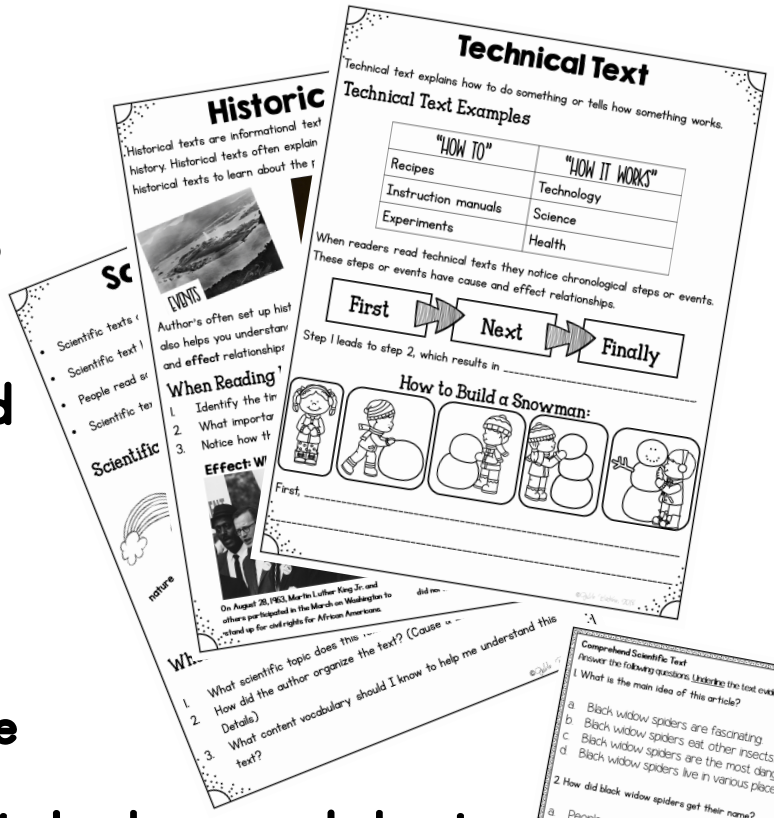

12 passages on a 4th & 5th grade level (4 of each type)



Multiple choice and short response questions

- Requires students to find text evidence

Assessment

- Same format as practice worksheets



ABOUT LEXILE LEVELS

MagiCore Learning, LLC is a certified Lexile® Partner. These texts are officially measured and approved by Lexile and MetaMetrics® to ensure appropriate rigor and differentiation for students.

The Lexile Framework® for Reading measures are scientific, quantitative text levels. When the Lexile of a text is measured, specific, measurable attributes of the text are considered, including, but not limited to, word frequency, sentence length, and text cohesion. These are difficult attributes for humans to evaluate, so a computer measures them.

Common Core State Standards uses Lexile level bands as one measure of text complexity. Text complexity ranges ensure that students are college and career ready by the end of 12th grade. Lexile measures help educators scaffold and differentiate instruction, as well as monitor reading growth.

Grade Band	Lexile® Bands Aligned to Common Core Expectations
K-1	190L-530L
2-3	420L-820L
4-5	740L-1010L
6-8	925L-1185L

Keep in mind when using any leveled text that many students will need scaffolding and support to reach text at the high end of their grade band. According to Appendix A of the Common Core Standards, "It is important to recognize that scaffolding often is entirely appropriate. The expectation that scaffolding will occur with particularly challenging texts is built into the Standards' grade-by-grade text complexity expectations, for example. The general movement, however, should be toward decreasing scaffolding and increasing independence both within and across the text complexity bands defined in the Standards."

820L Comprehend Scientific Text Name: _____ Date: _____

Water All Around

Water is all around us. Oceans hold most of the earth's water, but it can also be found in rivers and lakes as well as in the atmosphere. It may be hard to believe, but more than 70% of the earth is covered in water!

Each water molecule is made up of two hydrogen atoms and one oxygen atom, so we call it H20. Water is the name for the liquid, but H20 can also be found as a gas and a solid. When water is in its gas form, we call it steam. When it is solid, we call it ice.

Water is something we see every day. Liquid water is easy to spot. It fills your water bottle, flows from your sink, and sprays out of your hose. It also creates the world's oceans, rivers, lakes, streams, and ponds. On a spring day, you may see it falling from the sky as rain or resting on the ground as a puddle. Steam (or water vapor) is a bit harder to find. You will see it rising from a boiling pot of water and also powering an old-fashioned steam engine. Ice (or solid water) is most abundant in the winter. It covers ponds, creates slippery spots on the sidewalk, and even falls from the sky as sleet, hail, and snow. But winter's not the only time for ice. In fact, on a hot summer's day, you may find ice floating in your lemonade.

Water is continuously flowing through the water cycle. It falls from the sky as precipitation to land in bodies of water. From there, it evaporates into the air and condenses to form clouds before falling back to the earth as precipitation again.

Watch for water as you go through your day. You're sure to spot it many times!

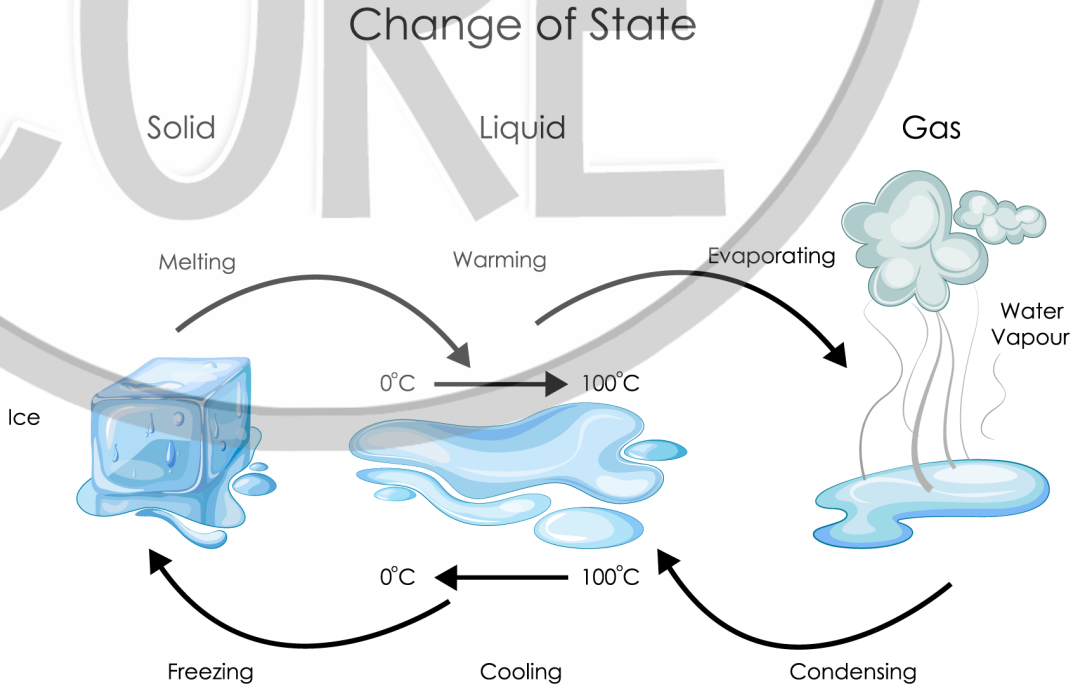

©Julie Bachose, 2018

Comprehend Scientific Text

Answer the following questions. Underline the text evidence in the color indicated.

1. How much of the earth is covered in water?

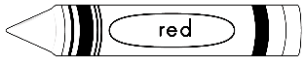

a. 70%
b. 50%
c. 30%
d. 10%

2. What are water molecules made up of?

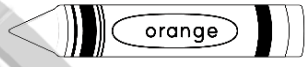

a. solids, liquids, and gasses
b. twenty hydrogen atoms
c. two hydrogen atoms and one oxygen atom
d. one hydrogen atom and two oxygen atoms

3. According to the article, how do we see water in its liquid state? (Choose all that apply.)

a. rain
b. snow
c. the ocean
d. from our faucets

4. According to the article, how do we see water in its gaseous state?



a. hail
b. sleet
c. snow
d. steam from boiling water

©Sybil Books, 2018

5. Which of the following is water as a gas?

blue

a. ice
b. rain
c. puddle
d. water vapor

6. Explain how the diagram is showing the changing states of water. Use details from the text to support your response.

purple

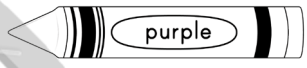

7. According to the article, how does water change from it's three states in the water cycle? Use at least three details from the text to support your answer.

pink

©Julie Bochese, 2018

790L Comprehend Historical Text Name: _____ Date: _____

Harriet Tubman

Harriet Tubman was born in 1822 in Maryland. She was born into slavery. When Harriet was just five years old, her job was to take care of her owner's baby. If the baby cried, she was whipped. When Harriet got older, she worked in the fields.

In 1849 Harriet escaped slavery and fled 90 miles to Philadelphia, Pennsylvania. After she escaped, Harriet returned to Maryland to rescue her family. After saving her family, she continued to help other slaves. She made about thirteen trips to rescue around 70 slaves and took them as far North as Canada. Harriet traveled at night to avoid being caught. Slave owners were furious about this, so they offered rewards for her capture. After she rescued slaves, Harriet helped them find work.

Harriet in 1880

Harriet with her family and other rescued slaves

During the US Civil War, Harriet worked for the Union Army. The Union Army fought for the northern and southern states to stay together. Northern states were free states, while southern states were slave states. Harriet worked for the Union Army as a cook and nurse and even guided an attack which freed more than 700 slaves.

After the Union won the Civil War, Harriet moved to New York where she took care of her parents. She also worked to give women equal rights to vote. Eventually, Harriet got very sick. She died in 1913.

Harriet continues to be remembered for her work during slavery and the Civil War. She was a courageous hero who risked her life numerous times to help others.

©Taylor Books, 2018

Comprehend Historical Text

Answer the following questions. Underline the text evidence in the color indicated.

1. Why is it important that Harriet Tubman was born in 1822?

red

a. Harriet was born in Maryland.
b. Slavery was prevalent in 1822.
c. Harriet was born after the Civil War.
d. Slavery was illegal shortly after her birth.

orange

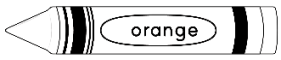

2. Which sentence best tells the main idea of this text?

a. Harriet Tubman escaped slavery.
b. Harriet Tubman saved many slaves.
c. Harriet Tubman helped the Union Army.
d. Harriet Tubman did many important things throughout her life.

3. What did Harriet do after she escaped?

yellow

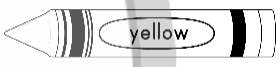

_____

_____

4. What did Harriet do during the Civil War? (Choose all that apply.)

green

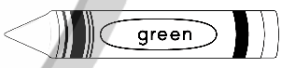

a. she guided an attack
b. she escaped slavery
c. she worked for the Union Army
d. she helped others escape slavery

5. What did Harriet do towards the end of her life?

blue

_____

_____

©Julie Bochese, 2018

6. Based on the text, how could you describe Harriet Tubman? (Choose all that apply).



a. brave
b. heroic
c. fearful
d. daring

7. Harriet had a difficult childhood living as a slave. How might her early experiences have shaped her into the hero she became? Use at at least two details from the text to support your answer.

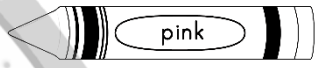

8. Harriet is best known for helping slaves escape; however, she had other accomplishments in her life. Summarize other notable accomplishments in Harriet's life. Use at least two examples from the text to support your answer.

©Giglio Books, 2018

880L Comprehend Technical Text Name: _____ Date: _____

What Happens When We Burp?

As you scarf down your lunch, a loud burp escapes from your mouth. Have you ever wondered what caused you to burp?

Burps are gas. When you consume food and beverages, you also swallow air. The air you swallow contains gasses such as nitrogen and oxygen. The food and air travels through a tube called your esophagus into your stomach. If you swallow too much gas, excess gas is pushed out of the stomach. The gas travels up through the esophagus, and back out of your mouth in the form of a noisy belch.

Drinking carbonated beverages like soda can cause you to burp because they have more gas. Carbonated beverages have carbon dioxide, which makes these drinks bubbly. Drinking and eating too quickly can also cause burping. Other things can also contribute to swallowing excess gas. Drinking through a straw, chewing gum, and eating certain foods are culprits in causing gas in your stomach.

The next time you are rushing to eat, remember to take your time. Eating and drinking too quickly can cause embarrassing and smelly burps!

©Julie Bachose, 2018

Comprehend Technical Text

Answer the following questions. Underline the text evidence in the color indicated.

1. What is a burp?

red

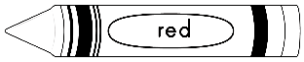

a. gas
b. food that escapes through your mouth
c. soda that travels to your stomach too fast
d. food that travels to your stomach too fast

2. What happens after you swallow air?

orange

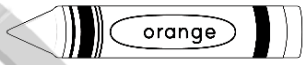

a. You swallow nitrogen and oxygen.
b. The air escapes out of your mouth.
c. The air travels through your esophagus.
d. The gas travels through your intestines.

3. What happens right before a burp escapes from your mouth?

yellow

a. You eat lunch.
b. You get a stomach ache.
c. The gas travels back up through your esophagus.
d. The gas stays in your stomach and mixes with food.

4. What causes a burp? (Choose all that apply.)

green

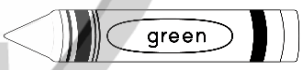

a. swallowing air
b. carbonated beverages
c. drinking through a straw
d. eating or drinking too quickly

©Julie Bochese, 2018

5. How can you prevent burps? (Choose all that apply.)

blue

a. cover your mouth
b. eat foods that cause gas
c. take your time while eating
d. don't drink through a straw

6. Explain why carbonated beverages can cause you to burp. Use at least two details from the text to support your answer.

purple

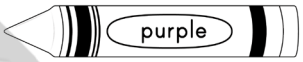

7. Summarize how swallowing excess air can cause you to burp. Use at least four details from the text to support your answer.

pink

©Julie Bochese, 2018

Terms of Use

How Can I Use This Resource?

Thank you for trusting MagiCore. Our mission is to create resources that support teachers and promote student success. Please note that this resource is licensed for use by a single teacher in a classroom setting. If you need to use this resource with more than one teacher and/or across multiple classrooms, additional licenses are available at a discount. You can purchase additional licenses by visiting your TPT "Purchases" page and then selecting "Download Additional Licenses" or by contacting me at julie@magicorelearning.com.

Good to Go

- Use this resource personally or with your own children.
- Use this resource in your own classroom with your students.
- Provide this resource to your students to use at your instruction.
- Print and/or copy for use in your own classroom.
- Provide printed pages to a substitute teacher with the sole purpose of instructing your students.
- Share with your students via a secure document portal or electronic learning platform that requires individual user verification and limits access to only the students in your own classroom (e.g. Google Classroom).
- Review this resource with others with the sole purpose of recommending it to others for purchase, provided you share one of the links below:

https://magicorelearning.com/

https://www.teacherspayteachers.com/Store/Magicore

Not O.K.

- Share with others to use personally.
- Share with others to use in another classroom.
- Print or copy any page(s) and distribute them to other teachers or other classrooms.
- Publish or host online in a manner where any of the material is accessible to anyone who is not a student in your own classroom., including but not limited to personal, classroom, or district websites that are accessible to the general public.
- Use this resource commercially (e.g. Outschool).
- Publish, sell, or otherwise distribute this product to anyone in manner inconsistent with these terms of use.

© Copyright 2018, 2022. All rights reserved. The unlicensed reproduction or distribution of this product is strictly prohibited. Permission is granted to the original purchaser or licensee to make copies to use with students and/or to assign to students digitally providing it is only available to students assigned directly to the purchaser. Placing this product in any manner that makes it accessible to the general public is strictly forbidden. Commercial use, including but not limited to online or in person classes, is prohibited. Contact julie@magicorelearning.com for commercial licensing information. Sharing without permission or hosting online in a public manner is a violation of the Digital Millennium Copyright Act (DMCA). These terms may be updated at any time. You can see the most up to date Terms of Use at https://magicorelearning.com/terms-of-use.

Let's Connect!

www.magicorelearning.com

https://www.teacherspayteachers.com/Store/Magicore

https://www.facebook.com/Magicorelearning/

https://www.instagram.com/magicorelearning

https://www.pinterest.com/magicorelearning/

julie@magicorelearning.com

Looking for more?



CREDITS

http://creeksideteachertales.blogspot.com

http://teacherspayteachers.com/store/digital-swirl-creations

etsy.com/shop/Prettygrafikdesign

www.amazingclassroom.com

https://commons.wikimedia.org/wiki/File:Planets2013.svg

https://upload.wikimedia.org/wikipedia/commons/thumb/a/af/All_Gizah_Pyramids.jpg/512px-All_Gizah_Pyramids.jpg

https://commons.wikimedia.org/wiki/File:20090529_Great_Wall_8185.jpg

https://commons.wikimedia.org/wiki/File:GreatWallofQinDynasty.png