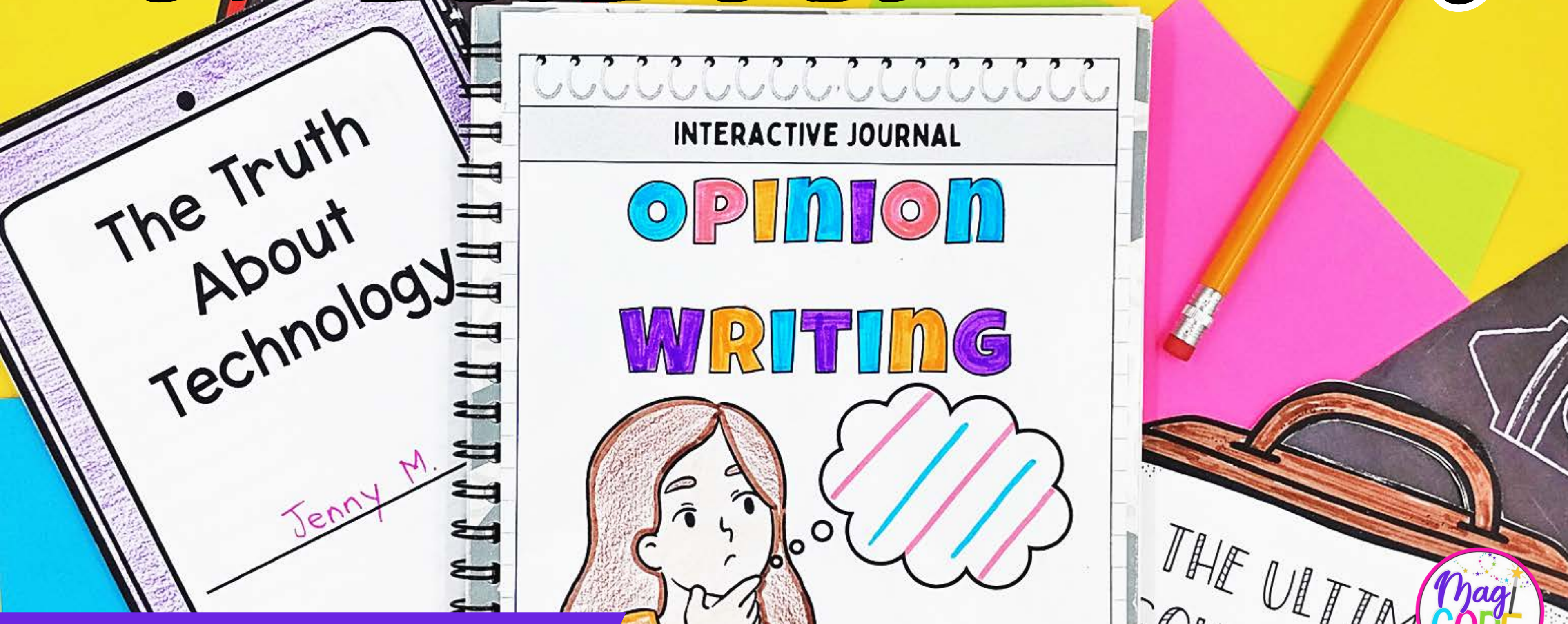


OPINION writing



4TH & 5TH GRADE

PRINT & DIGITAL

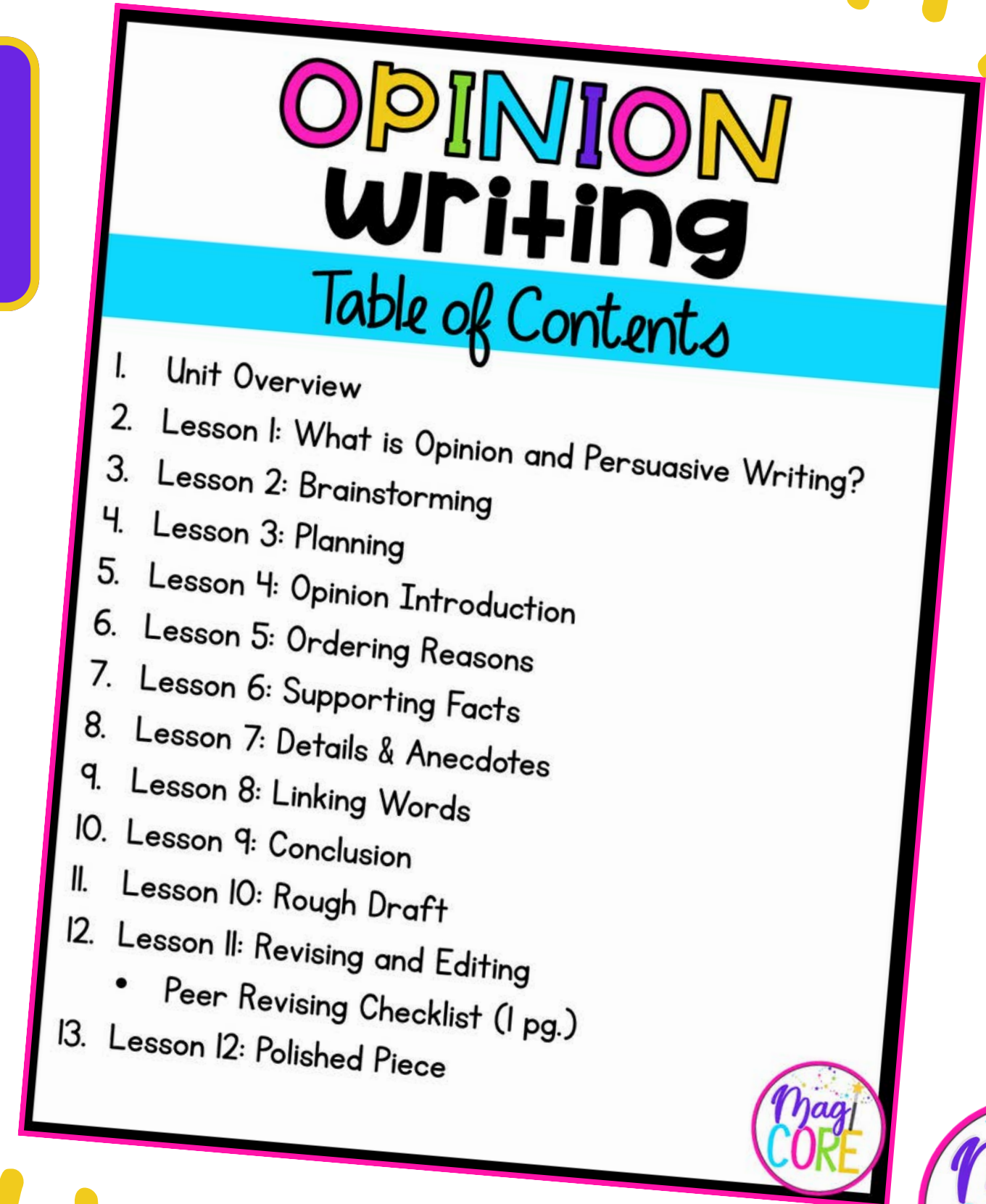


WHAT'S INSIDE?

12 Lessons to Cover an Entire Opinion Writing Unit.

Each Lesson Includes:


- Lesson Plan
- Introductory Page
- Anchor Charts
- Templates
- Graphic Organizers
- Rubric



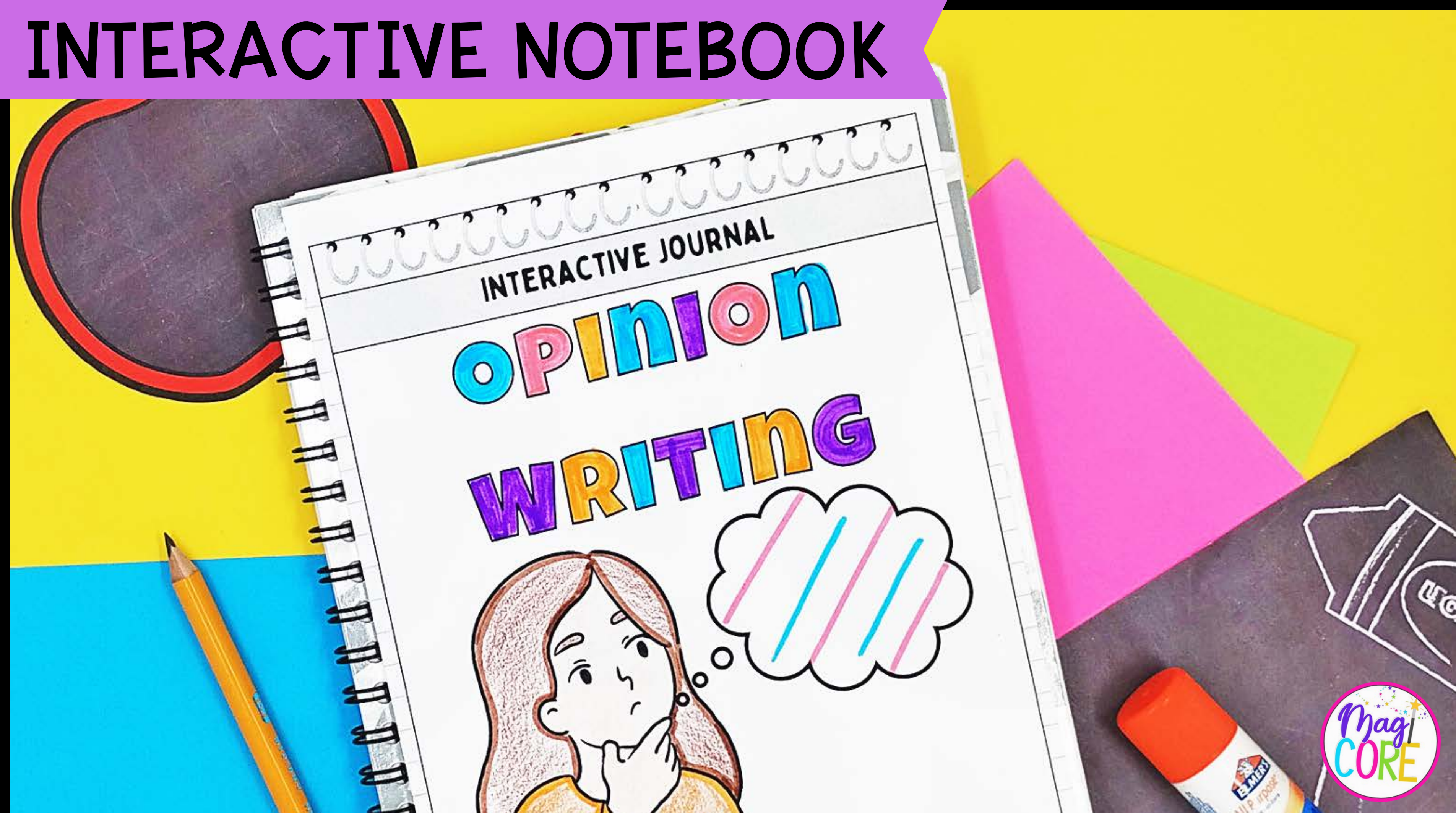
OPINION Writing

Table of Contents

1. Unit Overview
2. Lesson 1: What is Opinion and Persuasive Writing?
3. Lesson 2: Brainstorming
4. Lesson 3: Planning
5. Lesson 4: Opinion Introduction
6. Lesson 5: Ordering Reasons
7. Lesson 6: Supporting Facts
8. Lesson 7: Details & Anecdotes
9. Lesson 8: Linking Words
10. Lesson 9: Conclusion
11. Lesson 10: Rough Draft
12. Lesson 11: Revising and Editing
 - Peer Revising Checklist (1 pg.)
13. Lesson 12: Polished Piece



INTERACTIVE NOTEBOOK



ANCHOR CHARTS FOR EACH UNIT

Lesson #5 ORDERING REASONS

When you are writing your opinion, it is important to logically group and order your reasons to help support your writing. Consider the following:

- 1 Group all of the supporting information for each reason into one paragraph - each paragraph should only discuss one reason for your opinion or two very similar reasons.
- 2 Choose an order for your reasons that enhances your writing and helps the reader make sense of what you are trying to say.
- 3 Use linking words in your reason paragraphs to help the flow and logic of your opinion!

WAYS TO ORDER YOUR REASONS:

- From least to most important
- From most to least important
- In chronological order
- In order of amount of support for reason



ORDERING REASONS

Recess is a crucial part of our school day, and it should be longer. Firstly, recess allows us to get physical exercise. After sitting for hours, running and playing helps us stay healthy and fit. Next, recess is important because it gives us a break from classroom work. This break refreshes our minds, making it easier to focus and learn when we return to class. Additionally, recess helps us develop social skills. It's a time when we can talk, play, and solve problems with our friends. Lastly, having a longer recess can reduce stress and make us happier. When we're less stressed, we do better in school.

THE AUTHOR CHOSE THIS ORDER BECAUSE:

The reasons in the opinion piece are ordered from the most concrete and immediate benefits to the more abstract and long-term advantages.



BRAINSTORMING TO PUBLISHING

Take Students Through the Entire Writing Process

Lesson #2 **BRAINSTORMING**

Writers brainstorm ideas.
Brainstorming helps you think freely to come up with interesting and innovative topics you care about.

My Opinions

Lesson #2 **BRAINSTORMING**

- Tells a reader how the author thinks, feels, and experiences a topic
- Author gives logically grouped and ordered reasons for their opinion
- Author convinces reader of their opinion using facts and supporting details

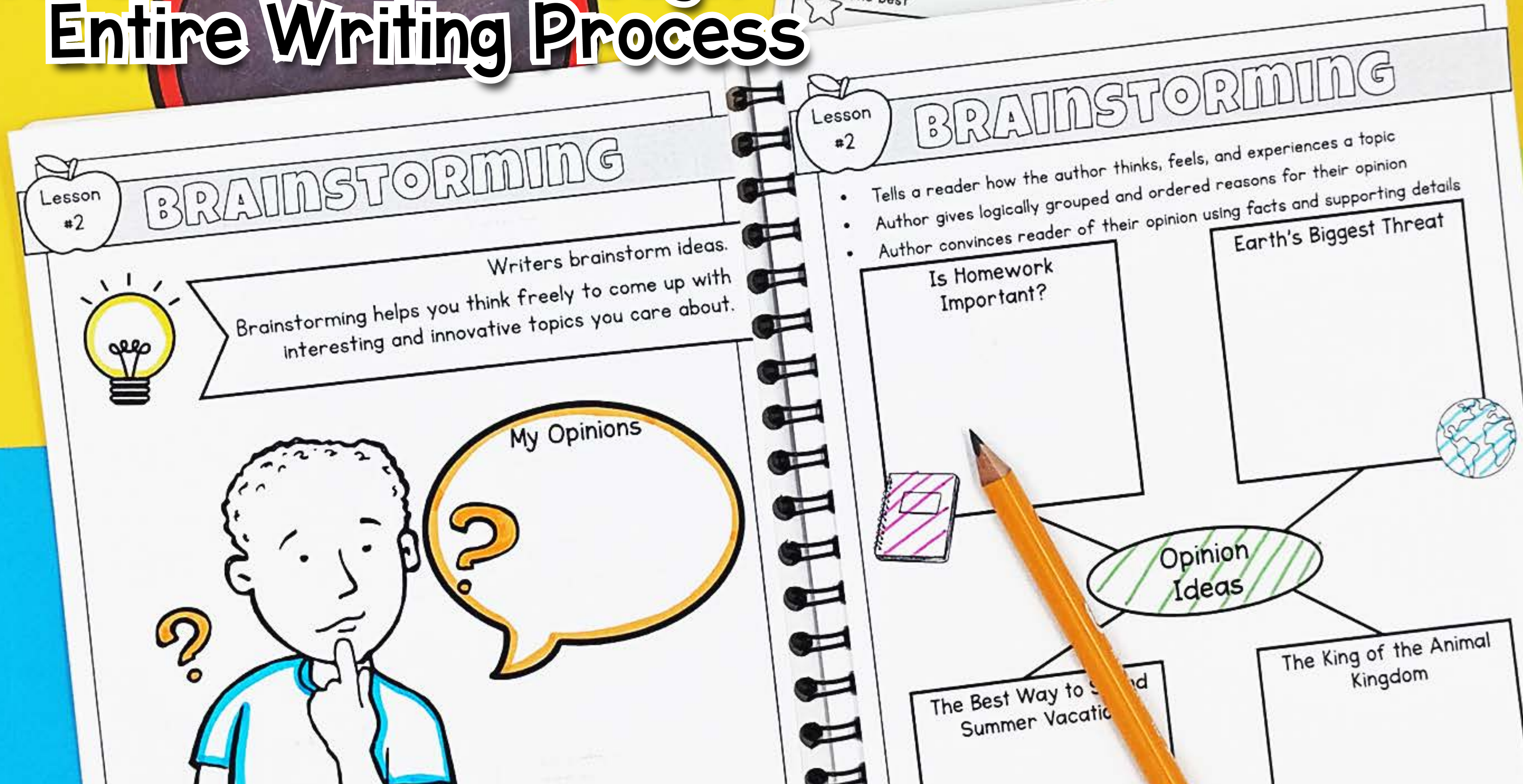
Is Homework Important?

Earth's Biggest Threat

Opinion Ideas

The Best Way to Spend Summer Vacation

The King of the Animal Kingdom



SCAFOLDED ORGANIZERS

Lesson #3

PLANNING

Once writers select a purpose and a topic, they plan their writing. Planning helps writers organize their ideas into a structure so they are able to communicate with the reader.

THINK ORDER
Your opinion is the cookie.
You state it at the beginning, and restate it again at the end.
Your supporting reasons, details, and examples are the filling.

Opinion Text Graphic Organizer
Use the ORDER Method

- O pinion
- R easons
- D etails
- E xample
- R estate Opinion



Lesson #3

ORDER GRAPHIC ORGANIZER

OPINION

1 REASON

DETAILS

EXAMPLE #1

2 REASON

DETAILS

EXAMPLE

3 REASON

DETAIL

EX


RESTATE OPINION

PLANNING RUBRIC

Name: _____

Date: _____

✓ +	✓	✓ -
I outlined three to four strong reasons to convince my reader.	I outlined two strong reasons to convince my reader.	I outlined one strong reason to convince my reader.
I outlined three to four clear examples that prove or support each reason.	I outlined two clear examples that prove each reason.	I outlined one clear example that proves each reason.
I sequenced all of my reasons logically.	I sequenced some of my reasons logically.	



STRATEGIES WITH SAMPLE ANSWERS

Lesson #4

OPINION HOOKS

- An introduction tells the reader what the author's opinion is.
- An author should engage the reader in their introduction by writing a HOOK

STRATEGY	EXAMPLE	NON EXAMPLE
Ask a Question ???	Are you looking for a best friend and a companion who will always	Do you want to have a dog for a pet?

description Using

Lesson #4

OPINION INTRODUCTION

Write your introduction using a hook.


Hook Strategy: ???

Hook: _____

Tell Your Topic: _____

OPINION INTRODUCTION STARTERS

- In my opinion...
- I prefer...
- I think...
- I feel...
- I know...
- I believe...
- The best thing about...
- The greatest part about...
- The worst part about...



Make Teaching a Breeze!

TEMPLATES



SUPPORTING FACTS

The strongest way to defend your opinion is to support your reasons with facts - pieces of information about a topic that are true based on



FINDING RELIABLE SOURCES

Reliable sources are important because they give us information that is accurate and trustworthy.

Criteria	Reliable Sources
Authorship	Written by experts with a clear authorship.
Publication	Published by reputable academic institution or publishers.
Evidence	Contains citable evidence that is verifiable.
Bias	Presents information without bias, aims to persuade.
Date	Current date.
Purpose	Intended to inform.
Review Process	Undergoes a review process.
Language	Clear and concise.
Details	Provides specific details.

Unreliable Sources

Anonymous authors, or



SUPPORTING FACTS NOTE TAKING

Opinion/Reason: _____

Fact: _____

Source (Where did you find it?): _____

Why is this source reliable? (Use the Reliable Source Chart to provide evidence)

Opinion/Reason: _____

Fact: _____



REASON PARAGRAPHS

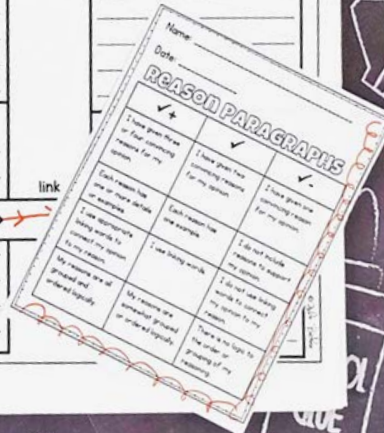
*Authors of opinion text need to include reasons for their opinion. Use a linking word to connect your opinion with your reason.

Reasons	link	Details, Facts, Examples
	link	
	link	
	link	
	link	

REASON PARAGRAPHS

*Authors of opinion text need to include reasons for their opinion. Use a linking word to connect your opinion with your reason.

Reasons	link	Details, Facts, Examples
	link	
	link	
	link	
	link	



DRAFTING TEMPLATES

DRAFTING

INTRODUCTION

REASON 2

- ✓ State your reason.
- ✓ Use a linking word.

Picture

REASON 3

- ✓ State your reason.
- ✓ Use a linking word.

CONCLUSION

- ✓ Restate your opinion
- ✓ Wrap everything up

RUBRIC

Element	Evidence from Writing
I can write an Introduction that <ul style="list-style-type: none">▪ Tells my opinion▪ Engages the reader	
I have three clear reasons to support my opinion.	



MINI RUBRICS FOR LESSONS

PEER REVIEW FEEDBACK

Type of Feedback	Example of Good Feedback	Non-Example of Poor Feedback
Specific and Constructive	"I really liked your text's opening sentence! It made me want to read more. Maybe you could add another reason that supports your opinion."	"Your writing is nice."
Positive and Encouraging	"I really admire the way you expressed your ideas passionately. Your introduction was engaging, and your reasons were well thought out. It's clear that you put a lot of effort into researching your topic."	"I loved reading your opinion text! You did a great job, and everything about it was perfect. There's nothing you need to improve."
Question-Driven	"I liked your ideas! Can you tell me more about what games you think are best for recess? Also, why do you think these games are so much fun? If you write about that, it might help everyone understand your opinion better."	"Your story about recess was cool. Do you like playing at recess?"
	"To strengthen your argument, you might consider adding a paragraph about the types of healthy foods you think should be included in the school cafeteria. This could give your readers a better understanding of your argument."	"I think it's just fine as it is and doesn't need any changes."

Peer Reviser Name: _____

Date: _____

In your opinion writing, you included:

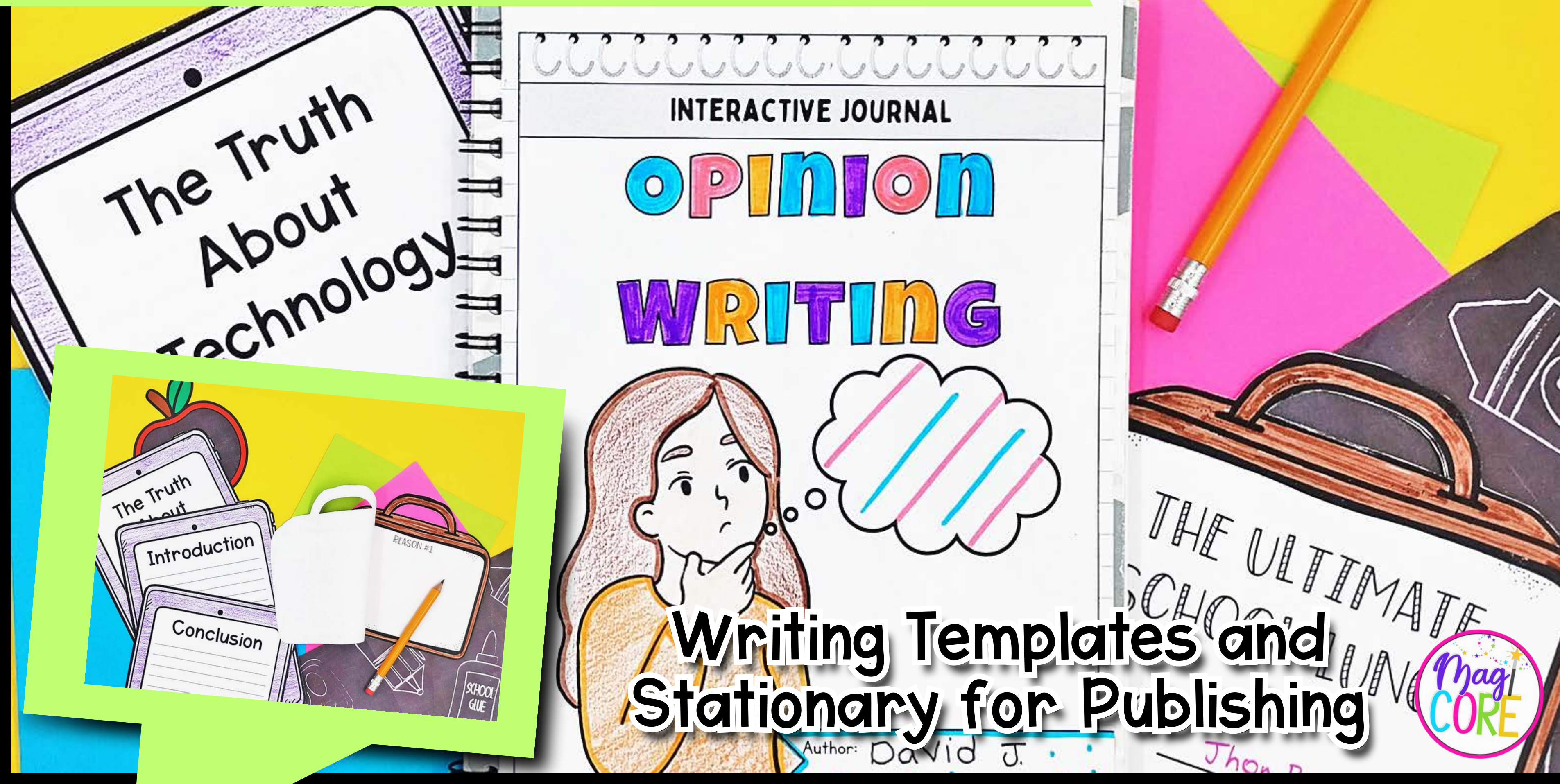
- ☐ Introduction that states your opinion
- ☐ Introduction that engaged the reader
- ☐ 3 clear reasons

Linking words that connect your opinion
your reason

Conclusion that restated the topic

Conclusion that left the reader thinking

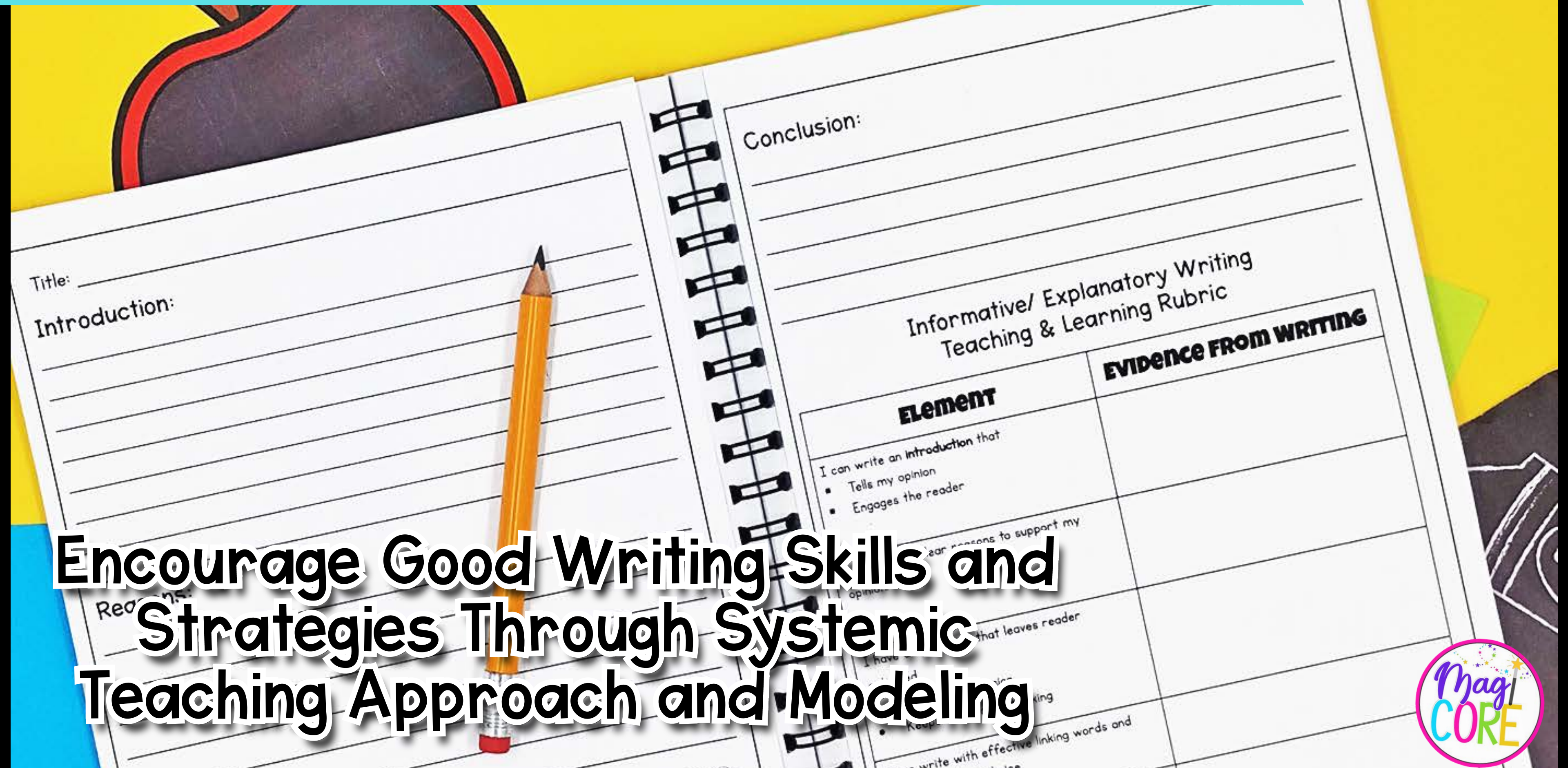
TEMPLATES & STATIONARY



**Writing Templates and
Stationary for Publishing**



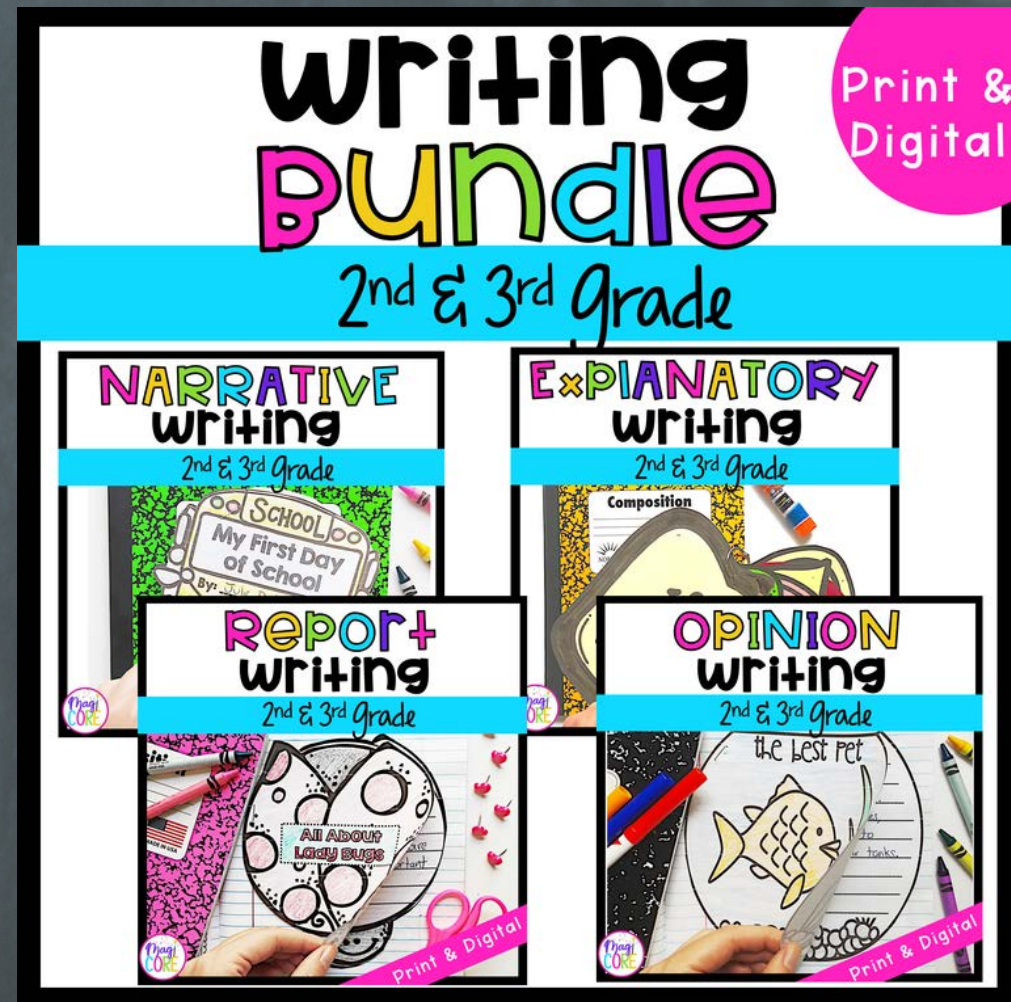
SYSTEMIC TEACHING APPROACH



Encourage Good Writing Skills and Strategies Through Systemic Teaching Approach and Modeling



UPGRADE THEIR SKILLS!



Love this unit, but
need something
more?
TRY THE BUNDLE!

