

Seasonal/Holiday

HANUKKAH JERUSALEM



VIRTUAL field trip

TRAVEL SCRAPBOOK!

Click on each category to experience Hanukkah. Collect the stickers as you move through the trip. Cut the stickers when you find them (Ctrl + C) and paste them in your scrapbook (Ctrl + V).

MENORAH

DREIDEL


CELEBRATING

TREATS



TRIP TO JERUSALEM

Travel to Jerusalem to
collect stickers for
important symbols related to
Hanukkah.



DREIDEL

Dreidel in Yiddish means "spinning top." The four-sided pointed top is usually made from wood or plastic. It is used to play with during Hanukkah. Each side has a letter that has special significance to the Hebrew religion.

You also need something to "bet" to play the game. Traditionally, gelt (gold coins) were used as a wager. However, it has become custom to use chocolate coins or other small tokens, such as raisins, small toys, etc.



Nun = nothing
Shin = put in
Hey = half
Gimmel = everything

Directions: Watch the video to learn about how to play Dreidel.



What do you need to play a game of Dreidel?

How do you win a game of Dreidel?

INTERACTIVE STORY

Watch read alouds, read passages, and complete interactive questions and activities to show what you learn along the way.

ENGAGING & EDUCATIONAL MEDIA

Videos incorporate social studies and reading skills. Includes standards-based interactive activities.

LET'S COOK!

Directions: Watch the video to learn how to make latkes.

What ingredients do you need to make latkes?

What toppings go well with latkes?

Place the recipe steps in the correct order.

Peel and grate the potatoes.

Mix the potatoes with onion, flour, and e


3 4 5 6

The app interface is displayed on a tablet against a blue background with decorative star cutouts. A hand is shown interacting with the app, pointing at the second recipe step. The interface includes a video player showing latkes, a 'To Scrapbook' button, a directions section, a video of latkes, a question-and-answer section, and a drag-and-drop activity for ordering recipe steps.

INTEGRATES READING

Short reading passages and
comprehension questions.



 **MENORAH**

Directions: Watch the video to learn about the significance of the Menorah.

There are a number of traditions and rituals surrounding the celebration of Hanukkah (also spelled Chanukah). Many families exchange gifts each night of the celebration.

The menorah is a special candelabrum (a candle holder with multiple arms). It has nine candles. Each day of the celebration a candle is lit. The ninth candle is called a shamash, which means "helper". This candle is in the middle and set higher from the other eight candles. It is used to light the other candles. There are Jewish songs and hymns that are special for Hanukkah. One of them is "Maoz Tzur". Traditionally, this is sung each night after the lighting of the menorah candles.

The menorah is often displayed in major cities throughout the world and publicly lighted. Two big menorahs are in New York City, each is 32 feet tall.

What do the candles on the menorah symbolize?

SOCIAL STUDIES

Explore new places, learn about diverse cultures, all while meeting social studies standards!

A DAY IN THE LIFE OF MIRIAM


Directions: Listen to Miriam as she describes a day in her life celebrating Hanukkah.

Who does Miriam celebrate Hanukkah with?

How does Miriam help out during the Hanukkah celebrations?

How does Miriam feel about Hanukkah and why do you think so?

To Scrapbook





Suggested Uses

- Assign in Google Classroom or SeeSaw
- Whole Class Activity
- Small groups or center
- Early Finisher
- Incentive or Fun Friday

Google Slides and SeeSaw



Looking for More?

Save with our Social Studies Bundle!

Visit Salem, MA,
The Titanic,
Washington, DC,
...and more!



Click the picture
to preview!