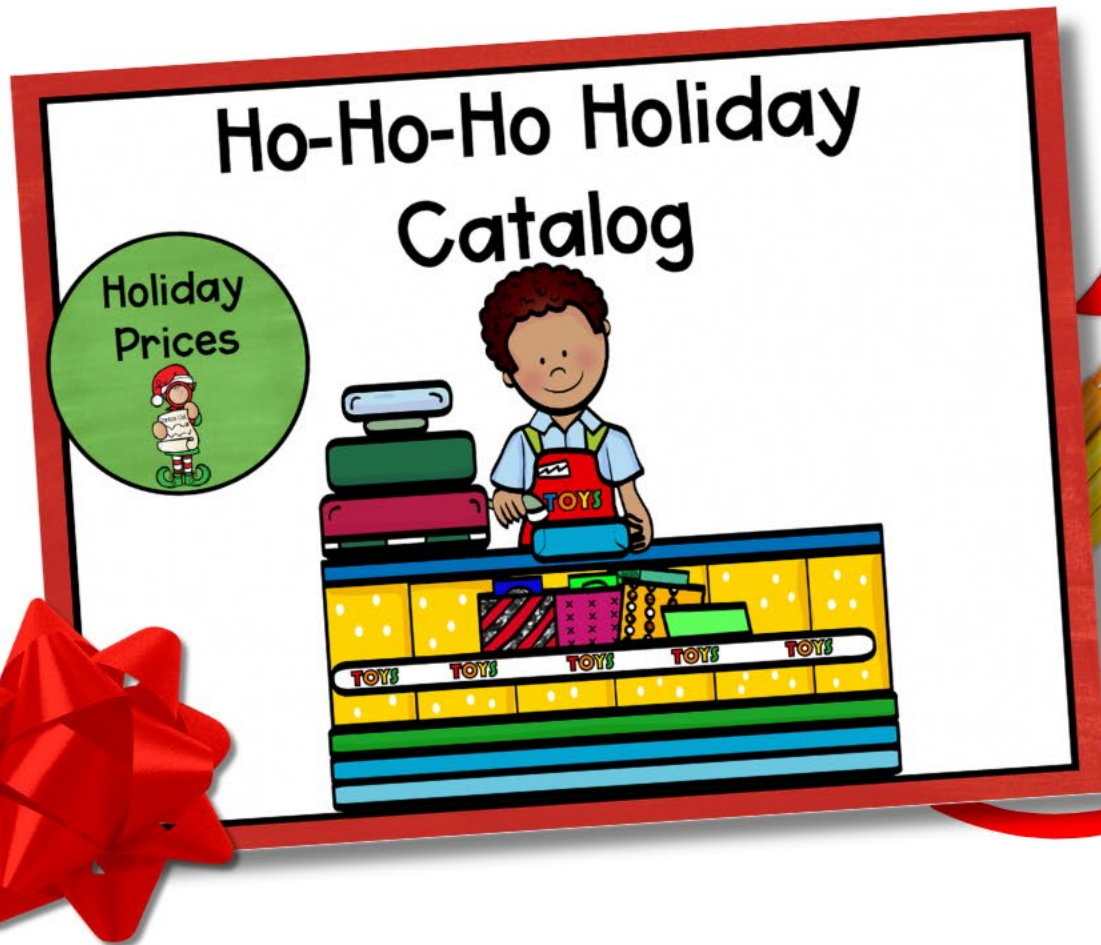


THREE VERSIONS

2nd & 3rd – No decimals

4th & 5th – Simple decimals with \$0.25, \$0.50

5th & Challenge – Decimals to the \$0.01



REAL LIFE SKILLS

- Budgeting
- Adding & subtracting money
- Writing checks
- Balancing a checkbook



Name: _____ Date: _____

Shop 'Till You Drop Tracking Sheet

You have \$250 total to spend. Plan out your budget for each person you will be shopping for. Be sure your budget doesn't go over! Once you budget your money, start browsing the catalog and shopping for your friends and family. Record your purchases below.

Person: _____
Budget: _____

Item	Price	Total \$ Spent

Name: _____ Date: _____

Shop 'Till You Drop

In this unit, you will celebrate the season of giving by doing holiday shopping for five people that are family or friends. Your budget for gifts is \$250.

Browse the Ho-Ho-Ho Holiday Catalog to plan out the gifts you will purchase for each person.

Family and Friends I Will Shop For (Pick at least 5):

1 4

2 5

3 6

Name: _____ Date: _____

Shop 'Till You Drop Totals

Add up your totals for each person you shopped for.

Person	Amount Spent
1	
2	
3	
4	
5	
6	

Name: _____ Date: _____

Challenge #2

Track your transactions as you shopped. Keep a running tally of your balance.

Bank Ledger: Track Your Purchases

CHECKS AND DEPOSITS					BALANCE
NUMBER	DATE	WRITTEN TO/RECEIVED FROM	CHECK AMOUNT	DEPOSIT AMOUNT	
			\$	\$	\$

Mrs. G. M. Glue
1612 Sparkle Avenue
Glitterville, NJ 90210

Date: _____

Pay to the order of _____ \$ _____ Dollars

Bank of Glitter
America's Most Sparkly Bank

Memo: _____

1296478655221 5697412129" 1112

Mrs. G. M. Glue
1612 Sparkle Avenue
Glitterville, NJ 90210

Date: _____

Pay to the order of _____ \$ _____ Dollars

Bank of Glitter
America's Most Sparkly Bank

Memo: _____

1296478655221 5697412129" 1112

Mrs. G. M. Glue
1612 Sparkle Avenue
Glitterville, NJ 90210

Date: _____

Pay to the order of _____ \$ _____ Dollars

Bank of Glitter
America's Most Sparkly Bank

Memo: _____

1296478655221 5697412129" 1112


How much did you spend in all? Write an equation to show your work.

Did you stay on budget?

Did you have any left-over money?

If you have left-over money, what will you do with it?

FUN CRAFT TO HOLD PROJECTS



Create Your Own Shopping Bag

Optional: If you want to add a fun spin on this activity, have students make and decorate their own shopping bag to store their work.

Materials:

- Craft paper or butcher paper (preferably in a large size, e.g., 18x24 inches)
- Scissors
- Glue or tape
- Hole punch
- Markers, colored pencils, or crayons
- Ribbon or yarn
- Stickers (optional)

Preparation:

1. Pre-cut the craft paper into large rectangles, depending on the desired size of the shopping bag. For example, for a medium-sized bag, an 18x24 inch rectangle works well.
2. Set up a station with all the necessary materials: craft paper, scissors, glue, hole punch, markers, ribbon/yarn, and stickers.
3. Explain to the students that they'll be creating their own shopping bags for the PBL project. Show them a sample, if available, to give them an idea of what they'll be making.

Step-by-Step Directions:

1. Provide each student with a pre-cut rectangle of craft paper. Fold the paper in half horizontally. Ask them to fold the paper in half vertically. Ask students to fold the two shorter edges of the paper toward the center. Ask students to fold the two shorter edges of the paper toward the center (the open edge) with glue or tape to create the main body of the bag. Allow a few minutes for the glue to dry if using glue.



Create Your Own Shopping Bag

body of the bag is formed, direct two holes on the open end of each corner. Make sure the holes are not too close to the edge to

with a piece of ribbon or yarn, one end of the ribbon/yarn on the outside to the inside side. Repeat for the other side and the other hole.

on the other side of the handle.

personalize their bags with markers, colored pencils, or

also use stickers to

in a classroom where they are not in use. Encourage students to use their materials, worksheets,



FOUR CHALLENGES

Give students choice on how to extend learning.

Challenge #1

Name: _____ Date: _____

How much money did you spend in each department?

Item	Price
Toys	
Sports	

Total Cost: _____
Show with Money: _____

Challenge #2

Name: _____ Date: _____

Write a check for the total you spend at each department store.

Mrs. G. M. Glue
1612 Sparkle Avenue
Glitterville, NJ 90210

Pay to the order of _____

Bank of Glitter
America's Most Sparkly Bank

Memo: _____

⑆964786552⑆ 5697412129⑈

Mrs. G. M. Glue
1612 Sparkle Avenue
Glitterville, NJ 90210

Pay to the order of _____

Bank of Glitter
America's Most Sparkly Bank

Memo: _____

⑆964786552⑆ 5697412129⑈ 111

Mrs. G. M. Glue
1612 Sparkle Avenue
Glitterville, NJ 90210

Pay to the order of _____

Bank of Glitter
America's Most Sparkly Bank

Memo: _____

⑆964786552⑆ 5697412129⑈ 1112

Challenge #2

Name: _____ Date: _____

Track your transactions as you shopped. Keep a running tally of your balance.

Bank Ledger: Track Your Purchases

CHECKS AND DEPOSITS					BALANCE
NUMBER	DATE	WRITTEN TO/RECEIVED FROM	CHECK AMOUNT	DEPOSIT AMOUNT	\$
			\$	\$	

Challenge #3

Name: _____ Date: _____

_____ is having a 10% off sale for today only. Go back through your toy account each price by 10%.

Item	Price	With 10% discount

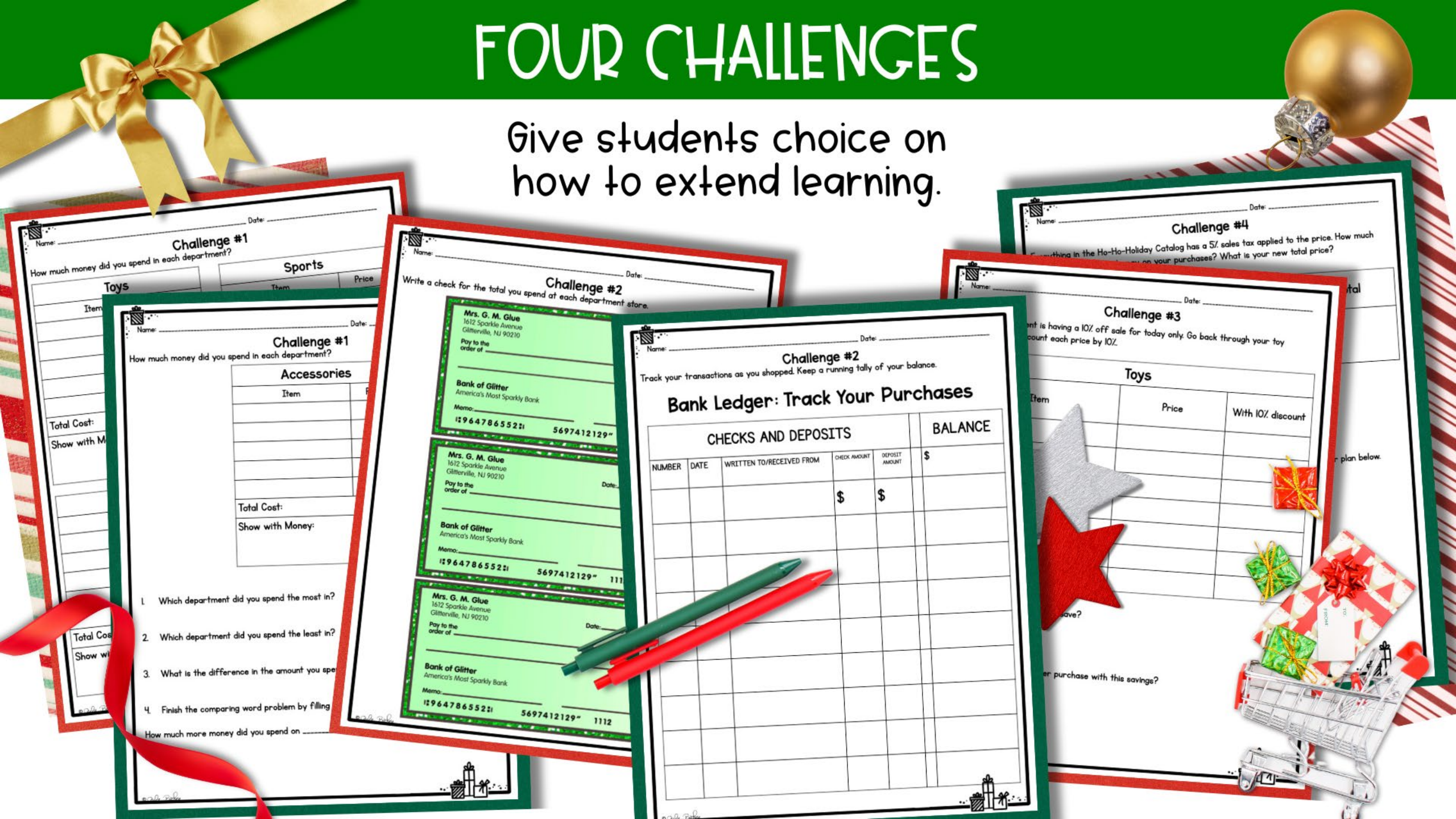
How much more money did you save? _____

What purchase with this savings? _____

Challenge #4

Name: _____ Date: _____

Everything in the Ho-Ho-Holiday Catalog has a 5% sales tax applied to the price. How much _____ on your purchases? What is your new total price? _____



ADDITIONAL PRACTICE WORD PROBLEMS

CHEER



Name: _____ Date: _____

Word Problems Extra Practice Level 1

Practice your problem-solving skills by answering the following word problem work.

1. Anisha's mom gave her \$200 to buy gifts for the family. Her dad also gave her \$150. How much money does Anisha have to spend on gifts in total?
2. Anisha goes to the toy store and buys a board game for her little brother. The board game costs \$35. How much money does Anisha have left to spend?
3. At the bookstore, Anisha wants to buy a book for her grandma for \$18 and a puzzle for her grandpa for \$22. How much will Anisha spend in total at the bookstore?
4. Before making the purchase at the bookstore, Anisha wants to check if she will have at least \$50 left for other gifts. Will she have enough money left? How much will she have left?
5. Anisha goes to the electronics store and buys headphones for her dad for \$45. Then she goes to the candy store and buys chocolates for her mom for \$15. How much has Anisha spent on gifts so far?

Name: _____ Date: _____

Word Problems Extra Practice Level 1

Practice your problem-solving skills by answering the following word problems. Show your work.

1. Anisha's mom gave her \$200 to buy gifts for the family. Her dad also gave her \$150. How much money does Anisha have to spend on gifts in total?
2. Anisha goes to the toy store and buys a board game for her little brother. The board game costs \$35. How much money does Anisha have left to spend?
3. At the bookstore, Anisha wants to buy a book for her grandma for \$18 and a puzzle for her grandpa for \$22. How much will Anisha spend in total at the bookstore?
4. Before making the purchase at the bookstore, Anisha wants to check if she will have at least \$50 left for other gifts. Will she have enough money left? How much will she have left?
5. Anisha goes to the electronics store and buys headphones for her dad for \$45. Then she goes to the candy store and buys chocolates for her mom for \$15. How much has Anisha spent on gifts so far?

Name: _____ Date: _____

Word Problems Extra Practice Level 2

Practice your problem-solving skills by answering the following word problems. Show your work.

1. Jamal's mom gives him \$50.50 for holiday shopping, and his dad gives him \$25.25. How much money does Jamal have in total?
2. Jamal buys a model airplane for his cousin. The airplane costs \$12.75. How much money does Jamal have left?
3. Jamal wants to buy cookies for \$5.50 and a candy cane for \$1.25. How much will he spend on snacks?
4. Before buying the snacks, Jamal wants to make sure he has at least \$20.00 left for other gifts. Will he have enough money left? How much will he have left?
5. Jamal then buys a gift card for his teacher for \$15.25 and a scarf for his mom for \$9.50. How much has Jamal spent in total on gifts and snacks so far?

Name: _____ Date: _____

Word Problems Extra Practice Level 3

Practice your problem-solving skills by answering the following word problems. Show your work.

1. Sophia's aunt gives her \$300.75, and her uncle gives her \$250.25. How much does Sophia have in total for holiday shopping?
2. Sophia buys a game console for her family. The game console costs \$199.99. How much money does she have left?
3. Sophia buys a novel for \$10.99, a cookbook for \$25.50, and a planner for \$12.75. How much has she spent at the bookstore?
4. After her purchase at the bookstore, Sophia wants to make sure she has at least \$50 left. Will she have enough? How much will she have left?
5. Sophia decides to buy a smartphone for her dad costing \$375.50 and a pair of earbuds for her mom for \$79.25. How much has she spent in total so far?

