

THANKSGIVING DAY PARADE

Seasonal/
Holiday

TRUSTED
BY OVER
8,000
TEACHERS
★★★★★

Parade History

Watch the video to learn more about the history of the Macy's Thanksgiving Day Parade. Complete the timeline using details from the video.



| | | |
|--------|--------|-----------------------------------|
| 1968 | 1942 | 1948 |
| Parade | Parade | Parade First Broadcast Television |

VIRTUAL Fieldtrip





SOCIAL STUDIES FOCUS

Develop a deeper understanding of the world by learning the story and tradition of the Thanksgiving Day Parade.

Let's Watch! Watch the short biography video. Sort where the information about Tony Sarg can be found: the story, the video, or both.

| | | |
|---|--|--|
| <p>THE GIFTS OF TONY SARG</p> <p>AMERICAN ORIGINATOR OF DIGITAL STORY</p> | <p>Book: Balloons Over Broadway</p> | <p>Tony Sarg invented a way to feed chickens without leaving his room.</p> |
| | <p>Video: Tony Sarg Biography</p> | <p>Tony Sarg played a prank by placing a monster balloon in the water.</p> |
| | <p>Both: Book & Video</p> | <p>Macy's asked Sarg to make balloons for their Thanksgiving parade.</p> <p>Tony Sarg was a puppeteer.</p> |

Balloons Over Broadway

Listen to the story written by Melissa Sweet.



1. What is a marionette?

2. Why did Macy's need to replace the zoo animals?

3. How did Tony get his balloons to move?

4. What character trait best describes Tony? What details from the story support your thinking?

INTEGRATES READING

Read alouds and nonfiction
texts about this beloved
tradition.

STEAM:

Learn about the science,
technology, engineering, art,
and math that goes into
planning the Thanksgiving Day
Parade!

Parade Studio: Part 2

Watch the video to see a 360° view of the Production Room.

Explain how the engineers of the Macy's Thanksgiving Day Parade adapt their design to transport their creations.

MACY'S
PARADE STUDIO
Production Room
PART 2



ENGAGING & EDUCATIONAL MEDIA

Engages students, motivates interest, & it aids learning, collaboration and communication.



CRITICAL THINKING SKILLS

Students dive deep into this engaging topic and learn to draw conclusions and make judgements.



Let's Vote! Cast your vote for the best balloon or float in the parade lineup. Analyze the details of your pick and use the space below to write about your decision.






Name of the parade element:

Type of parade element:

What makes this parade element unique?

If you could change one thing about this parade element, what would it be? Why?

Choose one of the stickers to build your parade.



Suggested Uses

- Assign in Google Classroom or SeeSaw
- Whole Class Activity
- Small groups or center
- Early Finisher
- Incentive or Fun Friday

Google Slides and SeeSaw



Looking for More?

Save with our Social Studies Bundle!

Visit Salem, MA,
The Titanic,
Washington, DC,
...and more!



Click the picture
to preview!