MULTIPLYING BY MULTIPLES OF 10

3rd Grade

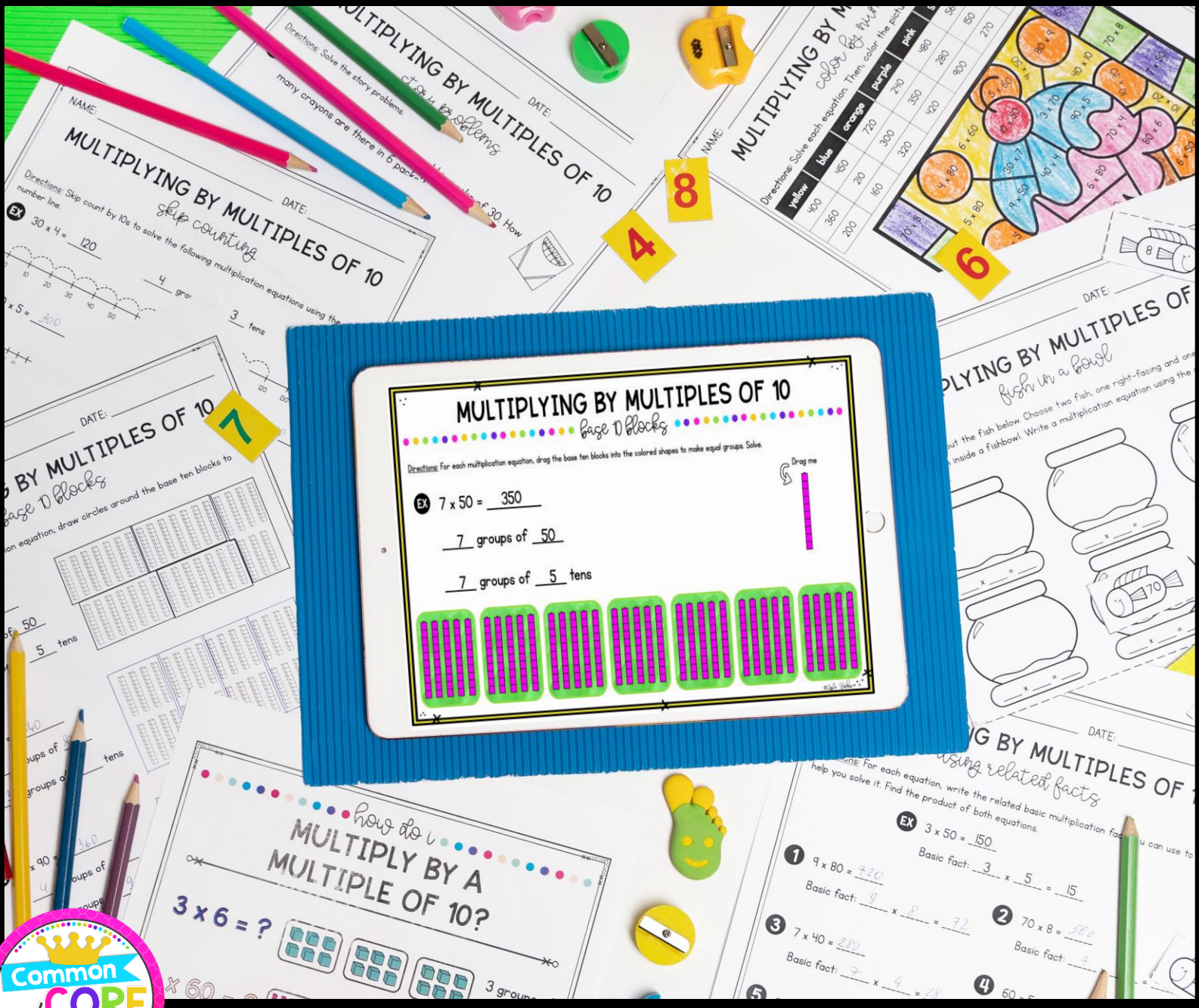

Printable & Google Slides

MULTIPLYING BY MULTIPLES OF 10

3rd grade

Table of Contents

1. Anchor Chart (1 page)
2. Using the Associative Property (2 pages)
3. Using Related Facts (2 pages)
4. Skip Counting (4 pages)
5. Using Base 10 Blocks (4 pages)
6. Equal Groups (4 pages)
7. Story Problems (4 pages)
8. Review Games and Activities (8 pages)
9. Test Review (4 pages)
10. Test (4 pages)

Thank you for purchasing this Common Core Kingdom digital resource!

The Google Slides version of this resource requires that you make a copy of the resource to your own Google Drive.

* You MUST have a Google account in order to access this resource. Click HERE if you need help setting up a Google account.

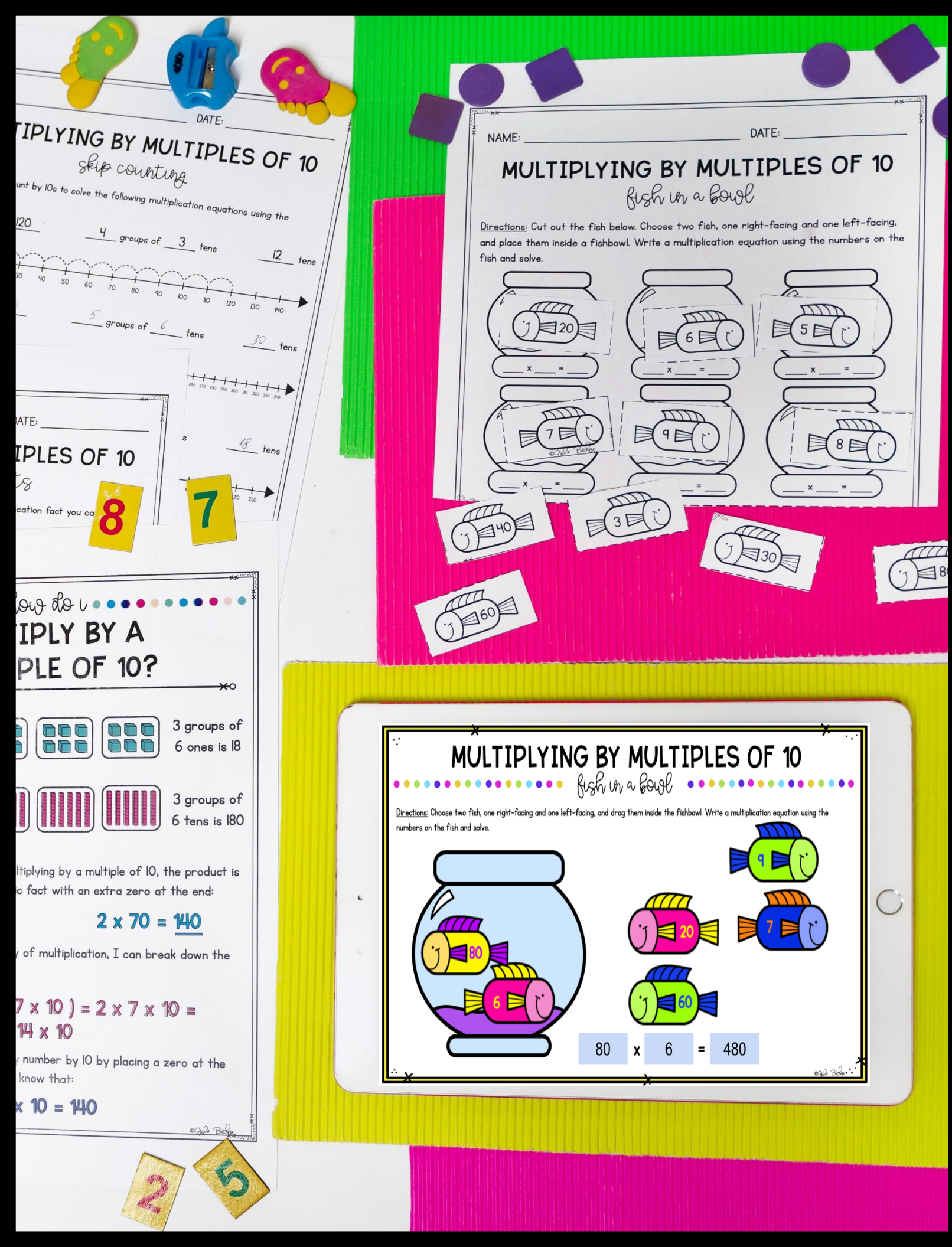
DATE:
TIPLYING BY MULTIPLES OF 10
skip counting
unt by 10s to solve the following multiplication equations using the
120
4 groups of 3 tens
12 tens
5 groups of 6 tens
30 tens
18 tens
DATE:
IPLES OF 10
cation fact you ca
8
7
NAME:
DATE:
MULTIPLYING BY MULTIPLES OF 10
fish in a bowl
Directions: Cut out the fish below. Choose two fish, one right-facing and one left-facing, and place them inside a fishbowl. Write a multiplication equation using the numbers on the fish and solve.
20
6
5
7
9
8
40
3
30
60
low do i
IPLY BY A
PLE OF 10?
3 groups of 6 ones is 18
3 groups of 6 tens is 180
ltiplying by a multiple of 10, the product is
c fact with an extra zero at the end:
2 x 70 = 140
of multiplication, I can break down the
7 x 10) = 2 x 7 x 10 =
14 x 10
number by 10 by placing a zero at the
know that:
x 10 = 140
MULTIPLYING BY MULTIPLES OF 10
fish in a bowl
Directions: Choose two fish, one right-facing and one left-facing, and drag them inside the fishbowl. Write a multiplication equation using the numbers on the fish and solve.
80
6
20
60
9
7
80 x 6 = 480

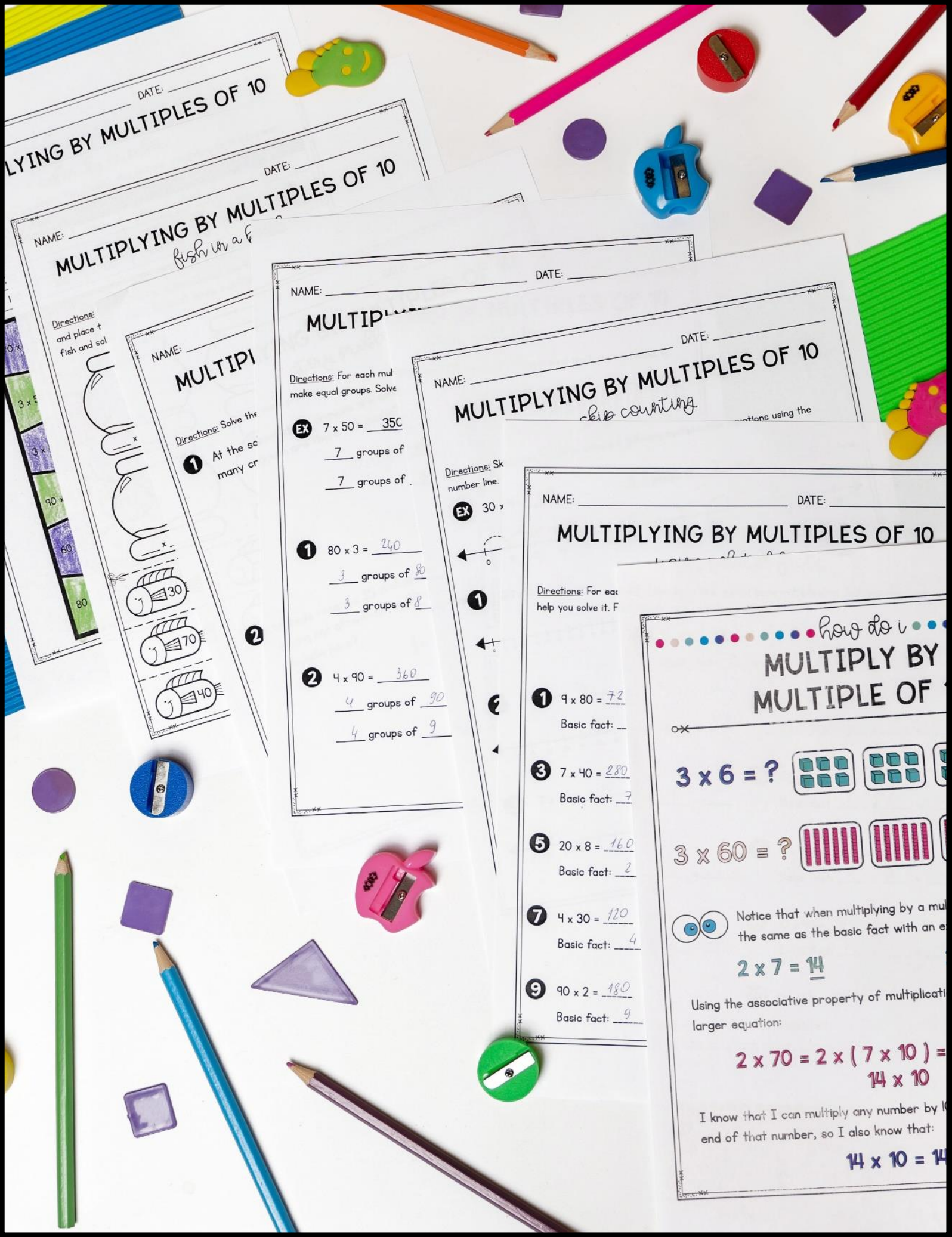
DATE:
LYING BY MULTIPLES OF 10
DATE:
NAME:
MULTIPLYING BY MULTIPLES OF 10
fish in a
Directions:
and place t
fish and sol
NAME:
MULTIPI
Directions: Solve the
1 At the sc
many cr
30
70
40
NAME:
MULTIP
DATE:
Directions: For each mul
make equal groups. Solve
EX 7 x 50 = 350
7 groups of
7 groups of .
1 80 x 3 = 240
3 groups of 80
3 groups of 8
2 4 x 90 = 360
4 groups of 90
4 groups of 9
NAME:
DATE:
MULTIPLYING BY MULTIPLES OF 10
skip counting
Directions: Sk
number line.
EX 30 x
0
1
2
NAME:
DATE:
MULTIPLYING BY MULTIPLES OF 10
Directions: For eac
help you solve it. F
1 9 x 80 = 72
Basic fact:
3 7 x 40 = 280
Basic fact: 7
5 20 x 8 = 160
Basic fact: 2
7 4 x 30 = 120
Basic fact: 4
9 90 x 2 = 180
Basic fact: 9
how do i
MULTIPLY BY
MULTIPLE OF
3 x 6 = ?
3 x 60 = ?
Notice that when multiplying by a mu
the same as the basic fact with an e
2 x 7 = 14
Using the associative property of multiplicati
larger equation:
2 x 70 = 2 x (7 x 10) =
14 x 10
I know that I can multiply any number by
end of that number, so I also know that:
14 x 10 = 14

MULTIPLYING BY MULTIPLES OF 10
think fast
Directions: Solve each multiplication equation, dragging the product onto the equation. Time yourself to see how quickly you can correctly complete all the problems. Can you improve your time by playing a second time?
120
7 x 40
50 x 8
30 x 9
8 x 70
150
30 x 6
90 x 9
9 x 60
80 x 4
3 x 70
360
5 x 40
30 x 10
5 x 50
160
250
300
180
280
210
810
270
320
200
540
400
560
how do i
MULTIPLY BY A MULTIPLE OF 10?
3 x 6 = ?
3 groups of 6 ones is 18
3 x 60 = ?
3 groups of 6 tens is 180
Notice that when multiplying by a multiple of 10, the product is
MULTIPLYING BY MULTIPLES OF 10
using related facts
Directions: For each equation, write the related basic multiplication fact you can help you solve it. Find the product of both equations.
EX 3 x 50 = 150
Basic fact: 3 x 5 = 15
9 x 80 = 720
NAME:
DATE:
TIPLES OF 10
IPLES OF 10
green
red
brown
560
500
120
90
250
6 x 40
30
7
8
1
4
10
2
9

MULTIPLYING BY MULTIPLES OF 10
skip counting
Directions: Skip count by 10s to solve the following multiplication equations using the number line. Drag the half circles onto the number line.
2 9 x 20 = groups of tens
3 7 x 30 = groups of tens
Drag me
MULTIPLYING BY MULTIPLES OF 10
base 10 blocks
MULTIPLYING BY MULTIPLES OF 10
skip counting
Directions: Skip count by 10s to solve the following multiplication equations using the number line.
Ex 30 x 4 = 120
1 60 x 5 = 300
MULTIPLYING BY MULTIPLES OF 10
fish in a bowl
Directions: Cut out the fish below. Choose two fish, one right-facing and one left-facing, and place them inside a fishbowl. Write a multiplication equation using the numbers on the fish and solve.
20
40
9
3
60
30
80
5
7
8
3 x 60 = ?
Notice that when
the same as the ba
2 x 7 = 14
Using the associative property
larger equation:
x 70 = 2 x (7
14
14 x 10
6 x 40
70 x 8
7 x 50
9 x 30
60 x 7
5 x 30

NAME:
DATE:
MULTIPLYING BY MULTIPLES OF 10
story problems
Directions: Solve the story problems.
1 At the school store, crayons are sol
many crayons are there in 6 packs
180 crayon
NAME:
DATE:
MULTIPLYING BY MULTIPLES OF 10
skip counting
Directions: Skip count by 10s to solve the following multiplication equations using the number line.
EX 30 x 4 = 120
4 groups of 3 tens
12
1 60 x 5 = 300
5 groups of 6 tens
NAME:
MULTIPLYING BY MUL
base 10 block
Directions: For each multiplication equation, draw circle
make equal groups. Solve.
EX 7 x 50 = 350
7 groups of 50
1 80 x 3 =
3 grou
3 group
2 4 x 90 =
4 groups of
4 groups of
how do i
MULTIPLY BY A MULTIPLE OF 10?
3 x 6 = ?
3 groups of 6 ones is 18
3 x 60 = ?
3 groups of 6 tens is 180
Notice that when multiplying by a multiple of 10, the product is the same as the basic fact with an extra zero at the end:
2 x 7 = 14
2 x 70 = 140
Using the associative property of multiplication, I can break down the larger equation:
2 x 70 = 2 x (7 x 10) = 2 x 7 x 10 = 14 x 10
I know that I can multiply any number by 10 by placing a zero at the end of that number, so I also know that:
14 x 10 = 140
NAME:
MULTIPLY
Directions: For each equation,
help you solve it. Find the produ
EX 3 x 5
1 9 x 80 = 720
Basic fact: 9 x 8 =
3 7 x 40 = 280
Basic fact: 7 x 4 = 28
x 8 = 160
fact: 2 x 8 = 16
x 3 = 12
8
10 3 x
Basic
DATE:
BY MULTIPLES
in a bowl
se two fish, one right-facing and one
a multiplication equation using the num
DATE:
G BY MULTIPLE
or by number
hen, color the picture according
purple
pink
green
240
480
560
350
280
150
420
900
270
6 x 60
5 x 60
4 x 50
80 x 9
10 x 50
30 x 7
3 x 70
40 x 10
40 x 4
90 x 5
10 x 30
70 x 4
6 x 80
80 x 6
10 x 20
10 x 90
6 x 50
12 x 30
40 x 3
50 x 5
2 x 60
3 x 30
40 x 9
40 x 8
60 x 7
9 x 80
50 x 8
5 x 30
40 x 5

MULTIPLYING BY MULTIPLES OF 10
associative property
Directions: Use the associative property of multiplication to solve the following equations.
EX 8 x 50 = 8 x 5 x 10 = 40 x 10 = 400
1 3 x 90 =
2 60 x 4 =
3 7 x 30 =
MULTIPLYING BY MULTIPLES OF 10
base 10 blocks
For each multiplication equation, draw circles around the base ten blocks to
MULTIPLYING BY MULTIPLES OF 10
skip counting
Directions: Skip count by 10s to solve the following multiplicat
EX 30 x 4 = 120
MULTIPLYING BY MULTIPLES OF 10
fish in a bowl
3 x 6 = ?
4
10
3
9
1
7
5

how do i

MULTIPLY BY A MULTIPLE OF 10?

$3 \times 6 = ?$

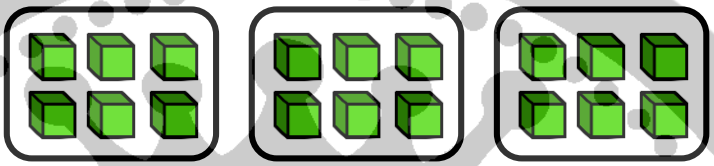

3 groups of
6 ones is 18

$3 \times 60 = ?$



3 groups of
6 tens is 180

Notice that when multiplying by a multiple of 10, the product is the same as the basic fact with an extra zero at the end:

$2 \times 7 = \underline{14}$ $2 \times 70 = \underline{140}$

Using the associative property of multiplication, I can break down the larger equation:

$$2 \times 70 = 2 \times (7 \times 10) = 2 \times 7 \times 10 = 14 \times 10$$

I know that I can multiply any number by 10 by placing a zero at the end of that number, so I also know that:

$$14 \times 10 = 140$$

©Julia Barbera

NAME: _____ DATE: _____

MULTIPLYING BY MULTIPLES OF 10

associative property

Directions: Use the associative property of multiplication to solve the following equations.

EX 30 x 7 = 10 x 3 x 7 = 10 x 21 = 210

1. 8 x 60 = _____ x _____ x _____ = _____ x _____ = _____

2. 50 x 5 = _____ x _____ x _____ = _____ x _____ = _____

3. 4 x 30 = _____ x _____ x _____ = _____ x _____ = _____

4. 9 x 40 = _____ x _____ x _____ = _____ x _____ = _____

5. 90 x 5 = _____ x _____ x _____ = _____ x _____ = _____

6. 30 x 9 = _____ x _____ x _____ = _____ x _____ = _____

7. 6 x 60 = _____ x _____ x _____ = _____ x _____ = _____

Common CORE kingdom

©Julia Barbera

NAME: _____ DATE: _____

MULTIPLYING BY MULTIPLES OF 10

skip counting

Directions: Skip count by 10s to solve the following multiplication equations using the number line.

EX 30 x 4 = 120 ____4____ groups of ____3____ tens ____12____ tens

1 60 x 5 = _____ _____ groups of _____ tens _____ tens

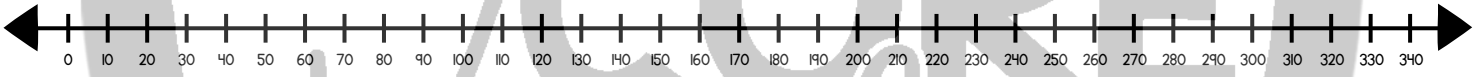

2 9 x 20 = _____ _____ groups of _____ tens _____ tens

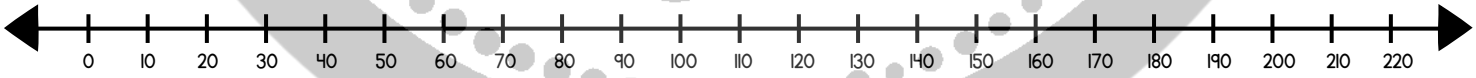

3 7 x 30 = _____ _____ groups of _____ tens _____ tens

Common CORE Kingdom

©Julia Barbera

NAME: _____ DATE: _____

MULTIPLYING BY MULTIPLES OF 10

base 10 blocks

Directions: For each multiplication equation, draw circles around the base ten blocks to make equal groups. Solve.

EX 5 x 50 = 250

5 groups of 50

5 groups of 5 tens

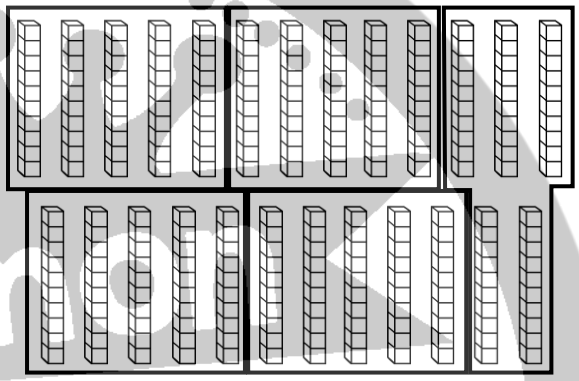

1 60 x 4 = _____

_____ groups of _____

_____ groups of _____ tens

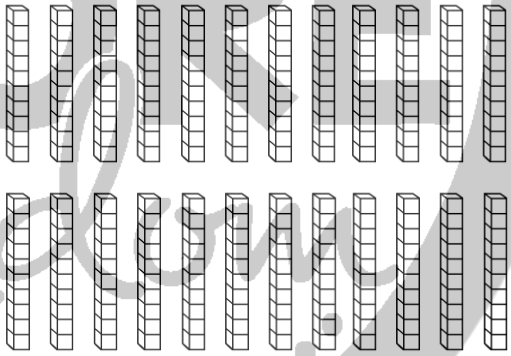

2 7 x 50 = _____

_____ groups of _____

_____ groups of _____ tens

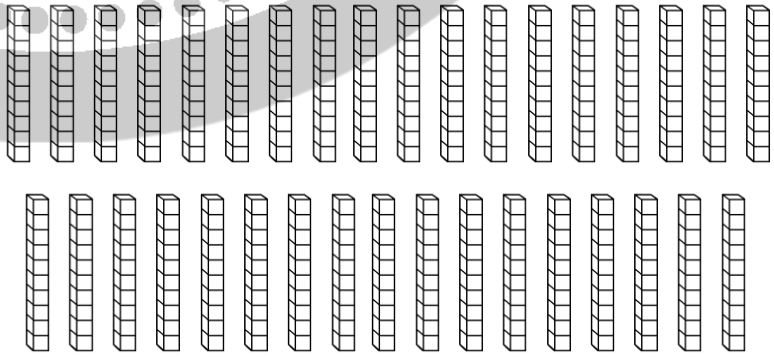

Common Core Kingdom

©Julia Barbera

NAME: _____ DATE: _____

MULTIPLYING BY MULTIPLES OF 10

equal groups

Directions: For each multiplication equation, draw a picture to show equal groups. Solve.

EX 5 x 20 = 100

5 groups of 20

5 groups of 2 tens

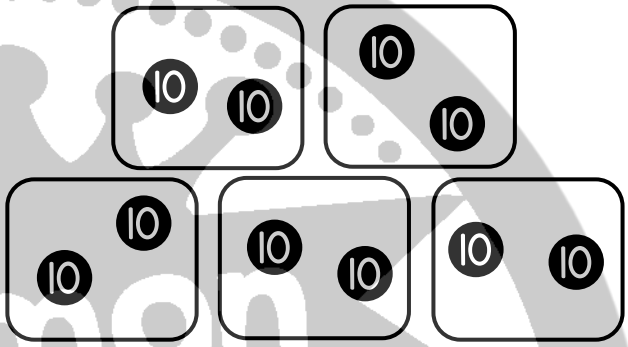

1 7 x 70 = _____

_____ groups of _____

_____ groups of _____ tens

2 60 x 5 = _____

_____ groups of _____

_____ groups of _____ tens

3 70 x 9 = _____

_____ groups of _____

_____ groups of _____ tens

Common CORE Kingdom

©Julia Barbera

NAME: _____ DATE: _____

MULTIPLYING BY MULTIPLES OF 10

story problems

Directions: Solve the story problems.

1. At the school store, crayons are sold in packs of 30. How many crayons are there in 6 packs?

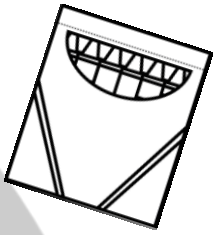

2. Michelle receives $5 in allowance per week. She has been saving her allowance for 30 weeks. How much money does Michelle have?

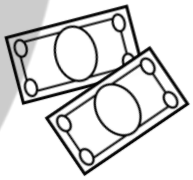

Common CORE Kingdom

©Julia Barbera

NAME: _____ DATE: _____

MULTIPLYING BY MULTIPLES OF 10

fish in a bowl

Directions: Cut out the fish below. Choose two fish, one right-facing and one left-facing, and place them inside a fishbowl. Write a multiplication equation using the numbers on the fish and solve.

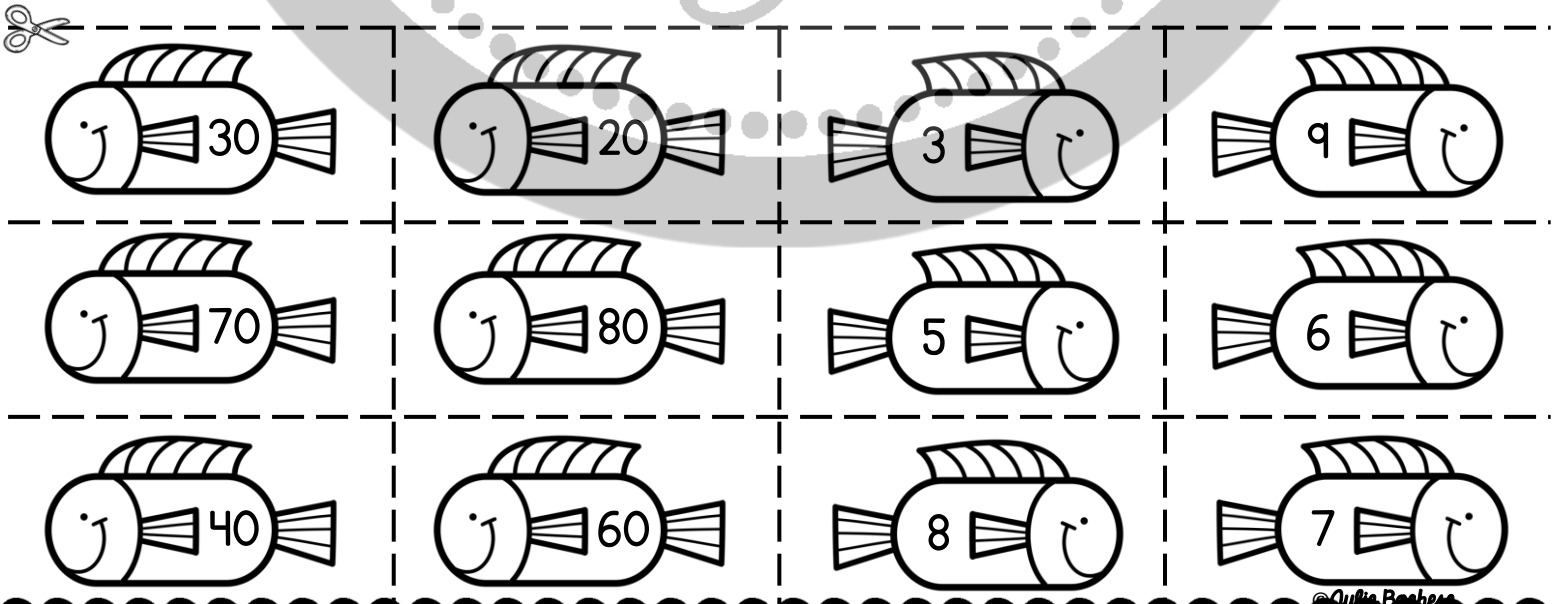

Common CORE Kingdom

©Julie Boehen

NAME: _____ DATE: _____

MULTIPLYING BY MULTIPLES OF 10

color by number

Directions: Solve each equation. Then, color the picture according to the answer.

yellow	blue	orange	purple	pink	green	red	brown
400	450	720	240	480	560	500	120
360	210	300	350	280	150		90
200	160	320	420	900	270		250

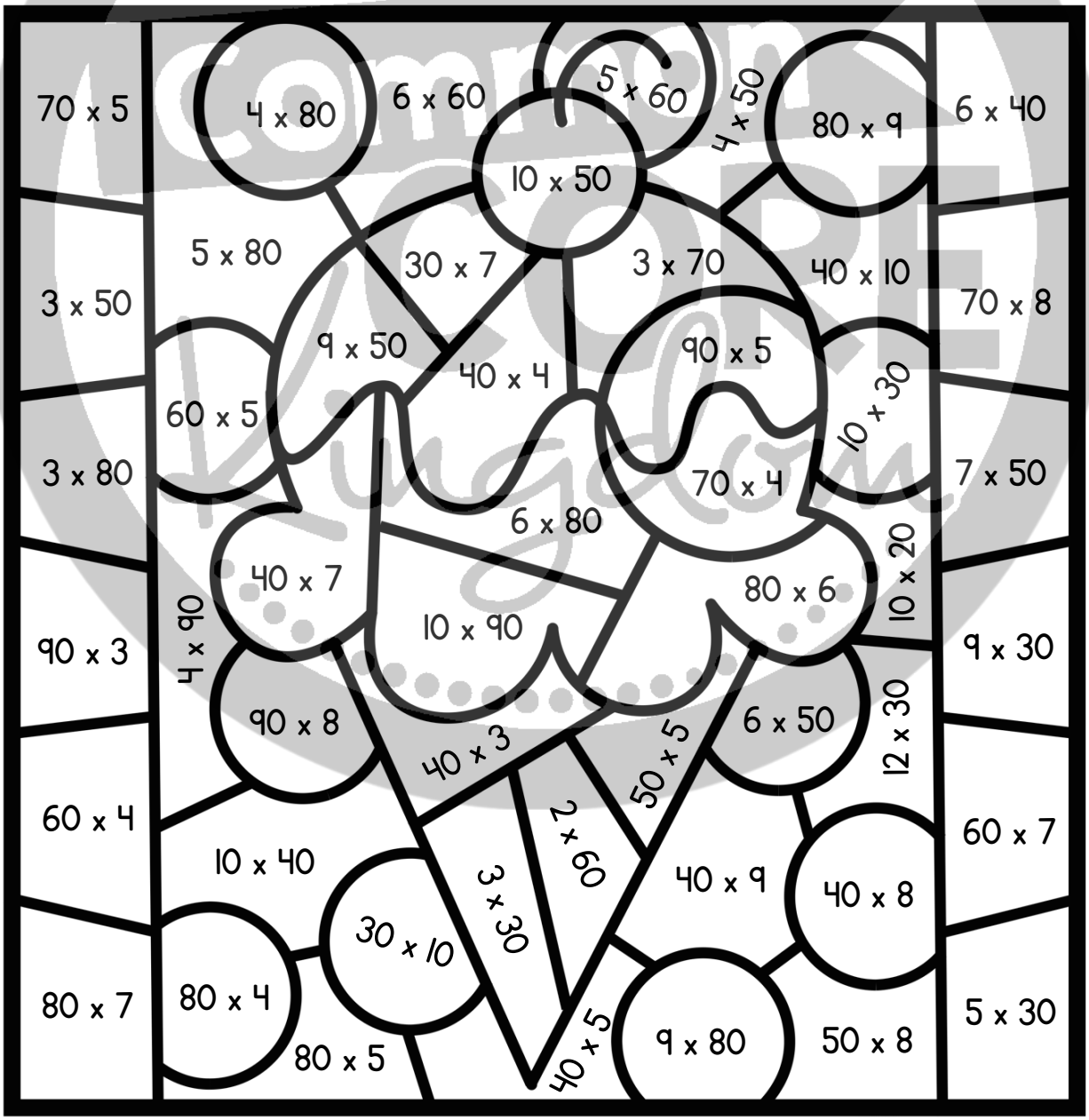

©Julie Bochese

NAME: _____ DATE: _____

MULTIPLYING BY MULTIPLES OF 10

test review

Directions: Solve the multiplication equations using the associative property.

1. 4 x 70 = _____ x _____ x _____ = _____ x _____ = _____

2. 30 x 8 = _____ x _____ x _____ = _____ x _____ = _____

3. 7 x 90 = _____ x _____ x _____ = _____ x _____ = _____

Directions: Skip count by 10s to solve the following multiplication equations using the number line.

4. 60 x 4 = _____ _____ groups of _____ tens _____ tens

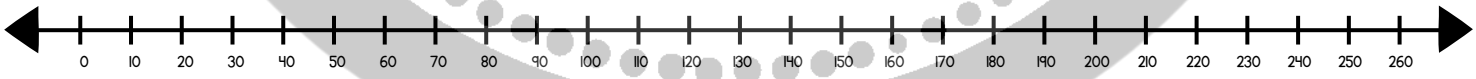

5. 5 x 30 = _____ _____ groups of _____ tens _____ tens

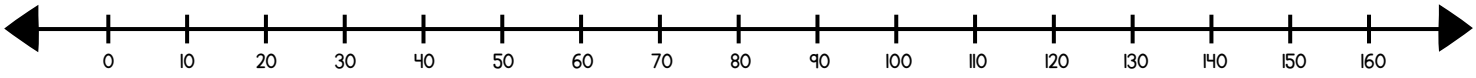

©Julia Barbera

Terms of Use

How Can I Use This Product?

Thank you for your purchase! My mission is to create resources that support teachers and promote student success. Please note that this resource is licensed for use by a single teacher in a classroom setting. If you need to use this resource with more than one teacher and/or across multiple classrooms, additional licenses are available at a discount. You can access them by visiting your TPT "Purchases" page and then selecting "Download Additional Licenses" or by contacting julie@commoncorekingdom.com.

Good to Go:

- Use this product personally.
- Use this product in your own classroom.
- Provide to your students to use at your instruction.
- Print and/or copy for use in your classroom.
- Provide print version(s) of specific pages within the product to a substitute teacher with the sole purpose of instructing your students.
- Review this product with others with the sole purpose of recommending the product, provided you include the link below:

Not O.K.

- Give to others to use personally.
- Give to others to use in another classroom.
- Give to parents to use with their children outside of your lessons.
- Print or copy this item to share with other teachers or other classrooms.
- Publish or host online in any manner, including personal, classroom, or district websites.
- Publish, sell, or otherwise disseminate the product to anyone.

© Copyright 2020. All rights reserved. Permission is granted to copy pages specifically designed for student or teacher use by the original purchaser or licensee. The reproduction of any other part of this product is strictly prohibited. Copying any part of this product and placing it on the Internet in any form (even a personal/classroom website) is strictly forbidden. Posting without permission is a violation of the Digital Millennium Copyright Act (DMCA).

Let's Connect!

www.commoncorekingdom.com

https://www.teacherspayteachers.com/Store/Common-Core-Kingdom

https://www.facebook.com/CommonCoreKingdom/

https://www.instagram.com/commoncorekingdom

https://www.pinterest.com/cckingdom/pins/

Julie@commoncorekingdom.com

Looking for more?

Membership Opportunity!

If you love these resources and want access to more, check out my membership opportunity with the Core Kingdom Club.

Join my Core Kingdom Club waitlist!

Core Kingdom Club opens its membership doors twice a year to offer teachers all of the resources you love, with a membership discount. You can also find support through my custom learning plan.

Find out more commoncorekingdom.com/membership.

Credits

WHIMSY CLIPS

EDUCLIPS

CREATIVE Clips
KRISTA WALLDEN

graphics FROM THE POND
http://frompond.blogspot.com

Kinka Art