



Subtraction to 1,000

Subtraction within 1000 on the Open Number Line

$834 - 216 = \square$

\square \square \square

To subtract on the number line, break the number into hundreds, tens and ones. Then jump the hundreds, hop the tens and step the ones!

200 10 6 634 619
618 834 624 622
734 623 620
621 618

-1 -1 -1 -1 -1 -1 -10 -100 -100



Digital Lesson & Printable Recording Sheet

Explore

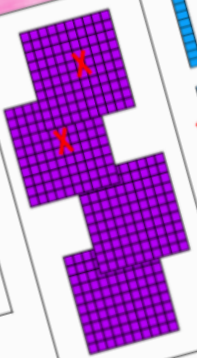
Practice subtracting and regrouping the numbers with blocks.

$$481 - 264 = \boxed{217}$$

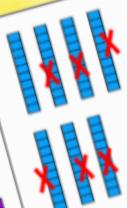
Take Away Marks

X X X
X

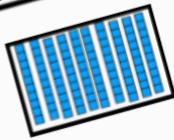
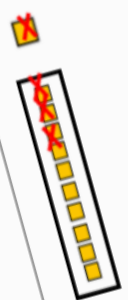
Hundreds



Tens



Ones



Decompose to Solve

623
- 372

$\square + \square + \square$
-
 $\square + \square + \square$

\square

835
- 563

$\square + \square + \square$
-
 $\square + \square + \square$

\square

CENTIMETERS 2 3

20 21 22 23 24 25 26 27

120 130 140 150 160 170 180
0 INCHES
10 20 30 40 50 60

Let's Watch!

Watch the video to learn about triple digit subtraction.



Step 4: Subtract in the hundreds place

$$\begin{array}{r} 812 \\ 892 \\ - 267 \\ \hline 25 \end{array}$$



Explore

Practice subtracting to 1,000 with the standard algorithm.

Line the numbers up vertically by place value.

Hundreds	Tens	Ones
<input type="text"/>	<input type="text"/>	<input type="text"/>
6	3	7
4	7	3
-	<input type="text"/>	<input type="text"/>

Regroup and make 10 more tens if you don't have enough to take away.

Regroup and make 10 more ones if you don't have enough to take away.

Subtract hundreds with

Subtract tens with

Subtract ones with

CENTIMETERS 2 3

20 21 22 23 24 25 26 27

Collaborate & Share

Work with a partner or your group to see what mistake this student made. Write an explanation to the class about what the student did wrong and what they should have done instead. Be sure to use your math vocabulary!

Hundreds	Tens	Ones
6	11	30
7	2	3
3	4	8
3	7	2

This student made a mistake when...



CENTIMETERS 2 3

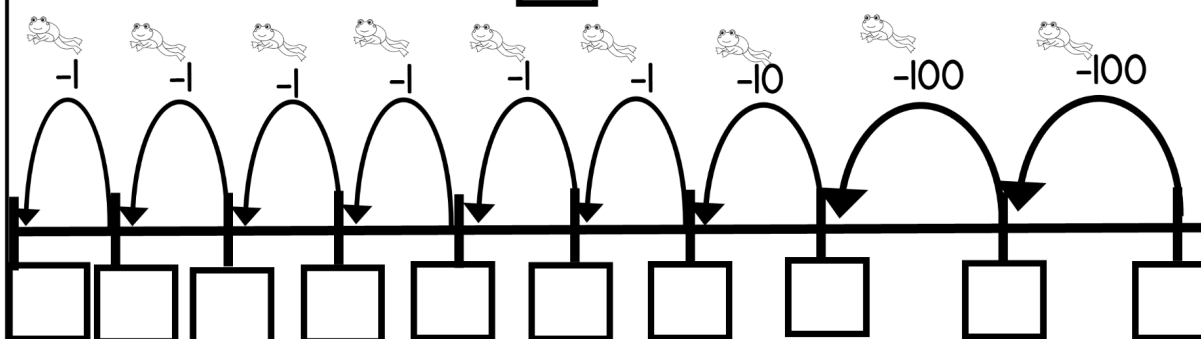
20 21 22 23 24 25 26 27

120 130 140 150 160 170 180
0 INCHES
1 2 3 4 5 6 7 8 9 10

Name: _____ Date: _____

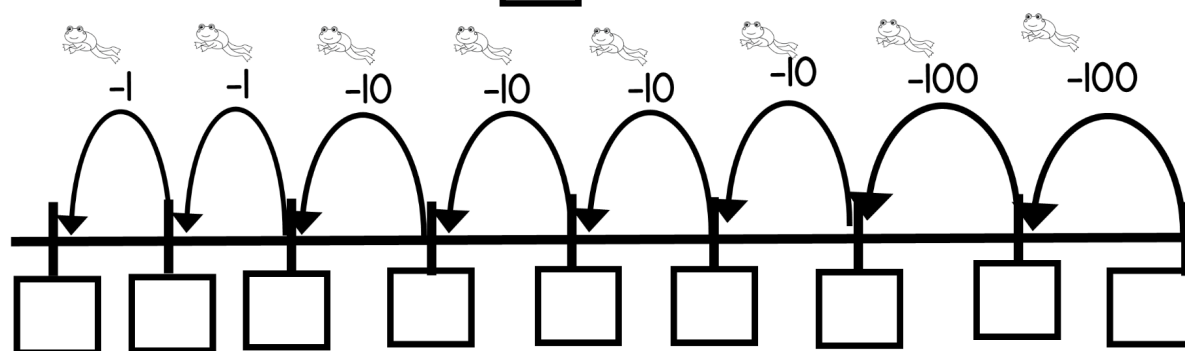
Subtraction to 1000 Lesson Recording Sheet: Day 1

$$834 - 216 = \text{-----}$$



Explore: Practice subtracting the numbers on the open number line.

$$723 - 242 = \text{-----}$$



Name: _____ Date: _____

Subtraction to 1000 Lesson Recording Sheet: Day 4

Line the numbers up vertically by place value.

Hundreds	Tens	Ones
7	6	2
- 2	7	5

Subtract hundreds
from _____

Subtract tens
from _____

Subtract ones
from _____

Regroup and make 10 more tens if you don't have enough to take away.

Regroup and make 10 more ones if you don't have enough to take away.

Explore: Practice subtracting to 1000 with the standard algorithm.

Line the numbers up vertically by place value.

Hundreds	Tens	Ones
6	3	7
- 4	7	3

subtract hundreds
from hundreds.

Subtract tens
from tens.

Subtract ones
from ones.

Regroup and make 10 more tens if you don't have enough to take away.

Regroup and make 10 more ones if you don't have enough to take away.

©2018 T. B.