

2nd Grade

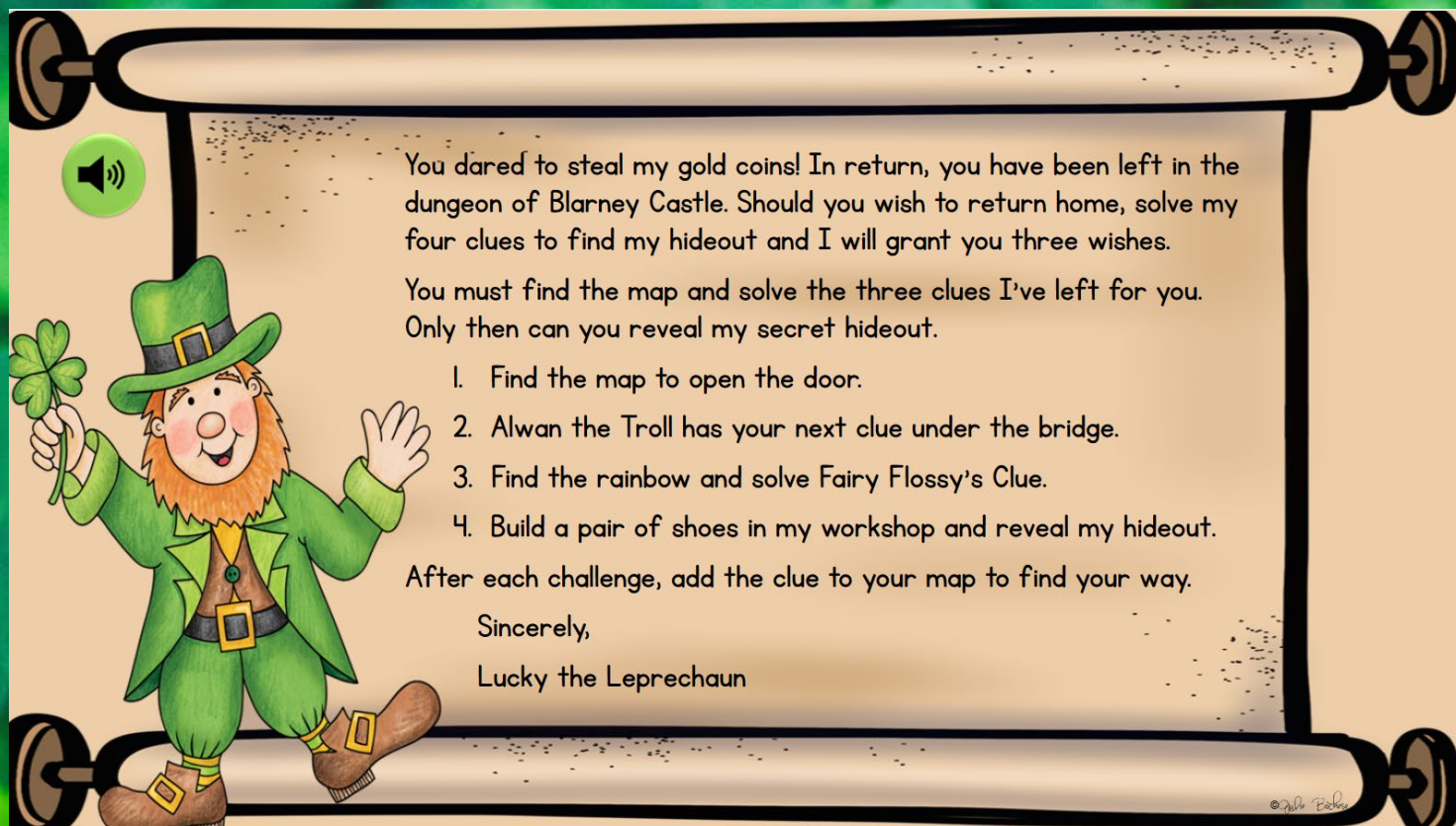
MATH

LUCKY'S MAD ESCAPE ROOM



PRINTABLE • GOOGLE • WEBSCAPE™





Find the Map to escape!

Students won't realize they are practicing important math skills! They will be immersed in the storytelling and our original videos as they complete math challenges.

Learn more!



4 Mathematics Challenges

- Challenges focused on important math skills
- Each challenge takes about 20-30 minutes

Learn more!



Challenge #1

- Solve each addition problem.
- Record answers on your brochure.
- Check your answers in the Leprechaun Decoder.
- Add the map to your notebook.
- Scan the QR code in the corner of the page.
- Move on to the challenge #2.



Scan the QR
code or click
to view



1. Add:

$$\begin{array}{r} 43 \\ + 26 \\ \hline \end{array} \quad \begin{array}{r} 15 \\ + 34 \\ \hline \end{array} \quad \begin{array}{r} 62 \\ + 24 \\ \hline \end{array} \quad \begin{array}{r} 37 \\ + 51 \\ \hline \end{array}$$

- a. 58, 47, 86, 98
b. 69, 49, 86, 88
c. 63, 49, 96, 77
d. 69, 47, 89, 88

3. Add:

$$\begin{array}{r} 24 \\ + 24 \\ \hline \end{array} \quad \begin{array}{r} 40 \\ + 15 \\ \hline \end{array} \quad \begin{array}{r} 56 \\ + 38 \\ \hline \end{array}$$

Which of these is NOT one of the answers?

- a. 48
b. 55
c. 93
d. 99

2. Add:

$$\begin{array}{r} 12 \\ + 28 \\ \hline \end{array} \quad \begin{array}{r} 54 \\ + 27 \\ \hline \end{array} \quad \begin{array}{r} 35 \\ + 36 \\ \hline \end{array} \quad \begin{array}{r} 48 \\ + 18 \\ \hline \end{array}$$

- 40, 81, 71, 66
42, 81, 81, 56
42, 71, 84, 66
32, 71, 81, 68

4. Add:

$$\begin{array}{r} 56 \\ + 29 \\ \hline \end{array}$$

- a.
b.

Challenge #2



- Solve each subtraction problem.
- Record answers on your brochure.
- Check your answers in the Leprechaun Decoder.
- Add the troll to your notebook.
- Scan the QR code in the corner of the page.
- Move on to the challenge #3.

Scan the QR
code or click
[here](#) to view
the video.



1. Subtract:

$$\begin{array}{r} 48 \\ - 22 \\ \hline \end{array} \quad \begin{array}{r} 87 \\ - 54 \\ \hline \end{array} \quad \begin{array}{r} 64 \\ - 33 \\ \hline \end{array} \quad \begin{array}{r} 75 \\ - 53 \\ \hline \end{array}$$

- a. 26, 35, 30, 32
b. 24, 43, 31, 22
c. 26, 33, 31, 22
d. 24, 33, 30, 32

3. Subtract:

$$\begin{array}{r} 92 \\ - 37 \\ \hline \end{array} \quad \begin{array}{r} 85 \\ - 55 \\ \hline \end{array} \quad \begin{array}{r} 48 \\ - 32 \\ \hline \end{array} \quad \begin{array}{r} 59 \\ - 22 \\ \hline \end{array}$$

Which of these is NOT one of the answers?

- a. 55
b. 30
c. 15
d. 37

5. Subtract:

$$\begin{array}{r} 79 \\ - 45 \\ \hline \end{array} \quad \begin{array}{r} 52 \\ - 16 \\ \hline \end{array}$$

The answers are:
a. The same
b. Different

2. Subtract:

$$\begin{array}{r} 74 \\ - 28 \\ \hline \end{array} \quad \begin{array}{r} 56 \\ - 18 \\ \hline \end{array} \quad \begin{array}{r} 42 \\ - 25 \\ \hline \end{array} \quad \begin{array}{r} 85 \\ - 36 \\ \hline \end{array}$$

- a. 40, 81, 71, 66
b. 42, 81, 81, 56
c. 42, 71, 84, 66
d. 46, 38, 17, 49

The answers are:
a. The same
b. Different

4. Subtract:

$$\begin{array}{r} 54 \\ - 16 \\ \hline \end{array} \quad \begin{array}{r} 97 \\ - 59 \\ \hline \end{array}$$

6. Subtract:

$$\begin{array}{r} 63 \\ - 44 \\ \hline \end{array} \quad \begin{array}{r} 58 \\ - 37 \\ \hline \end{array} \quad \begin{array}{r} 95 \\ - 25 \\ \hline \end{array} \quad \begin{array}{r} 48 \\ - 45 \\ \hline \end{array}$$

Which of these is NOT one of the answers?

- a. 5
b. 3
c. 70
d. 21

4 Mathematics Challenges

- Themed videos integrated throughout the Escape Room to keep kids engaged.
- Students work in groups, partners, or independently.

Learn more!



Challenge #3



1. Solve each money problem.
2. Record answers on your brochure.
3. Check your answers in the Leprechaun Decoder.
4. Add the fairy to your notebook.
5. Scan the QR code in the corner of the next page.
6. Move on to the challenge #4!

Joseph paid for his groceries with 3 dollars, 2 quarters, 3 dimes, and 1 nickel.



How much money did Joseph pay for his groceries?

- a. \$3.75
- b. \$3.65
- c. \$3.85
- d. \$4.00

2. Cassandra and Mary had a lemonade stand. Cassandra made \$183 and Mary made \$247.



How much money did they make together?

- a.
- b.
- c.
- d.

Challenge #4



1. Solve each telling time problem.
2. Record answers on your brochure.
3. Check your answers in the Leprechaun Decoder.
4. Add the shoes to your notebook.
5. Scan the QR code in the corner of the page.
6. Reveal the secret hideout.


Scan the QR code or click [here](#) to view the video.



None of the clocks show the time:

Which clock shows the time 3:25?

- a. Clock 1
- b. Clock 2
- c. Clock 3
- d. Clock 4



Which clock shows the time 12:50?

- a. Clock 1
- b. Clock 2
- c. Clock 3
- d. Clock 4



The Leprechaun's Workshop...

Challenge #1



1. Solve each addition problem.
2. Record answers on your brochure.
3. Check your answers in the Leprechaun Decoder.
4. Add the map to your notebook.
5. Scan the QR code in the corner of the page.
6. Move on to the challenge #2.

1. Add:

43	15	62	37
+ 26	+ 34	+ 24	+ 51

- a. 58, 47, 86, 98
b. 69, 49, 86, 88
c. 63, 49, 96, 77
d. 69, 47, 89, 88

2. Add:

12	54	35
+ 28	+ 27	+ 36

- a. 40, 81, 71
b. 42, 81, 81
c. 42, 71, 84
d. 32, 71, 8

3. Solve the Addition Problems

$$\begin{array}{r} 24 \\ + 24 \\ \hline \end{array}$$

$$\begin{array}{r} 40 \\ + 15 \\ \hline \end{array}$$

$$\begin{array}{r} 56 \\ + 38 \\ \hline \end{array}$$





$$\begin{array}{r} 52 \\ + 47 \\ \hline \end{array}$$

Which of these is not one of the answers?

- a. 48
b. 55
c. 93
d. 99

1.

Telling Time



The clocks show the times:

5:55, 1:05,
7:05, 9:20

4:50, 1:10,
7:25, 9:15

4:55, 1:05,
7:25, 9:15




5:55, 1:05,
7:30, 9:15

3 Versions

- Print
- Google Slides
- Webscape™ (Our most popular experience)

Learn more!



	PDF 	Google Slides 	Webscape™ 
Format Type	Printable	Digital	Digital
Device	N/A	Any Device	Any Device
Required Prep	Print & Go	Copy & Share	Zero Prep
Student Answers	Printable Answer Pamphlet	Google Sheets Decoder Tool	Integrated Challenge Hub
Self Correcting	Includes Answer Key	Self Correcting	Self Correcting
Custom Videos	QR Codes	Embedded You Tube	Embedded
Audio Readings	N/A	No Audio Readings	Contains Audio Readings
Navigation	N/A	Student Directed	Automatically Advancing
Extras	Early Finish Challenges	Movable Pieces	Interactive Animation

3 Versions

- Print
- Google Slides
- Webscape™ (Our most popular experience)

Learn more!



Print

- Cut and paste stamps for each challenge
- Easy to follow
- Optimal for group or partner work
- Recording brochure for answers
- Self-checking decoder

Learn more!



Leprechaun Decoder

Use the following codes for each challenge to solve the clues and move to the next challenge

Question 1	Question 2	Question 3	Question 4	Question 5	Question 6
a = This b = It c = The map d = These	a = is b = was c = are d = aren't	a = in b = under c = on d = above	a = the b = a c = top of the d = these	a = enchanted b = window c = stair d = trap	a = ledge b = door c = all d = forest
Question 1	Question 2	Question 3	Question 4	Question 5	Question 6
a = your b = his c = her d = their	a = feet b = hat c = river d = shoes	a = to b = where c = is d = that	a = a b = the c = bends d = it	a = left b = bends c = folds d = ends	

At the end of each challenge, Cut out each sticker and paste it on your notebook to find your way!

LUCKY'S MAP RECORDING BROCHURE

Record your challenge answers along your journey.



CHALLENGE



	Answer	Code
1.	C	Just Past
2.	C	the
3.	d	Fairy Village
4.		
5.		
6.		

Where did Fairy Flossy's clue say to go?

Escape From The Castle

Sandra R.

(name)

Has successfully completed the
challenges and found the
Leprechaun to earn 3 wishes

3 / 03

(Date)



Lucky



Ooops!

You got lost in the fairy village and they cast a
spell on you.



YOU MUST STAY QUIET FOR 5
MINUTES. NO SPEAKING!

©2014 Bala

Print

- Certificate of completion
- OOPS! Cards for differentiation

Learn more!



Webscape TM



- Most interactive experience
- Self correcting
- Embedded videos
- Embedded audio
- Animation
- Simple navigation

Learn more!



Webscape TM

- No log ins or sign ups
- Works with any device that has an internet connection and web browser
- Zero prep! Just share the link with your students.

Learn more!



Google Slides

- One problems per slide
- Students drag to circle their answers

1. Money Problems

Joseph paid for his groceries with 3 dollars, 2 quarters, 3 dimes, and 1 nickel.



How much money did Joseph pay for his groceries?

- a. \$3.75
- b. \$3.65
- c. \$3.85
- d. \$4.00

©2015 Pearson

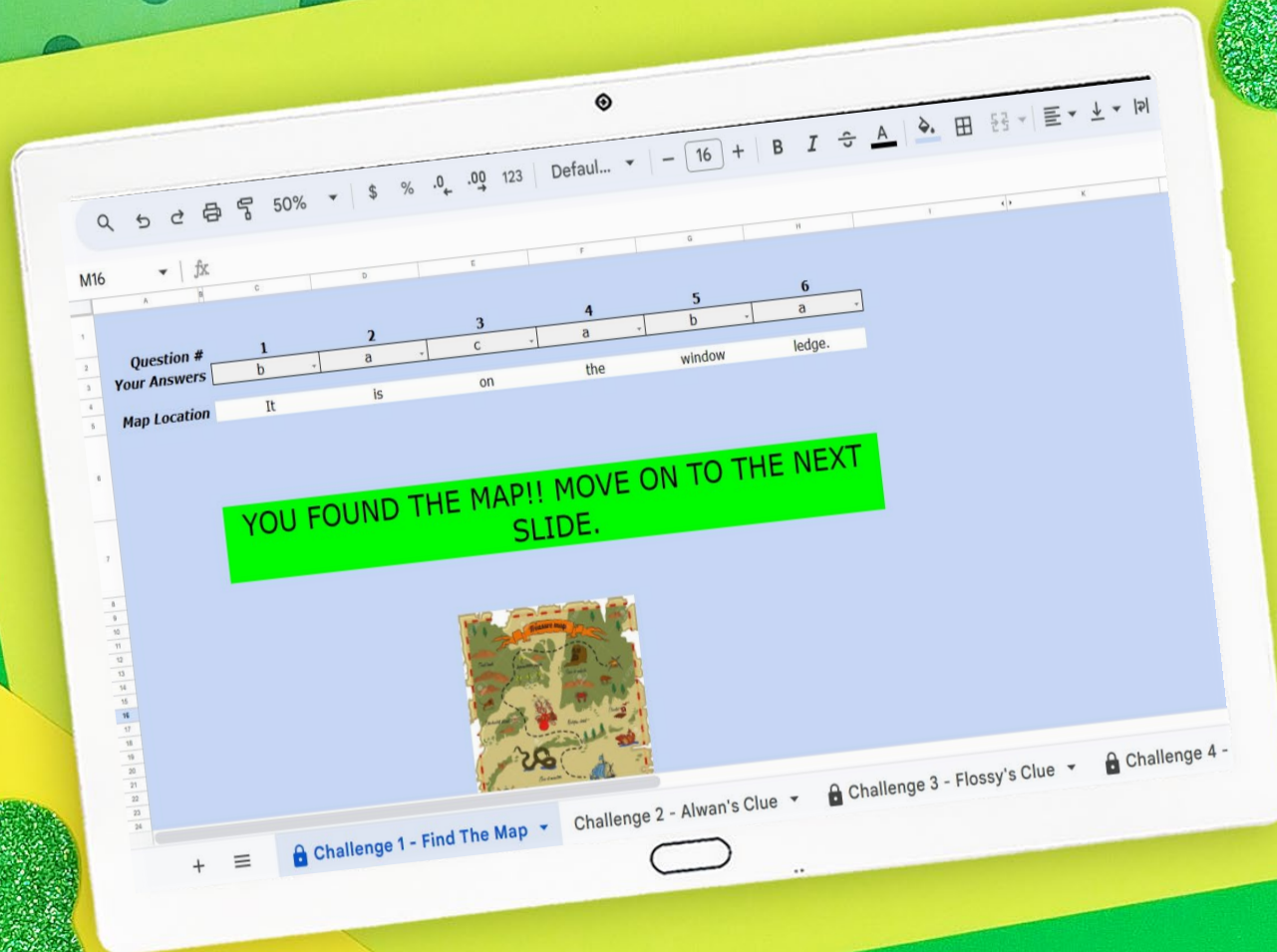
Learn more!



Google Slides

- Toggle to self-checking decoder
- Decoder will prompt at the end of each challenge whether students are correct or need to check their work.

Learn more!



Looking for More?

