

3rd Grade

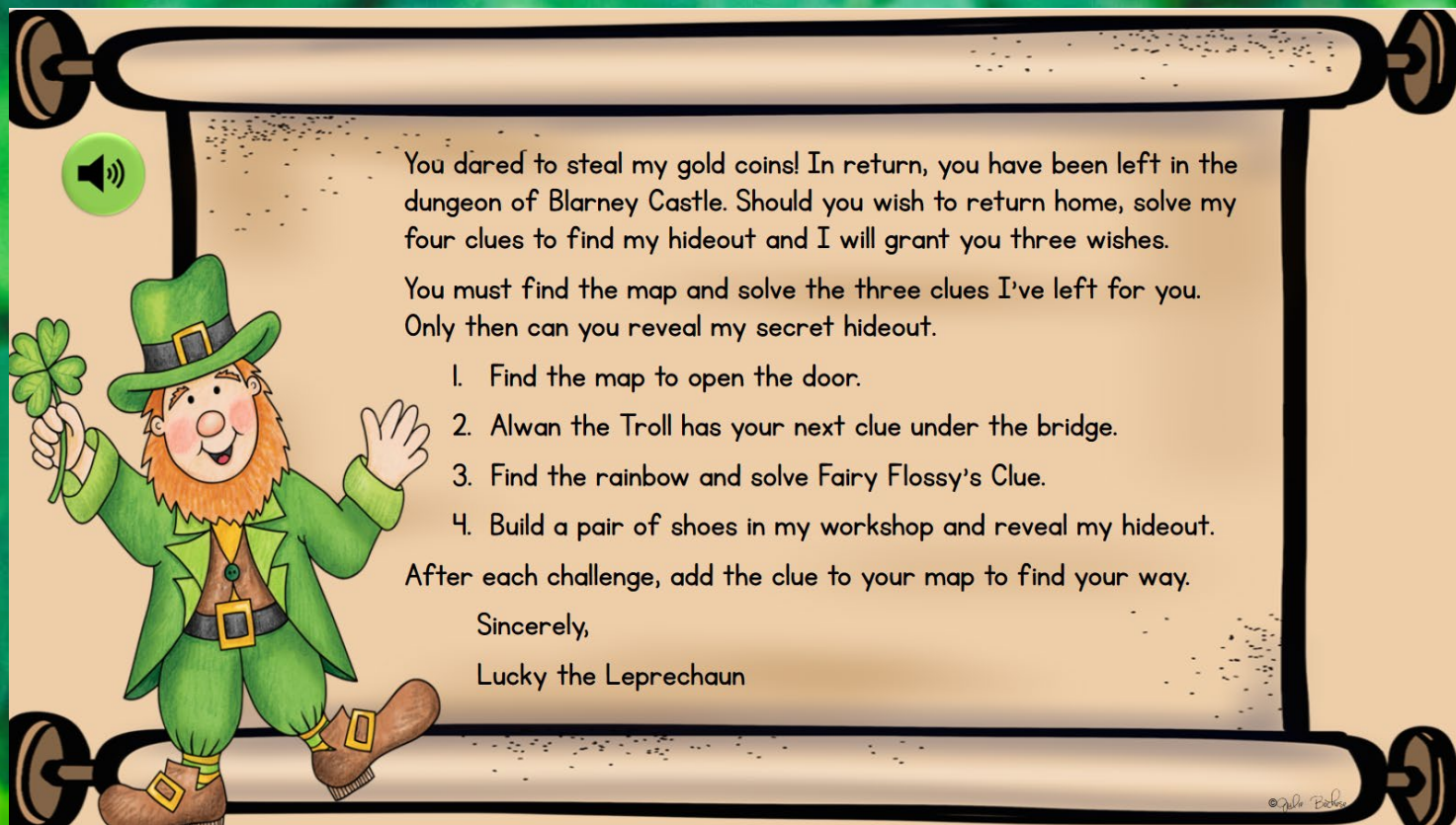
MATH

LUCKY'S MAD ESCAPE ROOM



PRINTABLE • GOOGLE • WEBSCAPE™

Mag
CORE



Find the Map to escape!

Students won't realize they are practicing important math skills! They will be immersed in the storytelling and our original videos as they complete math challenges.

Learn more!



4 Mathematics Challenges

Challenge #1



Scan the QR code or click [here](#) to view the video.



- Solve each addition problem.
- Record answers on your brochure.
- Check your answers in the Leprechaun Decoder.
- Add the map to your notebook.
- Scan the QR code in the corner of the page.
- Move on to the challenge #2.

1. Add:

343	150	262	337
+ 267	+ 345	+ 124	+ 551

3. Add:

524	340	456	252
+ 314	+ 225	+ 138	+ 347

5. Add:

243	224
+ 327	+ 459

- a. 510, 495, 386, 988
 b. 610, 495, 386, 888
 c. 620, 485, 378, 888
 d. 610, 485, 367, 898

Which of these is NOT one of the answers?

- a. 838
 b. 565

2. Add:

120	254	235	448
+ 287	+ 527	+ 236	+ 228

- a. 407, 781, 471, 676
 b. 417, 771, 471, 666
 c. 407, 771, 547, 676
 d. 407, 771, 461, 656

Challenge #2



Scan the QR code or click [here](#) to view the video.



- Solve each subtraction problem.
- Record answers on your brochure.
- Check your answers in the Leprechaun Decoder.
- Add the trail to your notebook.
- Scan the QR code in the corner of the page.
- Move on to the challenge #3.

1. Subtract:

848	687	764	775
- 227	- 543	- 333	- 553

3. Subtract:

992	485	248	659
- 378	- 455	- 132	- 228

Which of these is NOT one of the answers?

- a. 116
 b. 30
 c. 615
 d. 431

The answers are:
 a. Different
 b. The same

2. Subtract:

474	756	842	985
- 287	- 186	- 225	- 436

4. Subtract:

954	879
- 316	- 241

Which of these is NOT one of

- a. 230
 b. 134
 c. 259
 d. 355

The answers are:
 a. The same
 b. Different

- Challenges focused on important math skills
- Each challenge takes about 20-30 minutes

Learn more!

4 Mathematics Challenges

- Themed videos integrated throughout the Escape Room to keep kids engaged.
- Students work in groups, partners, or independently.

Learn more!



Challenge #3



1. Solve each multiply or divide problem.
2. Record answers on your brochure.
3. Check your answers in the Leprechaun Decoder.
4. Add the fairy to your notebook.
5. Scan the QR code in the corner of the next page.
6. Move on to the challenge #4.

$$\begin{array}{r} 8 \\ \times 5 \\ \hline \end{array}$$

$$\begin{array}{r} 7 \\ \times 4 \\ \hline \end{array}$$

$$\begin{array}{r} 3 \\ \times 6 \\ \hline \end{array}$$

$$\begin{array}{r} 5 \\ \times 7 \\ \hline \end{array}$$

The related division facts are:

- a. $45 \div 9 = 5$, $28 \div 7 = 4$, $18 \div 6 = 3$, $30 \div 7 = 5$
- b. $40 \div 7 = 5$, $30 \div 7 = 4$, $18 \div 6 = 3$, $40 \div 7 = 5$
- c. $40 \div 8 = 5$, $28 \div 7 = 4$, $18 \div 6 = 3$, $35 \div 7 = 5$
- d. $40 \div 5 = 8$, $28 \div 7 = 4$, $18 \div 2 = 9$, $40 \div 7 = 5$

Scan the QR code or click [here](#) to view the video.



Challenge #4



1. Solve each telling time problem.
2. Record answers on your brochure.
3. Check your answers in the Leprechaun Decoder.
4. Add the shoes to your notebook.
5. Scan the QR code in the corner of the page.
6. Reveal the secret hideout.



Show the times:



3. Anna went to the movies at 11:30. Her friend was 20 minutes late. Which clock shows the time when her friend arrived?

Clock 1
Clock 2
Clock 3
Clock 4



Which clock shows the time 3:27?

- a. Clock 1
- b. Clock 2
- c. Clock 3
- d. Clock 4



Which clock shows the time 12:53?

- a. Clock 1
- b. Clock 2
- c. Clock 3
- d. Clock 4



3 Versions

- Print
- Google Slides
- Webscape™ (Our most popular experience)

Learn more!



3. Solve the Addition Problems

$$\begin{array}{r} 24 \\ + 24 \\ \hline \square \end{array}$$
$$\begin{array}{r} 40 \\ + 15 \\ \hline \square \end{array}$$
$$\begin{array}{r} 56 \\ + 38 \\ \hline \square \end{array}$$
$$\begin{array}{r} 52 \\ + 47 \\ \hline \square \end{array}$$

Which of these is not one of the answers?

- a. 48
- b. 55
- c. 93



2

Solve the addition problems.




$$\begin{array}{r} 120 \\ + 287 \\ \hline \end{array}$$
$$\begin{array}{r} 254 \\ + 527 \\ \hline \end{array}$$
$$\begin{array}{r} 235 \\ + 236 \\ \hline \end{array}$$
$$\begin{array}{r} 448 \\ + 228 \\ \hline \end{array}$$

407, 781,
471, 676

417, 771,
471, 666

407, 771,
547, 676

407, 771,
461, 656

	PDF 	Google Slides 	Webscape™ 
Format Type	Printable	Digital	Digital
Device	N/A	Any Device	Any Device
Required Prep	Print & Go	Copy & Share	Zero Prep
Student Answers	Printable Answer Pamphlet	Google Sheets Decoder Tool	Integrated Challenge Hub
Self Correcting	Includes Answer Key	Self Correcting	Self Correcting
Custom Videos	QR Codes	Embedded You Tube	Embedded
Audio Readings	N/A	No Audio Readings	Contains Audio Readings
Navigation	N/A	Student Directed	Automatically Advancing
Extras	Early Finish Challenges	Movable Pieces	Interactive Animation

3 Versions

- Print
- Google Slides
- Webscape™ (Our most popular experience)

Learn more! 

Print

Leprechaun Decoder

Use the following codes for each challenge to solve the clues and move to the next challenge

Question 1	Question 2	Question 3	Question 4	Question 5	Question 6
a = This b = It c = The map d = These	a = is b = was c = are d = aren't	a = in b = under c = on d = above	a = the b = a c = top of the d = these	a = enchanted b = window c = stair d = trap	a = ledge b = door c = all d = forest.
Question 1	Question 2	Question 3	Question 4	Question 5	Question 6
a = your b = his	a = feet b = hat c = river	a = to b = where c = is d = that	a = a b = the c = bends d = it	a = left b = bends c = folds d = ends	



At the end of each challenge, Cut out each sticker and paste it on your notebook to find your way!

LUCKY'S MAP RECORDING BROCHURE

Record your challenge answers along your journey.



CHALLENGE



	Answer	Code
1.	C	Just Past
2.	C	the
3.	d	fairy Village
4.		
5.		
6.		

Where did Fairy Flossy's clue say to go?

- Cut and paste stamps for each challenge
- Easy to follow
- Optimal for group or partner work
- Recording brochure for answers
- Self-checking decoder

Learn more!

Escape From The Castle

Sandra R.

(name)

Has successfully completed the
challenges and found the
Leprechaun to earn 3 wishes

3/03

(Date)

Lucky



Ooops!

You got lost in the fairy village and they cast a
spell on you.



YOU MUST STAY QUIET FOR 5
MINUTES. NO SPEAKING!

Print

- Certificate of completion
- OOPS! Cards for differentiation

Learn more!



Webscape™

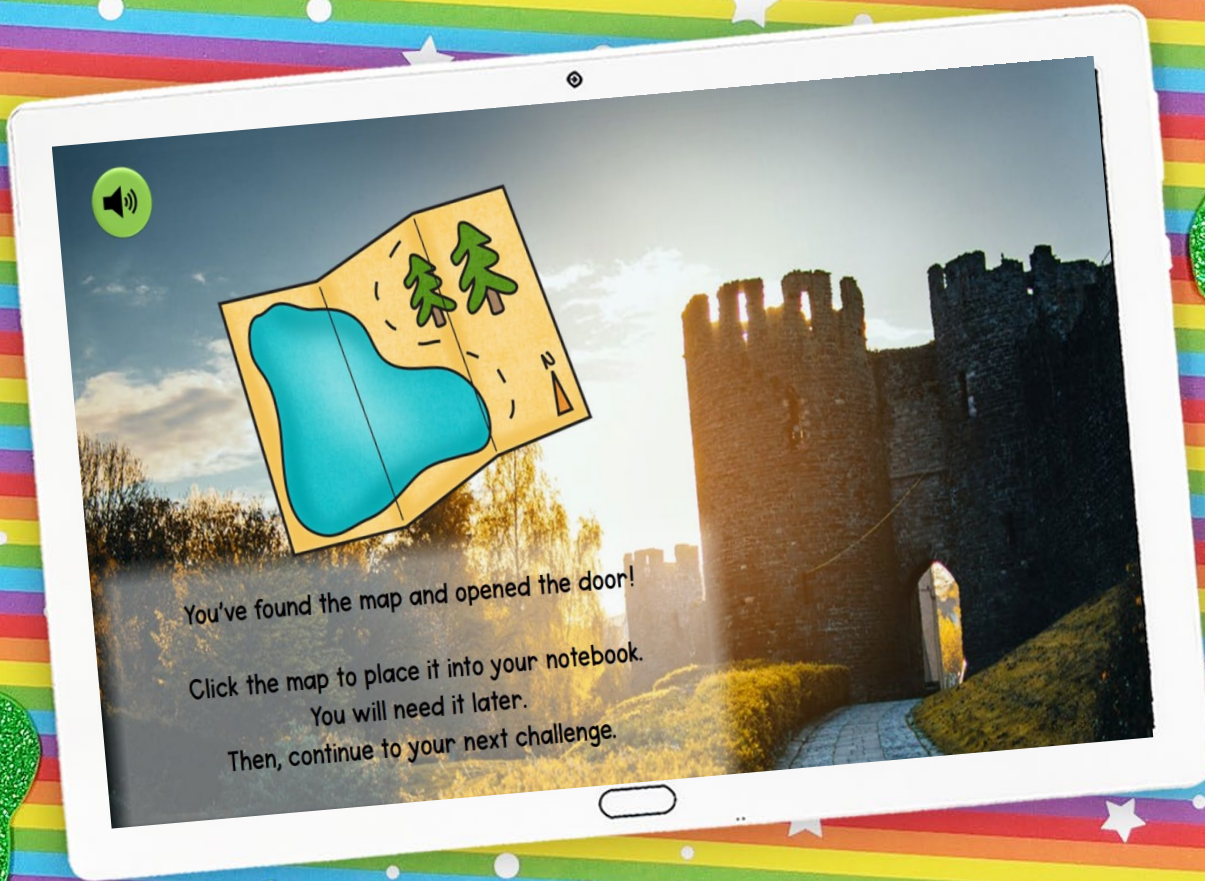


- Most interactive experience
- Self correcting
- Embedded videos
- Embedded audio
- Animation
- Simple navigation

Learn more!



Webscape™



- No log ins or sign ups
- Works with any device that has an internet connection and web browser
- Zero prep! Just share the link with your students.

Learn more!



Google Slides

3. Solve the Subtraction Problems

$$\begin{array}{r} 992 \\ - 378 \\ \hline \square \end{array}$$

$$\begin{array}{r} 485 \\ - 455 \\ \hline \square \end{array}$$

$$\begin{array}{r} 248 \\ - 132 \\ \hline \square \end{array}$$

$$\begin{array}{r} 659 \\ - 228 \\ \hline \square \end{array}$$

Which of these is not one of the answers?

- a. 116
- b. 30
- c. 615
- d. 431



- One problems per slide
- Students drag to circle their answers

Learn more!



Google Slides

- Toggle to self-checking decoder
- Decoder will prompt at the end of each challenge whether students are correct or need to check their work.

Learn more!



The image shows a tablet displaying a Google Slides presentation. The slide content includes a spreadsheet with the following data:

Question #	1	2	3	4	5	6
Your Answers	b	a	c	a	b	a
Map Location	It	is	on	the	window	ledge.

Below the spreadsheet, a green banner reads: "YOU FOUND THE MAP!! MOVE ON TO THE NEXT SLIDE." Below the banner is a small image of a map. At the bottom of the slide, there are navigation controls for "Challenge 1 - Find The Map", "Challenge 2 - Alwan's Clue", "Challenge 3 - Flossy's Clue", and "Challenge 4 -".

Looking for More?

3rd Grade
MATH SKILLS
ESCAPE ROOMS BUNDLE

PRINTABLE • GOOGLE • WEBSCAPE™

3rd Grade
GEOMETRY
CATCH THE
BANDIT
ESCAPE
ROOM

Magi CORE

PRINTABLE • GOOGLE • WEBSCAPE™

3rd Grade
FRACTIONS & PARTITIONING
SHAPES
CANDY
FACTORY
ESCAPE
ROOM

Magi CORE

PRINTABLE • GOOGLE • WEBSCAPE™