TEXT & IMAGES

~ Skill Pack ~

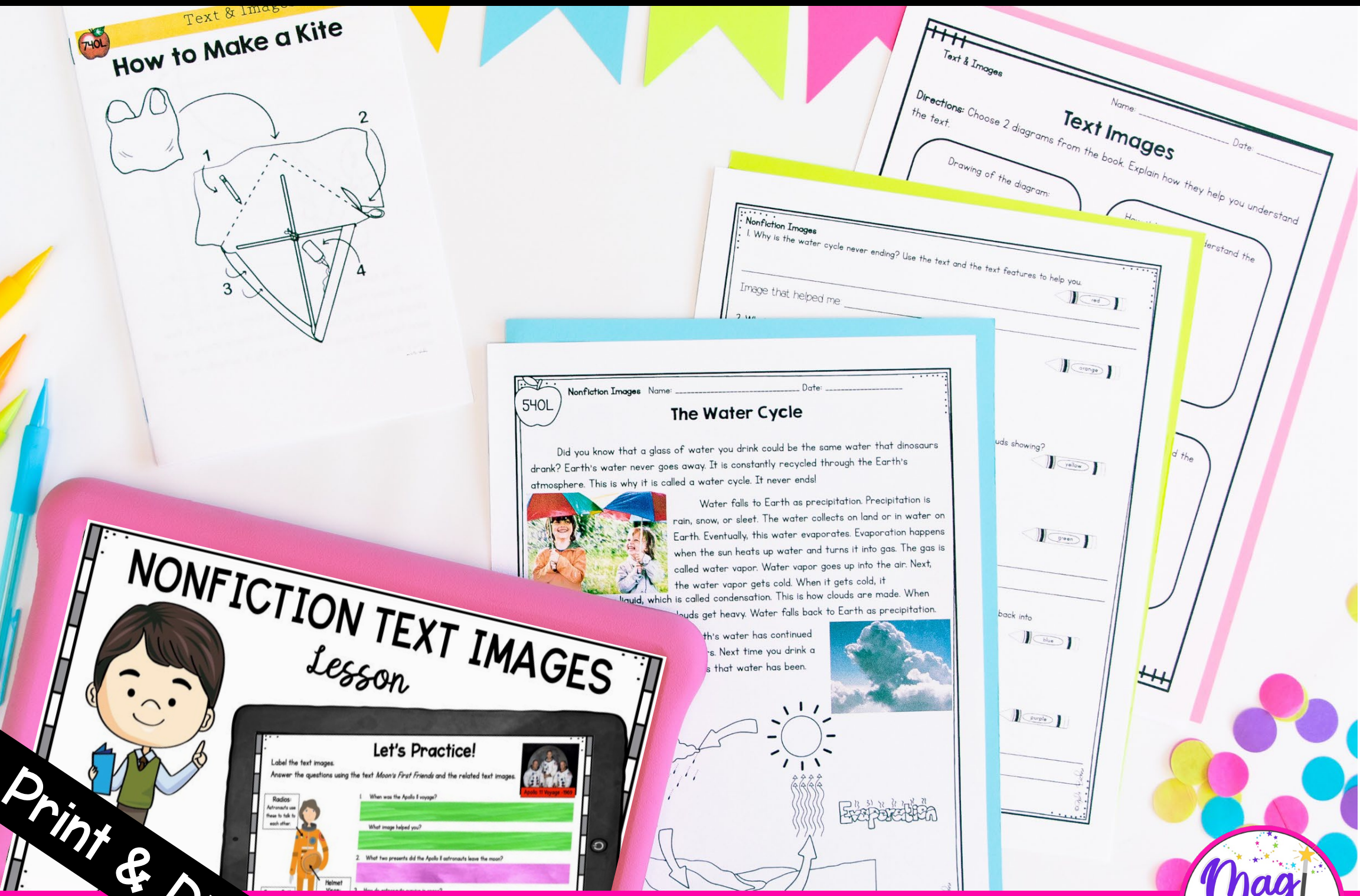

Print & Digital

2nd & 3rd Grade

LEXILE

MagiCORE

What's Included?

Skill Focused Lesson Plans

- Two weeks of lesson plans built around proven teaching strategies using the resources included in this Skill Pack.

Digital Lessons

- Google Slides format makes this resource flexible for any classroom or distance learning need.

Guided Reading Packet (Digital & Printable)

Skill focused guided reader differentiated on three levels.

- Professionally Lexile leveled original text.
- Printable PDF, digital reader, printable booklet, and Google Slides versions make this perfect for any classroom or distance learning need.

Core Comprehension Passages & Questions (Digital & Printable)

- Lexile® leveled reading comprehension passages and skill-focused question sets.
- Color coding strategy encourages students to learn how to find and use text evidence in their answers.
- Printable PDF & Digital Google Slides versions make this resource perfect for classroom and distance learning.

Task Cards (Digital Boom Card & Printable Formats)

- Set of 30 task cards with short passages and standard aligned multiple choice questions.
- Printable & Boom Card formats included.

ABOUT LEXILE LEVELS

MagiCore Learning, LLC is a certified Lexile® Partner. Indicated texts are officially measured and approved by Lexile and MetaMetrics® to ensure appropriate rigor and differentiation for students.

The Lexile Framework® for Reading measures are scientific, quantitative text levels. When the Lexile of a text is measured, specific, measurable attributes of the text are considered, including, but not limited to, word frequency, sentence length, and text cohesion. These are difficult attributes for humans to evaluate, so a computer measures them.

Common Core State Standards uses Lexile level bands as one measure of text complexity. Text complexity ranges ensure students are college and career ready by the end of 12th grade. Lexile measures help educators scaffold and differentiate instruction as well as monitor reading growth.

Grade Band	Lexile® Bands Aligned to Common Core Expectations
K-1	N/A
2-3	420L-820L
4-5	740L-1010L
6-8	935L-1185L

Keep in mind when using any leveled text that many students will need scaffolding and support to reach text at the high end of their grade band. According to Appendix A of the Common Core Standards, "It is important to recognize that scaffolding often is entirely appropriate. The expectation that scaffolding will occur with particularly challenging texts is built into the Standards' grade-by-grade text complexity expectations, for example. The general movement, however, should be toward decreasing scaffolding and increasing independence both within and across the text complexity bands defined in the Standards."

LESSON PLANS

2nd & 3rd GRADE

COMPREHENSION SKILL: Text Images

Week 1

	LESSON	PRACTICE	GUIDED READING
MONDAY	• Introduce "text images" by watching the video. 	• Model how to sort text images and their purpose. 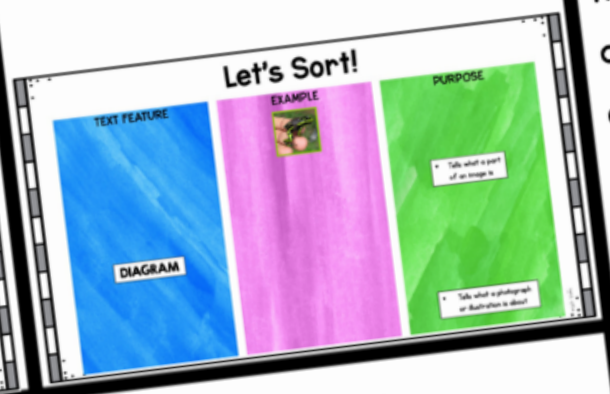	"How to Make a Kite" leveled guided readers. Meet with two groups and complete "pre-reading" activities."
TUESDAY	Guided Practice Whole Class • Practice using text images. 	Independent Reading • Choice text to read independently and practice using text images to get more information while reading.	Read pages 1-4 of "How Make a Kite" leveled gui readers. Complete "Dur Reading" discussions.
	Guided Practice:	Independent Reading • Choice text to read	Read pages 5-6 of " Make a Kite" leveled readers. Complete "

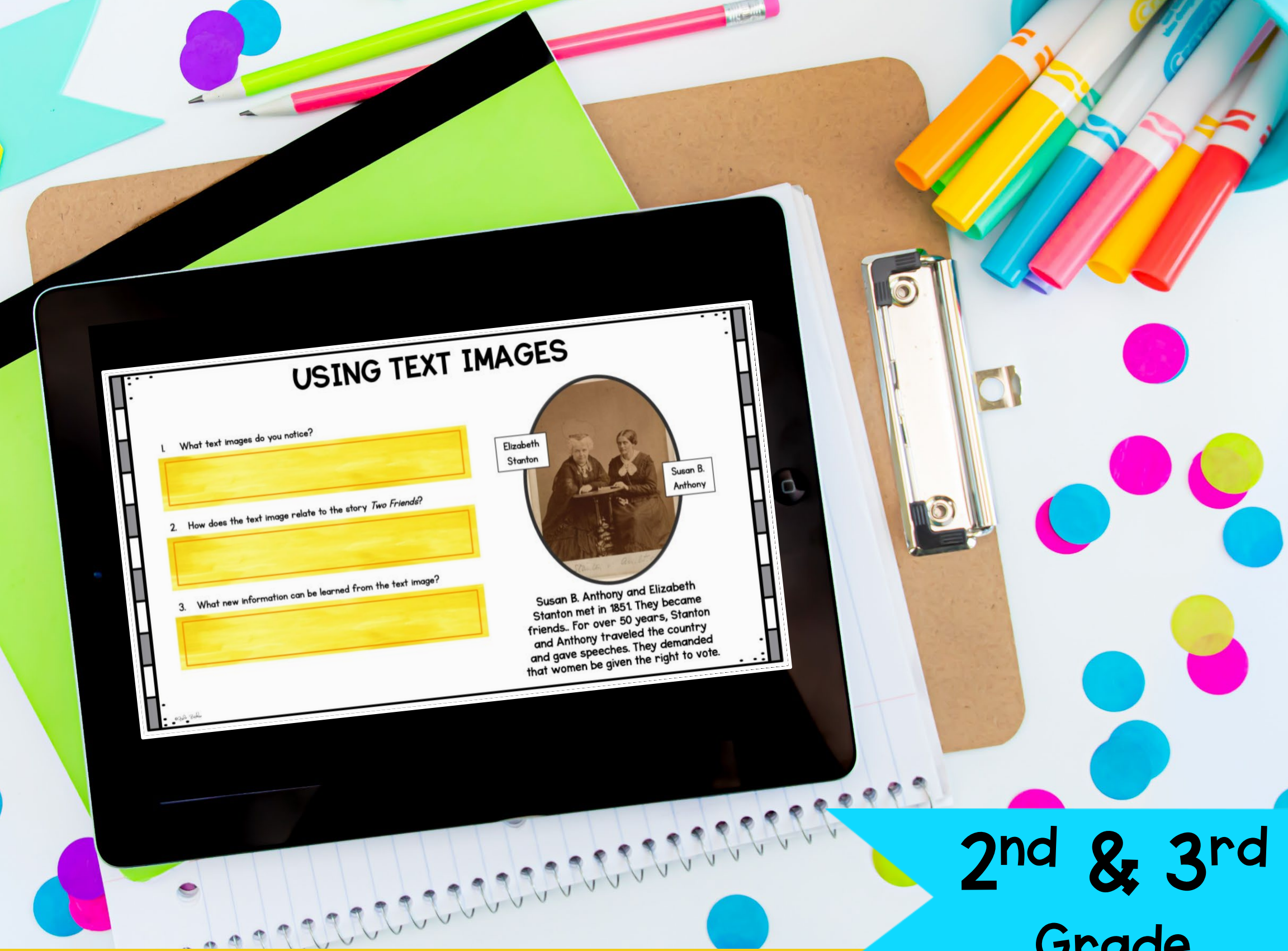

2nd & 3rd Grade

Nonfiction Images

DIGITAL Mini lessons

MagiCORE

Let's Listen!
Listen to Moon's First Friends by Susanna Leonard Hill.
MOON'S FIRST FRIENDS
YouTube Channel
simicrane

Let's Practice!

Label the text images.

Answer the questions using the text *Moon's First Friends* and the related text images.

1. When was the Apollo 11 voyage?

What image helped you?

2. What two presents did the Apollo 11 astronauts leave the moon?

3. How do astronauts survive in space?

What image helped you?

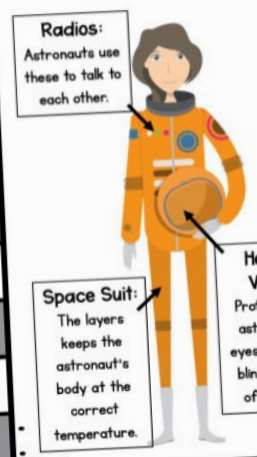

GUIDED READERS

Printable & Digital

LEXILE®

2nd - 3rd Grade

Magic CORE

text & images

Drawing of the diagram:

740L

Text & Images

How to Make a Kite

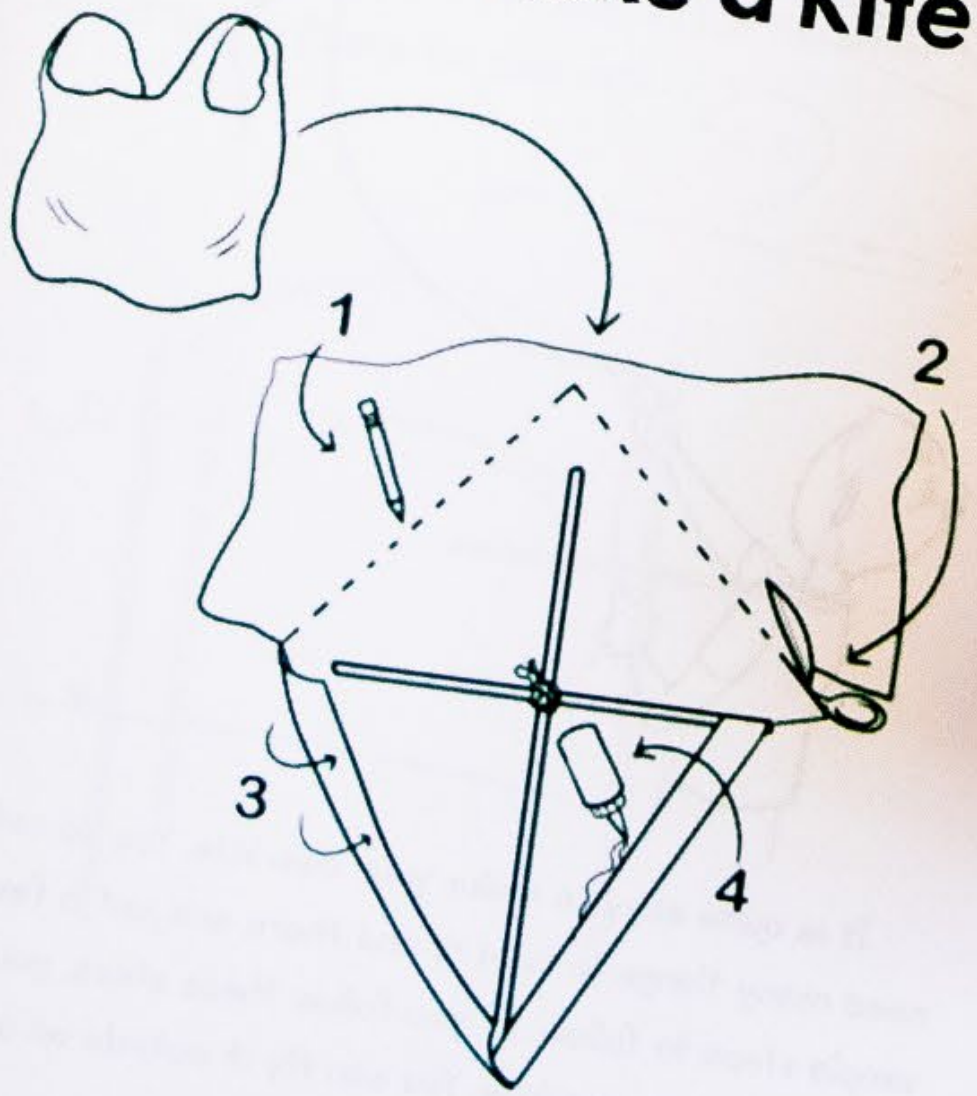

It is easy to make a kite. You do not need many things. There are a few simple steps. They are easy to follow. Soon, you will have your own kite. You can fly it on a windy day.

First, you will need two sticks. One stick should be long. The other one should be shorter. Place the short stick across the long stick. It should look like the letter t. This will be the frame for your kite.

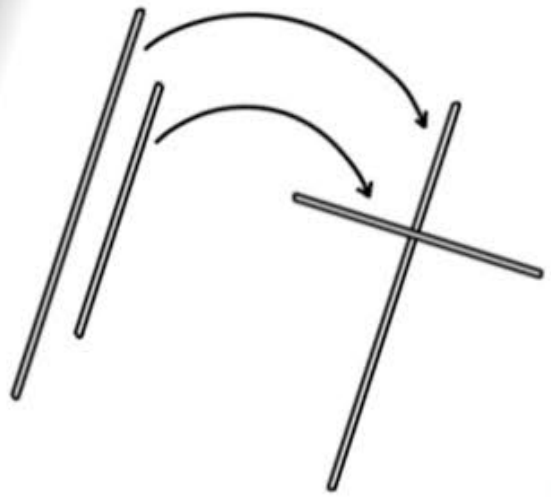

Name: _____ Date: _____

Text & Images

Text Images

Directions: Choose 2 diagrams from the book. Explain how they help you understand the text.

Drawing of the diagram:

How it helps me understand the text:

Drawing of the diagram:

How it helps me understand the text:

NONFICTION | 2ND & 3RD GRADE | RI.2.7 / 3.7

NONFICTION IMAGES

LEXILE®

Nonfiction Images

1. How does the bottlenose dolphin's size compare to a human? How does their habitat affect their size?

Bottlenose dolphins are much larger than humans.

Image that helped me illustration comparing humans to dolphins.

2. Where d... e?

orld, except far north and sou...

name?

heir names beca... their ...tle.

e purpose of the blow... ?

top of the ...lphins head ...g.

which body p... does the bottlenose dolphin use to ...

together to catch schools ...

Level: 580

Nonfiction Images Name: _____ Date: _____

Bottlenose Dolphins

Bottlenose dolphins are the most common members of the dolphin family. The bottlenose dolphin is a favorite marine mammal of many people. They are known for being graceful, friendly, and intelligent.

Bottlenose dolphins are grey. They are usually 2-4 meters long. Bottlenose dolphins weigh between 330-1,430 pounds. Their habitat affects their size. Dolphins that live in warmer waters tend to be smaller. The bottlenose dolphin gets its name from its snout that is shaped like a bottle. They have blowholes on the tops of their heads for breathing.

Bottlenose dolphins eat fish. They often hunt together to catch schools of fish. They are able to find fish by using echolocation. Echolocation is when dolphins release sounds and listen for the return echoes. This helps them know where the fish are located.

Bottlenose dolphins use sound to communicate. ...eak and whistle to each other. They also use ... to communicate. They jump from the ...eir tails. Bottlenose dolphins are very ...e is close to humans and apes. ...al animals.

They a... ...scinating mammals. We Bottle... ...telligent creatures.

Bottlenose dolphins live in the dark areas.

Bottlenose size compared to humans



Print & Digital

MagCORE

WHAT'S INCLUDED?

TEN 2nd & 3rd Grade DIGITAL and PRINTABLE PDF nonfiction passages & TWO assessments!

- Aligned with 2nd & 3rd Grade Lexile Levels
- Includes Nonfiction Text Features Example Charts
- Students can highlight the text for easy comprehension

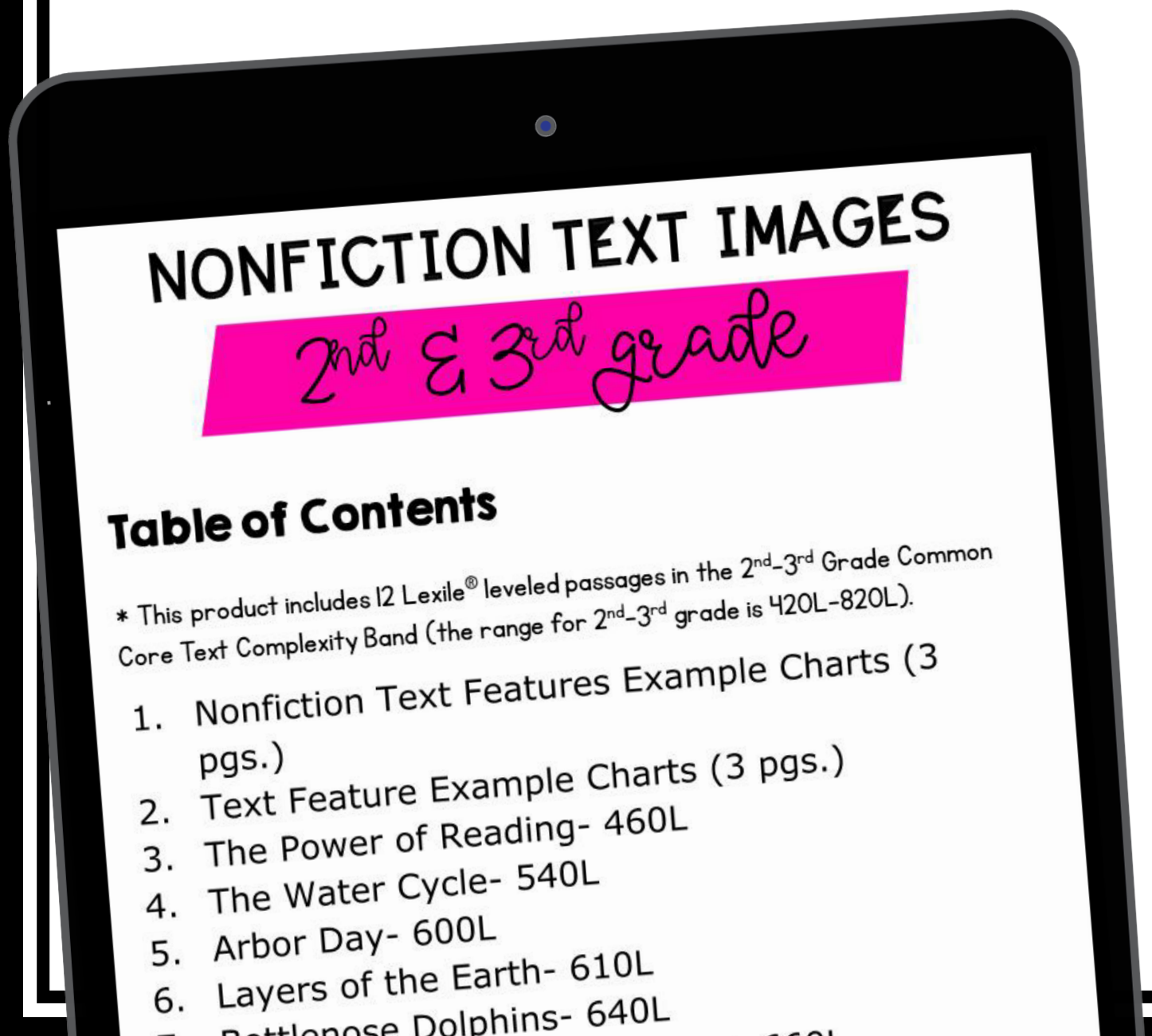

Created with GOOGLE SLIDES

LEXILE®

NONFICTION PASSAGES

460L

Nonfiction Images Name: _____ Date: _____

The Power of Reading

Reading is powerful. There are many benefits to reading every day. Reading improves language. Readers have a larger vocabulary than non readers. Reading increases comprehension. It improves concentration. Reading helps memory. Readers communicate better. Children develop skills when parents read aloud. Reading prepares children for school. Readers tend to do well in all subjects. Children who read make more money when they grow up. For all of these benefits, read 20 minutes each day!

Minutes Spent Reading Each Day	Minutes Read in a School Year	# of Words Read Each Year	School Days Read by the End of 6th Grade
20 minutes	3,600	1,800,000	60 days
5 minutes	900	282,000	12 days
1 minute	180	8,000	3 days

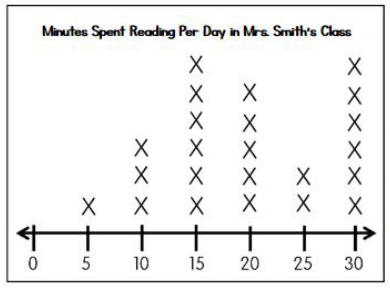

Children read 2,151 books in 30 days in the Wild About Reading Read-A-Thon

Color-coded highlighting supports student comprehension. In Google Slides, students can highlight as they read!

After reading, students type their answers in the text boxes using text evidence.

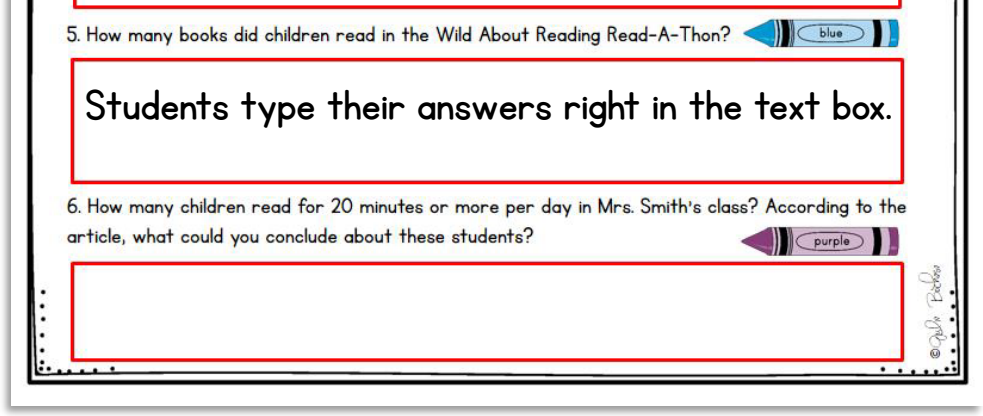

ASSESSMENTS

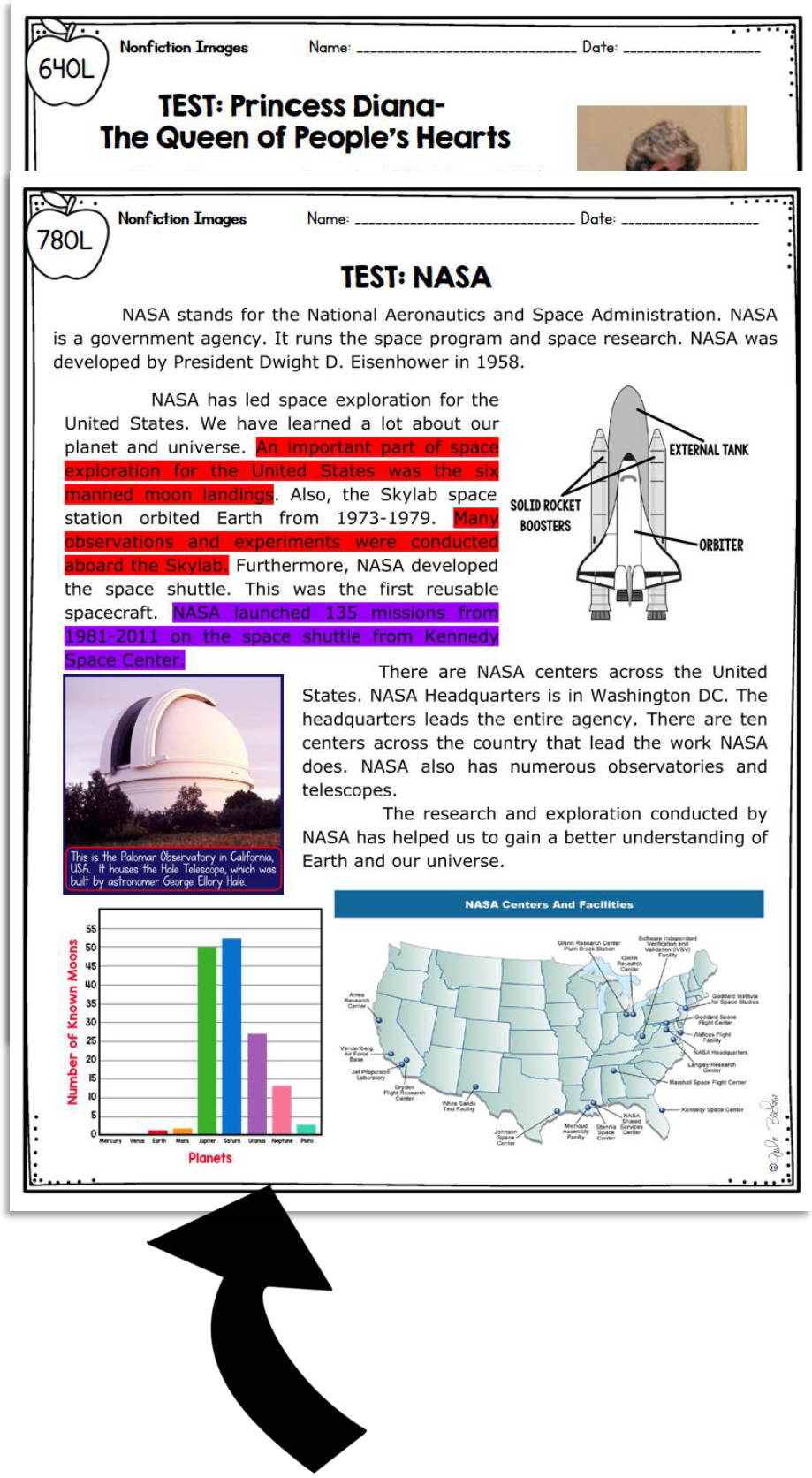

640L

Nonfiction Images Name: _____ Date: _____

TEST: Princess Diana- The Queen of People's Hearts

780L

Nonfiction Images Name: _____ Date: _____

TEST: NASA

NASA stands for the National Aeronautics and Space Administration. NASA is a government agency. It runs the space program and space research. NASA was developed by President Dwight D. Eisenhower in 1958.

NASA has led space exploration for the United States. We have learned a lot about our planet and universe. An important part of space exploration for the United States was the six manned moon landings. Also, the Skylab space station orbited Earth from 1973-1979. Many observations and experiments were conducted aboard the Skylab. Furthermore, NASA developed the space shuttle. This was the first reusable spacecraft. NASA launched 135 missions from 1981-2011 on the space shuttle from Kennedy Space Center.

There are NASA centers across the United States. NASA Headquarters is in Washington DC. The headquarters leads the entire agency. There are ten centers across the country that lead the work NASA does. NASA also has numerous observatories and telescopes.

The research and exploration conducted by NASA has helped us to gain a better understanding of Earth and our universe.

This is the Palomar Observatory in California, USA. It houses the Hale Telescope, which was built by astronomer George Ellory Hale.

Color coded highlighting can also be done on the assessments!

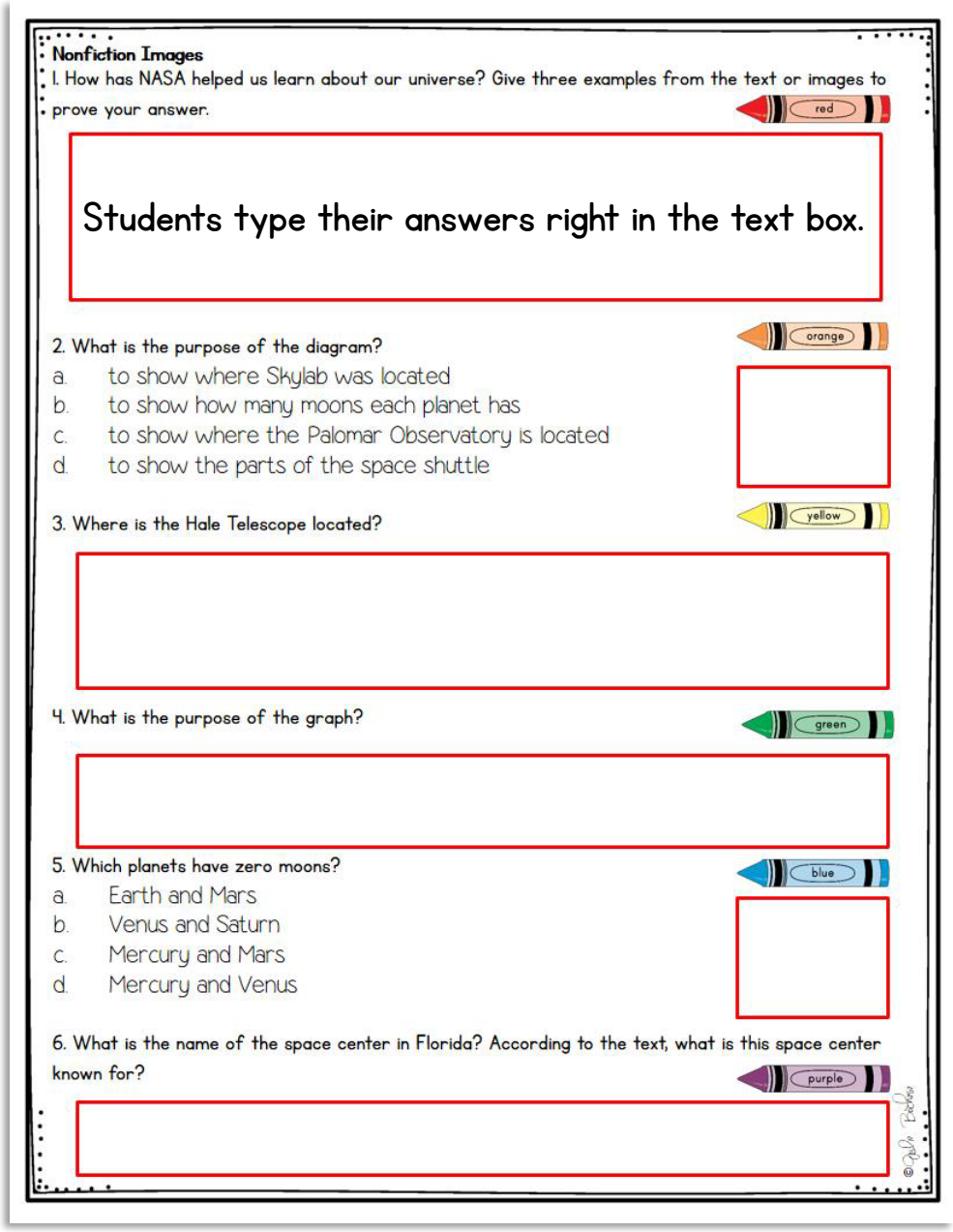

Nonfiction Images

1. How has NASA helped us learn about our universe? Give three examples from the text or images to prove your answer. red

Students type their answers right in the text box.

2. What is the purpose of the diagram? orange
   a. to show where Skylab was located
   b. to show how many moons each planet has
   c. to show where the Palomar Observatory is located
   d. to show the parts of the space shuttle

3. Where is the Hale Telescope located? yellow

4. What is the purpose of the graph? green

5. Which planets have zero moons? blue
   a. Earth and Mars
   b. Venus and Saturn
   c. Mercury and Mars
   d. Mercury and Venus

6. What is the name of the space center in Florida? According to the text, what is this space center known for? purple

This resource also includes TWO tests with different Lexile Levels for student assessment.

Nonfiction Text Features: Images

Text Feature	Example	Purpose
Chart/ Table	PLANET / AVERAGE TEMPERATURE MERCURY: -297°F TO 800°F VENUS: 896°F EARTH: 57°F MARS: -81°F JUPITER: -202°F SATURN: -202°F URANUS: -328°F NEPTUNE: -328°F PLUTO: -378°F	-Organizes data
Graph	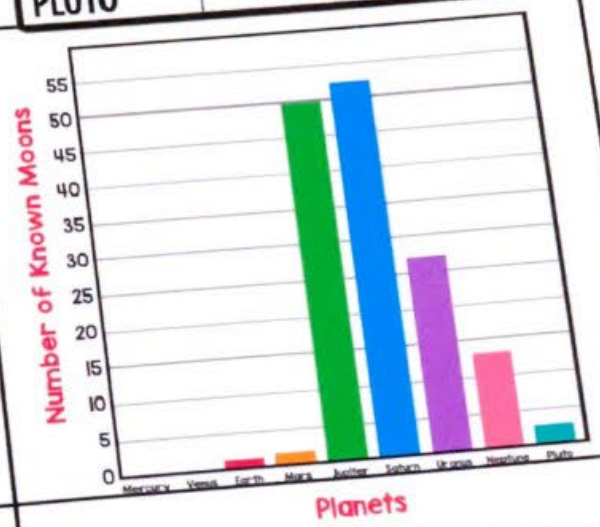	-Shows data in a visual format -Different types of graphs include bar graphs, line graphs, and pie charts
Map		-Shows locations

Nonfiction Images Name: _____ Date: _____

Bottlenose Dolphins

ottlenose dolphins are the most common members of the dolphin family. The ose dolphin is a favorite marine mammal of many people. They are known for being ful, friendly, and intelligent.

Bottlenose dolphins are grey. They are usually 2-4 rs long. Bottlenose dolphins weigh between 330-0 pounds. Their habitat affects their size. Dolphins t live in warmer waters tend to be smaller. The ttlenose dolphin gets its name from its snout that is aped like a bottle. They have blowholes on the tops of eir heads for breathing.

Bottlenose dolphins live in the dark areas.

Bottlenose dolphins eat fish. They often hunt together to catch schools of fish. They are able to find fish by using echolocation. Echolocation is when dolphins release sounds and listen for the return echoes. This helps them know where the fish are located.

Bottlenose dolphins use sound to communicate. They squeak and whistle to each other. They also use body language to communicate. They jump from the water and slap their tails. Bottlenose dolphins are very smart. Their intelligence is close to humans and apes. They are also very emotional animals.

Bottlenose dolphins are fascinating mammals still have a lot to learn about these intelligent cre

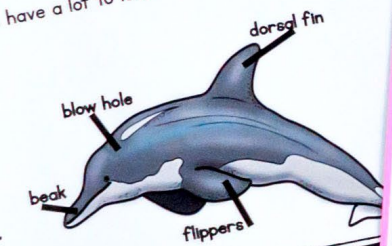

Nonfiction Images Name: _____ Date: _____

Level: 540

How to Read a Nutrition Label

Your health is important. One of the major factors of health is the food you eat. You can make good food choices if you know how to read a nutrition label.

1. **Serving Size**: Pay attention to the serving size. The serving size tells you how much food is included in the nutrition facts. If you eat more than one serving, you will have to increase the nutrition facts below.
2. **Calories**: Check how many calories are in your food. You want to make sure that you eat the right amount of calories for your size.
3. **"Bad" Nutrients**: Limit these nutrients. If these numbers are high, this food is unhealthy. Only eat a small amount as a special treat.
4. 4. **"Good" Nutrients**: These nutrients are heathy. You want to eat enough of these every day.
5. 5. **% Daily Value**: This category tells you the percentage of each nutrient that the food contains. This is based on how much you should have in a day. You want the "bad" nutrients to have low percentages. The "good" nutrients should have high percentages.

Nutrition Facts
Serving Size 2/3 cup (55g)
Servings Per Container About 8

Amount Per Serving	
Calories 230	Calories from Fat 40
	% Daily Value*
Total Fat 8g	**12%**
Saturated Fat 1g	**5%**
Trans Fat 0g	
Cholesterol 0mg	**0%**
Sodium 160mg	**7%**
Total Carbohydrate 37g	**12%**
Dietary Fiber 4g	**16%**
Sugars 1g	
Protein 3g	
Vitamin A	10%
Vitamin C	8%
Calcium	20%
Iron	45%

* Percent Daily Values are based on a 2,000 calorie diet. Your daily value may be higher or lower depending on your calorie needs.

	Calories:	2,000	2,500
Total Fat	Less than	65g	80g
Sat Fat	Less than	20g	25g
Cholesterol	Less than	300mg	300mg
Sodium	Less than	2,400mg	2,400mg
Total Carbohydrate		300g	375g
Dietary Fiber		25g	30g

Knowing how to read a nutrition label can help you make important choices about your health. Pay attention to what you eat!

Age	Calories Per day	
	Females	Males
4-8	1,400-1,600	1,400-1,600
9-13	1,600-2,000	1,800-2,200
14-18	2,000	2,400-2,800

recommended food intake by food groups

Nonfiction Images Name: _____ Date: _____

Level: 680

TEST: Princess Diana- The Queen of People's Hearts

Diana Frances was born in 1961 into a British noble family. She was the fourth of five children in her family. Diana grew up in one of Queen Elizabeth II's houses. Diana always struggled in school. She loved music, swimming, and dance.

Diana married Charles, Prince of Wales, on July 29, 1981. Their wedding was watched by more than 750 million people on T.V. It was described as a fairy tale come true. When Diana became a princess, she had royal duties. She represented the Queen at functions and did countless charity work.

Charles and Diana had two sons, Prince William and Prince Harry. Diana made her children a priority. She wanted her children to experience as many normal things as possible. She took them to Disney World and McDonald's, and she involved ther

Princess Di in 1985

a and Prince Charles divorced
of negative media attention af
ll considered a princess, Diana

t 31, 1997, Diana died in a car c
ople all around the world. The
her. Diana lives on today throu
for her beauty, kindness, and

Princes

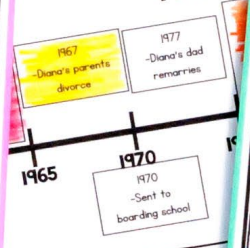

Nonfiction Images Name: _____ Date: _____

Level: 790

TEST: NASA

NASA stands for the National Aeronautics and Space Administration. NA agency that runs the space program and space research. NASA was developed Dwight D. Eisenhower in 1958.

NASA has led space exploration for the United States. We have learned a lot about our planet and universe due to this space exploration. An important part of space exploration for the United States was the six manned moon landings. Also, the Skylab space station orbited Earth from 1973-1979. Many observations and experiments were conducted aboard the Skylab. Furthermore, NASA developed the space shuttle. This was the first reusable spacecraft. NASA launched 135 missions from 1981-2011 on the space shuttle from Kennedy Space Center.



There are NASA centers across the United Headquarters is in Washington DC. The headquart entire agency. There are ten centers across the lead the work NASA does. NASA also has numerou observatories and telescopes.

The research and exploration conducted by helped us to gain a better understanding of Earth universe.

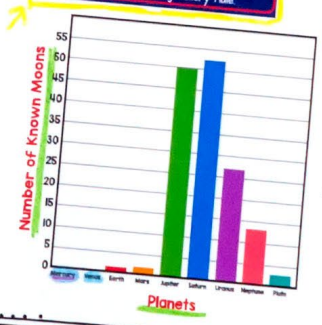

TEXT FEATURES

task cards

2nd & 3rd GRADE

11. Text Features

A
Amphibian.....1-3, 14, 24

B
Bulges.....17

C
Capillary.....27
Cold-blooded.....12-13, 16, 31

S
Skin.....14, 21, 35
Shed.....14, 21
Spawn.....7-9

T
Tadpole.....17

What text feature is being shown?

a. Index
b. Glossary
c. Key words
d. Table of Contents

12. Text Features



What text feature is being shown?

a. Chart
b. Diagram
c. Illustration
d. Photograph

15. Text Features

What text feature is being shown?

a. Chart
b. Labels
c. Cut away
d. Photograph

16. Text Features

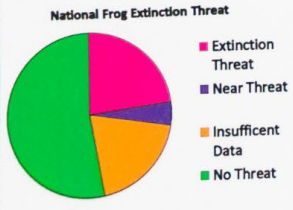

What text feature is being shown?

a. Labels
b. Chart
c. Caption
d. Bold print

13. Text Features

A

aerobic (el ro bihk): describes an organism that needs oxygen to live.
amphibian (aem fi bi ən): a small, cold-blooded animal that spends part of its life cycle in water and part of its life cycle on land. It hatches in water and breathe s with gills, then develops lungs as an adult.
amphibious (aem fi bi əs): able to live on land and in water.

B

Bask (baesk): to lie in a warm, calm place.
Batracho (buh-TRAK-oh): the Greek term for *frog*.

What text feature is being shown?

a. Index
b. Glossary
c. Key words
d. Table of Contents

MagiCORE

Answer Sheet

Name: _____ Date: _____

Card #	Answer	Type of Text Feature
1.	A	Navigating
2.	C	Supporting info
3.	D	Navigating
4.	B	Navigating
5.	A	Image
6.	C	Image
7.	D	
8.	C	
9.	C	
10.	B	Paint
	A	
	C	
	B	Image
		Image
17.		
18.		info
19.		
20.	A	

Card #	Answer	Type of Text Feature
21.	D	
22.	C	Image
23.	A	
24.	A	
25.	D	Navigating
26.	C	
27.	D	
28.	A	Supporting info
29.	D	
30.	B	Navigating
31.	B	
32.	D	
33.	A	Image
34.	C	
35.	C	Paint
36.	D	
37.	A	
38.	A	Image
39.	C	Navigating
40.	B	Navigating

Card #	Answer	Type of Text Feature
41.	B	Image
42.	D	Image
43.	A	Image
44.	B	
45.	C	
46.	D	
47.	C	Paint
48.	A	
49.	D	
50.	A	Supporting info
51.	C	Navigating
52.	A	
53.	B	
54.	D	Paint
55.	A	
56.	C	Image
57.	B	
58.	B	
59.	A	
60.	A	Supporting info

Card #	Answer	Type of Text Feature
46.	B	Electronic search
62.	D	Electronic search
63.	A	
64.	D	Electronic search
65.	A	
66.	B	Electronic Search

14. Text Features

What text feature is being shown?

a. Close up
b. Diagram
c. Illustration
d. Photograph

15. Text Features

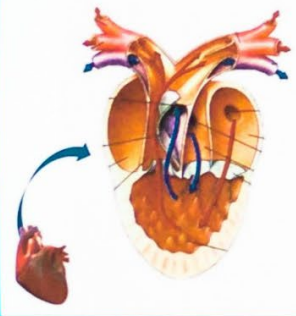

What text feature is being shown?

a. Chart
b. Labels
c. Cut away
d. Photograph

16. Text Features

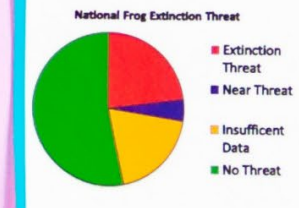

What text feature is being shown?

a. Labels
b. Chart
c. Caption
d. Bold print

10. Text Features

What text feature is being shown?

a. Subheading
b. Italic print
c. Bold print
d. Key words

9. Text Features

Frogs are considered one of the most adaptable species in the world, since they have roamed the Earth for the past *190 million years*. They can survive on land and in water, and there is at least one species of frog virtually anywhere fresh water can be found. Frogs, like all amphibians, are cold-blooded animals, so their body temperature changes as the temperature in their environment changes.

What text feature is being shown?

a. Chart
b. Labels
c. Keywords
d. Subheading

TEXT FEATURES
Digital Task Cards

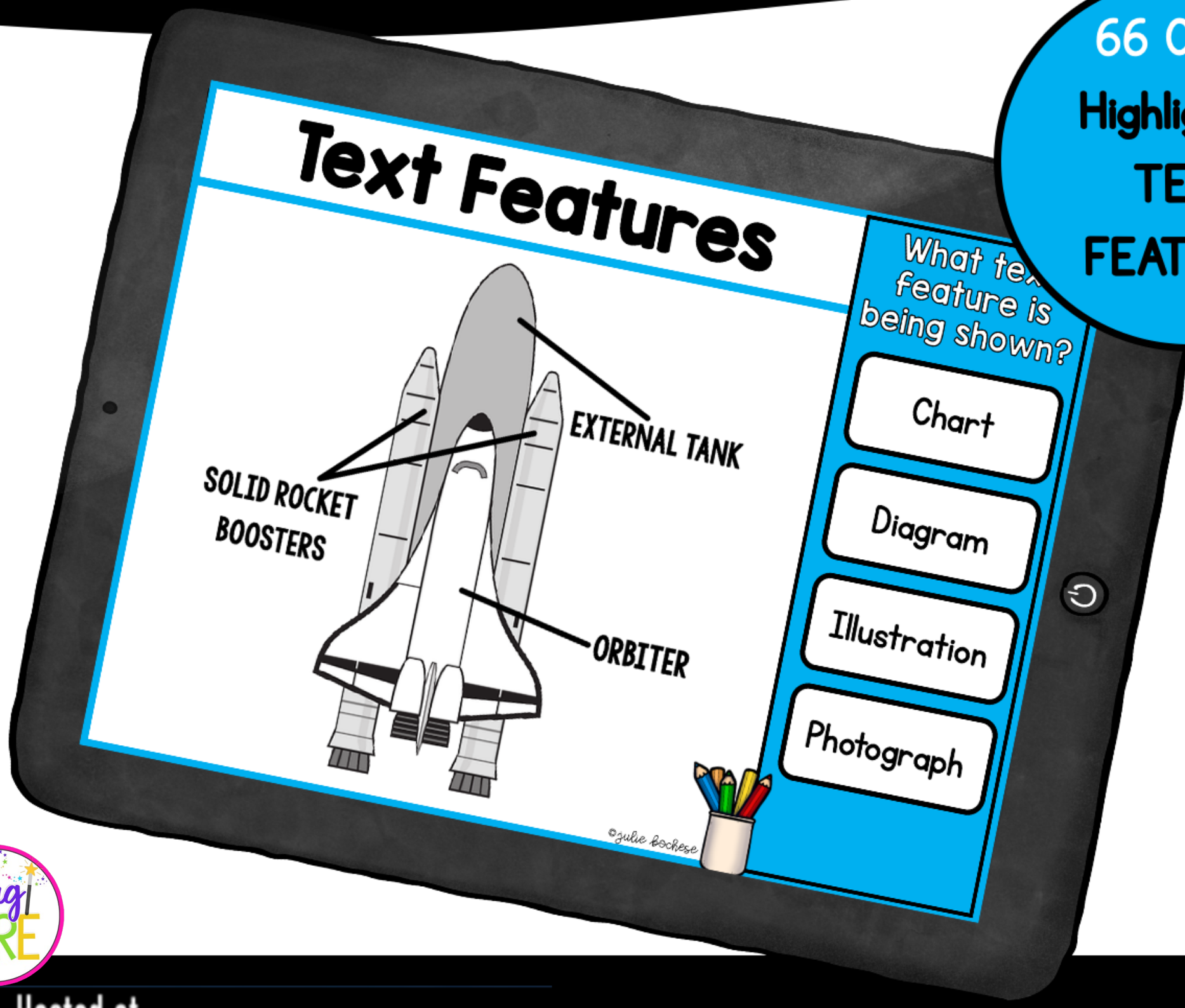

66 Cards Highlighting TEXT FEATURES

Hosted at boomlearning

BOOM CARDS

TEXT FEATURES & IMAGES BOOM CARDS

2nd & 3rd Grade

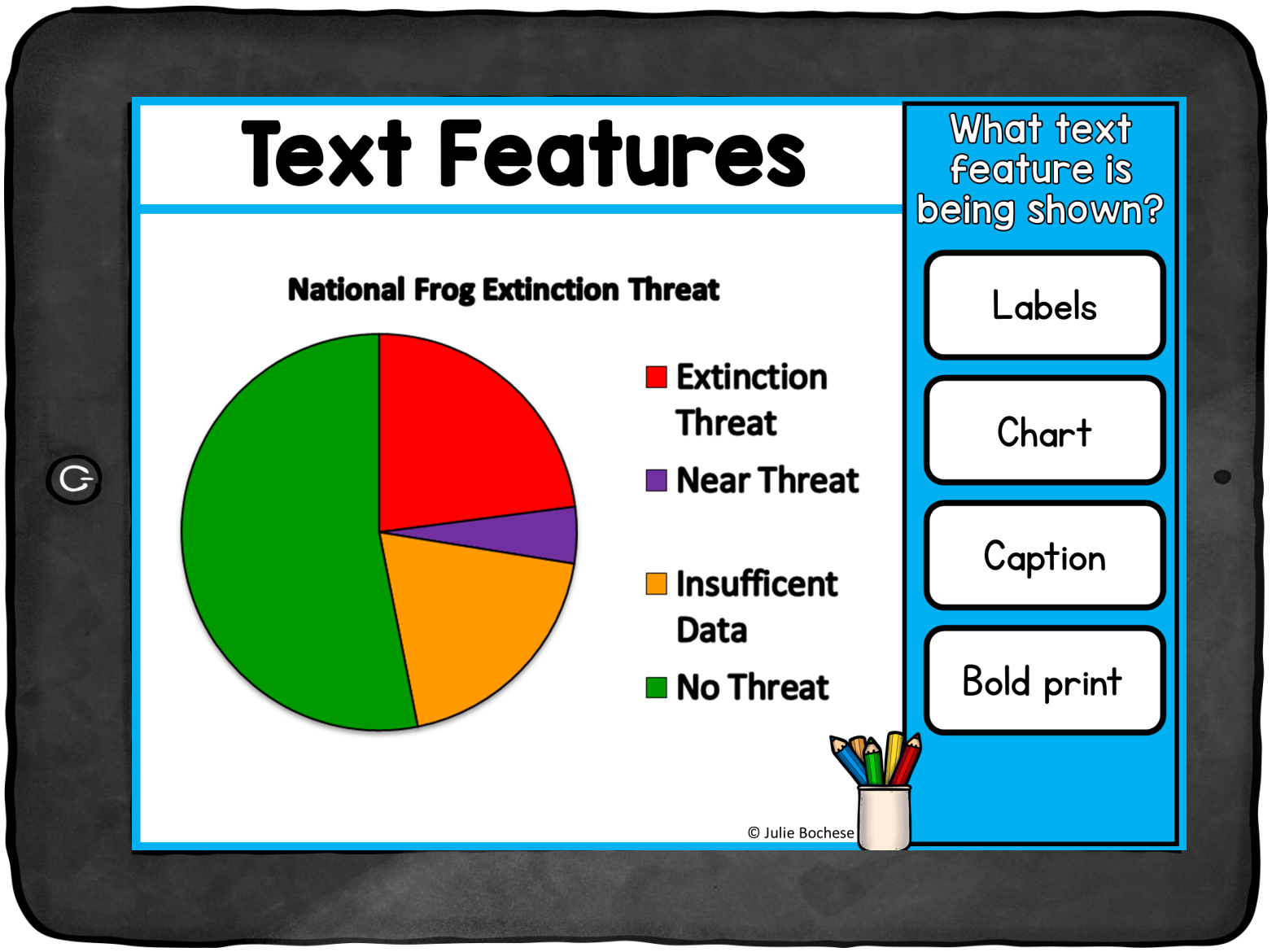

Click Here for a Playable Preview!

- Digital & Interactive
- Self Grading Multiple-Choice Questions
- Includes Audio

You may be eligible for a free trial from Boom Learning. Read here for details: http://bit.ly/BoomTrial. If you choose not to stay on a premium account after your free trial, you will still be able to assign all your Boom Cards to as many students as you see fit using Fast Play pins (which give instant feedback for decks that are self-grading).
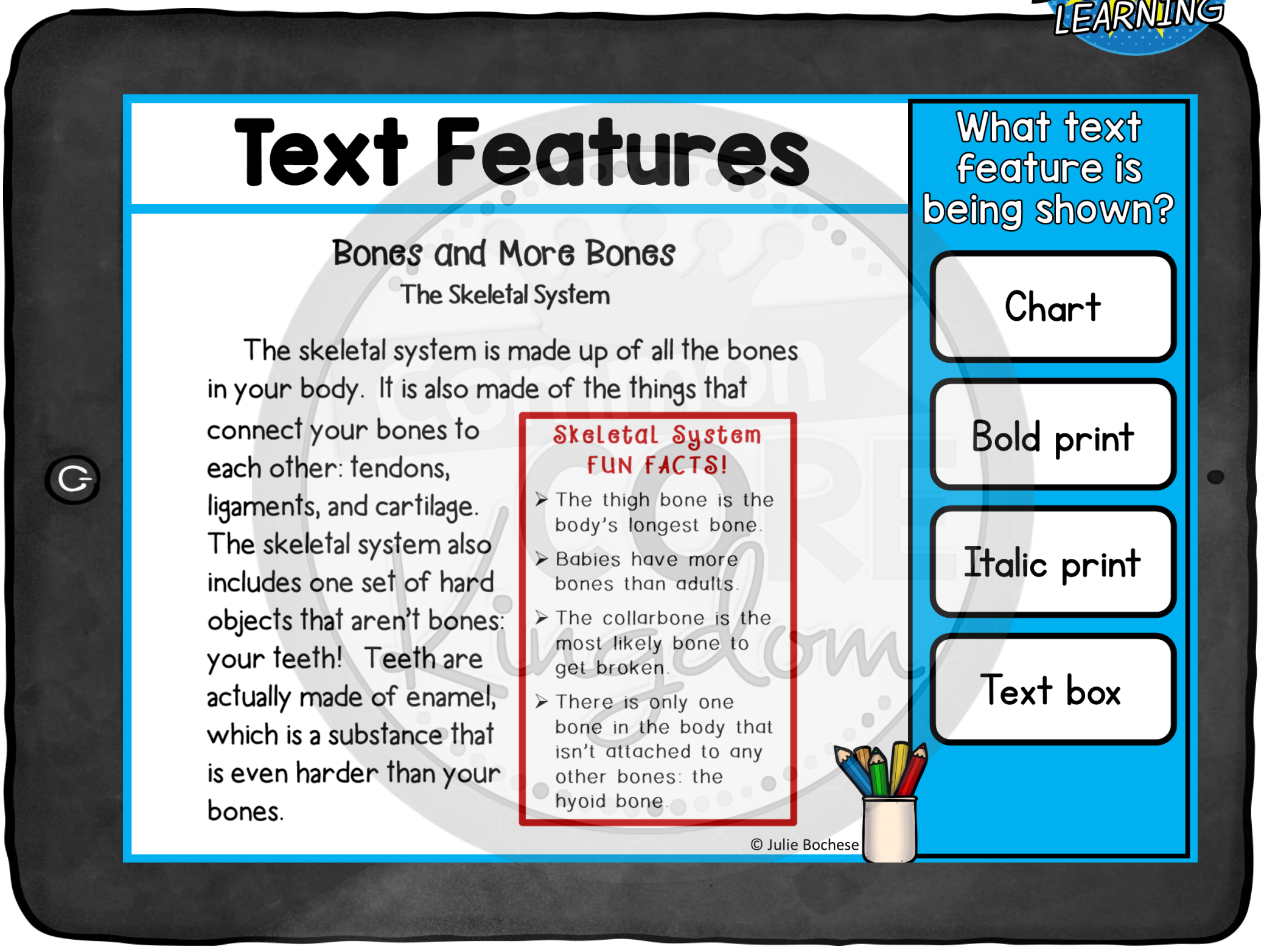
TEXT FEATURES & IMAGES BOOM CARDS