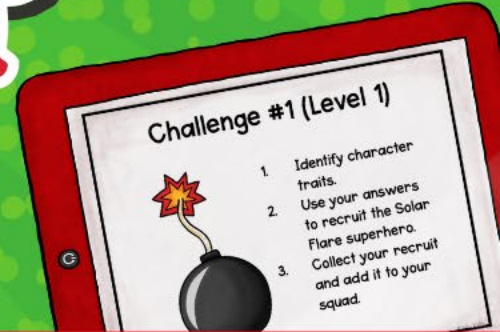


2nd & 3rd Grade

Characters



Superhero Squad Escape Room



PRINTABLE • GOOGLE • WEBSCAPE™



Mad men! Evil scientists! A world in danger! We need not just one hero, but a team! Will you assemble the best of the best and turn back the forces of evil?

1. Recruit the Solar Flare superhero.
2. Recruit the Lady Lightning superhero.
3. Recruit the Hunter superhero.
4. Recruit the Midnight superhero.

After each challenge **Let's Go!** hero you recruited and add it to your squad.

Superheroes, Assemble!

Students won't realize they are practicing Characters skills! They will be immersed in the storytelling and our original videos as they complete reading comprehension challenges.

Learn more!



Challenge #2

1. Evaluate how characters respond to problems to answer the questions.
2. Submit your answers to recruit Lady Lightning.
3. Collect your recruit and add it to your squad.



Lady Lightning

Enter your answers in the Superhero Decoder to recruit Lady Lightning.



Scan the QR code or [click here](#) to view the video.



DO NOT go to the next page until prompted to do so by the Decoder!

1. Characters

I'm not sure what happened. One moment I was stopped, and the next I was flying down the hill. My wheels were spinning fast, and I was bouncing in my seat. I was holding on tight, trying not to fall off. The handlebars felt slippery in my sweaty hands. I could hear my brother yelling to me from the top of the hill. I couldn't understand most of what he was saying, but I heard the words "Hold on!" many times. I closed my eyes tightly. I'm not sure why, it just felt safer. Still holding on, I felt the ground beneath me flatten. My bike started to slow, and things got quiet. I opened my eyes as my bike slowed to a stop. I placed my feet on the ground to keep from tipping over and looked around. Out of breath and shaking, I look back at my brother, who was biking down the hill toward me.

What problem is the main character facing?


- a. They are lost on their bike ride.
- b. They are biking too fast down a hill.
- c. They were pushed down the hill by their brother.
- d. Their bike wheels are flat and it is making them bounce.

4 Reading Challenges

- Challenges focused on Context Clues
- Each challenge takes about 20-30 minutes
- 19 short fiction passages
- Multiple choice questions
- Passages in 2nd-3rd Grade Text Complexity band (420L-820L)
- Passages and questions are scaffolded


Learn more!






Challenge #1 (Level 1)

1. Identify character traits.
2. Use your answers to recruit the Solar Flare superhero.
3. Collect your recruit and add it to your squad.




Solar Flare

Enter your answers in the Superhero Decoder to recruit Solar Flare.



DO NOT go to the next page until prompted to do so by the Decoder!

Scan the QR code or [click here](#) to view the video.



1. Characters


Henry ran faster and faster. He had been running for a while but like he hadn't gone anywhere. His surroundings were exactly the same. He pushed himself to run harder and faster, wanting to catch up with the others. His little hamster legs were short and skinny, but strong. He told himself that he could do it. A few minutes later he ran out of breath from running so hard. He had to take a break. He quickly stopped. It was only once he caught his breath that he realized he had been running on his wheel, not the ground!

What trait best describes Henry the hamster?

- a. weak
- b. determined



4 Reading Challenges

- Themed videos integrated throughout the Escape Room to keep kids engaged.
 - Students work in groups, partners, or independently.
- Learn more! 

2. Characters

Home alone on a rainy day, Jamie kept busy with dance moves. Suddenly, the doorbell rang, and she started dancing on the porch. She didn't see anyone, so she started to dance. The doorbell rang again a few seconds later, and she started dancing on the peep hole this time. Again, no one. Who was it? She was a little bit nervous! Was someone playing a trick on her? The doorbell rang again, and she looked out the door for a better view. She saw movement low to the ground. It was a person ringing the doorbell at all! It was M...

What trait best describes Jamie?

- a. tricky
- b. careful
- c. curious
- d. inquisitive

1.

Characters

Henry ran faster and faster. He had been running for a while but felt like he hadn't gone anywhere. His surroundings were exactly the same. He pushed himself to run harder and faster, wanting to catch up with the others. His little hamster legs were short and skinny, but strong. He told himself that he could do it. A few minutes later he ran out of breath from running so hard. He had to take a break. He quickly stopped. It was only once he caught his breath that he realized he had been running on his wheel, not the ground!

What trait best describes Henry the hamster?

- a. weak

3.

Characters

Mateo didn't like bowling - not even a little bit. This was his best friend's birthday party, though, and he had decided to try. He looked back at all his classmates watching. Mateo smiled nervously and turned back around. He took a deep breath and lifted his arm back. Swinging forward with power, he let go of the ball. Everyone watched as the ball flew three lanes over and crashed into a gutter. The whole class started laughing loudly. After a second of shock, Mateo started laughing too. He'd rather laugh along with his class than feel embarrassed! And after all, he did try!

What character trait best describes Mateo?

brave

kind

curious




athletic

3 Versions

- Print
- Google Slides
- Webscape™ (Our most popular experience)

Learn more!



	PDF 	Google Slides 	Webscape™ 
Format Type	Printable	Digital	Digital
Device	N/A	Any Device	Any Device
Required Prep	Print & Go	Copy & Share	Zero Prep
Student Answers	Printable Answer Pamphlet	Google Sheets Decoder Tool	Integrated Challenge Hub
Self Correcting	Includes Answer Key	Self Correcting	Self Correcting
Custom Videos	QR Codes	Embedded You Tube	Embedded
Audio Readings	N/A	No Audio Readings	Contains Audio Readings
Navigation	N/A	Student Directed	Automatically Advancing
Extras	Early Finish Challenges	Movable Pieces	Interactive Animation

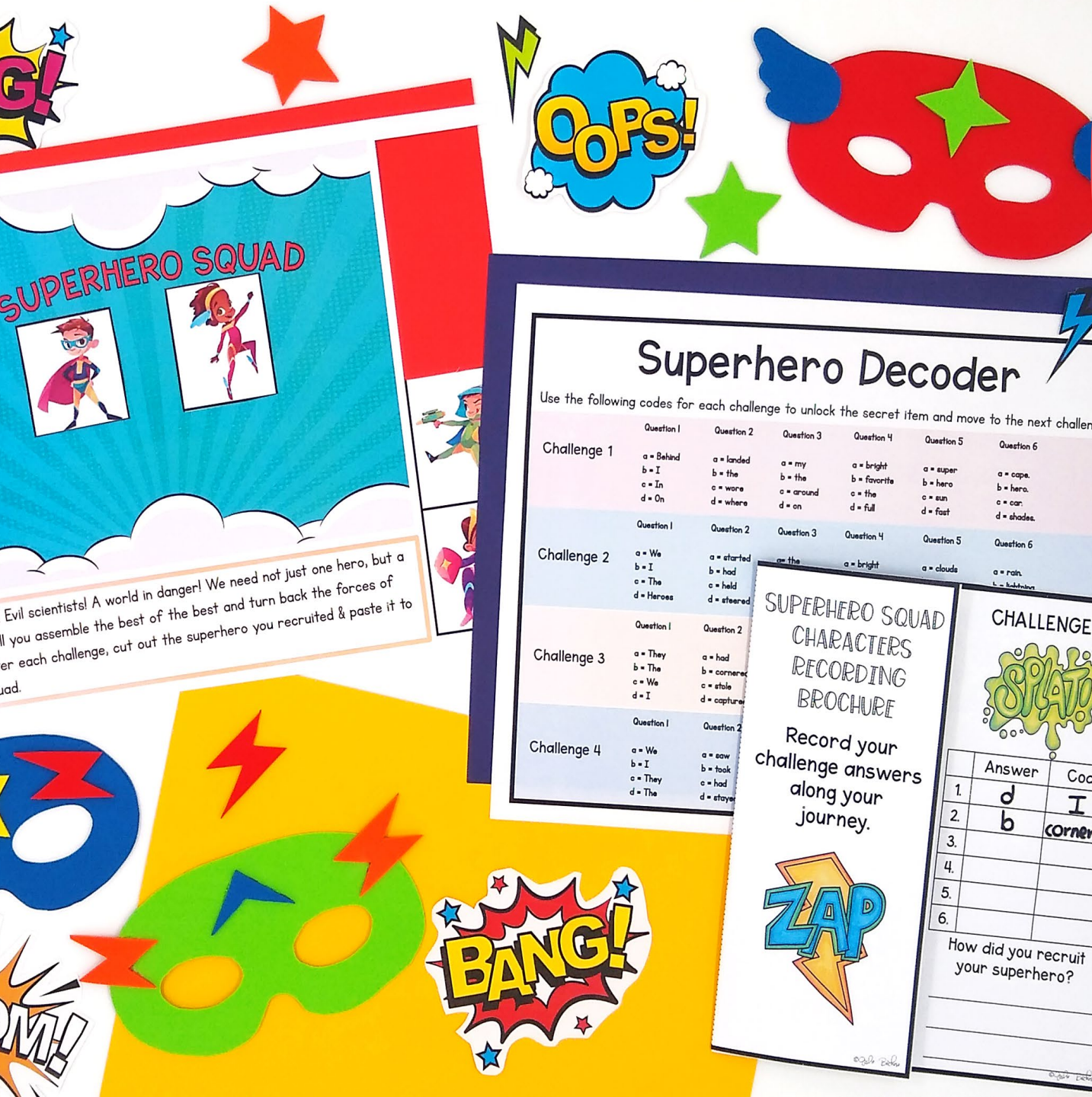
3 Versions

- Print
- Google Slides
- Webscape™ (Our most popular experience)

Learn more! 

Print

- Cut and paste stamps for each challenge
- Easy to follow
- Optimal for group or partner work
- Recording brochure for answers
- Self-checking decoder
- Certificate of completion



SUPERHERO SQUAD



Evil scientists! A world in danger! We need not just one hero, but a team. All you assemble the best of the best and turn back the forces of evil. For each challenge, cut out the superhero you recruited & paste it to your certificate.

Superhero Decoder

Use the following codes for each challenge to unlock the secret item and move to the next challenge.

Challenge	Question 1	Question 2	Question 3	Question 4	Question 5	Question 6
Challenge 1	a = Behind b = I c = In d = On	a = landed b = the c = wore d = where	a = my b = favorite c = around d = on	a = bright b = favorite c = the d = full	a = super b = hero c = sun d = fast	a = cape b = hero c = can d = shades.
Challenge 2	a = We b = I c = The d = Heroes	a = started b = had c = held d = steered	a = the b = the c = the d = the	a = bright	a = clouds	a = rain b = lightning
Challenge 3	a = They b = The c = We d = I	a = had b = cornered c = stole d = captured	Question 1	Question 2	Question 3	Question 4
Challenge 4	a = We b = I c = They d = The	a = saw b = took c = had d = stayed	Question 1	Question 2	Question 3	Question 4

SUPERHERO SQUAD CHARACTERS RECORDING BROCHURE

Record your challenge answers along your journey.



CHALLENGE 3



	Answer	Code
1.	d	I
2.	b	cornered
3.		
4.		
5.		
6.		

How did you recruit your superhero?

Learn more!

BANG!

OOPS!



Super Squad Leader

Ethan Smith

(Name)
has successfully completed the challenges presented and formed a superhero squad.

KA-POW!

April 16th

(Date)

Scan the QR code or [click here](#) to view the video.



©2018 [signature]



BOOM!



Print

- OOPS! Cards for differentiation

Ooops!

You lost track of your recruit!




YOU MUST STAY QUIET FOR MINUTES. NO SPEAKING!

OOPS!



Learn more!



Webscape™

Challenge #1

Click on each clue and answer the questions. Answer carefully, because the right answers will give you the clues to solve the challenge!

How did you recruit your superhero?

Clue #1: I
Clue #2: wore
Clue #3: my
Clue #4: favorite
Clue #5: 
Clue #6: 

- Most interactive experience
- Self correcting
- Embedded videos
- Embedded audio
- Animation
- Simple navigation

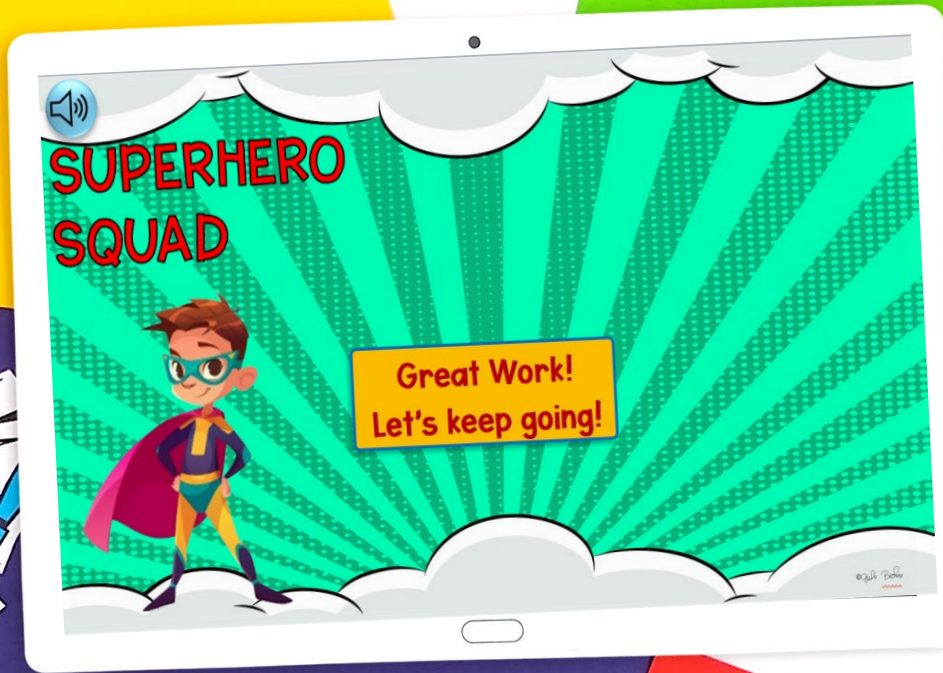
Learn more!



Webscape™

- No log ins or sign ups
- Works with any device that has an internet connection and web browser
- Zero prep! Just share the link with your students.

Learn more!



Google Slides

- One problem per slide
- Students drag to circle their answers

1.

Characters

I'm not sure what happened. One moment I was stopped, and the next moment I was flying down the hill. My wheels were spinning fast, and I was bouncing on the bike seat. I was holding on tight, trying not to fall off. The handlebars felt slippery in my sweaty hands. I could hear my brother yelling to me from the top of the hill. I couldn't understand most of what he was saying, but I heard the words "Hold on!" many times. I closed my eyes tightly. I'm not sure why, it just felt safer. Still holding on, I felt the ground beneath me flatten. My bike started to slow, and things got quiet. I opened my eyes as my bike slowed to a stop. I placed my feet on the ground to keep from tipping over and looked around. Out of breath and shaking, I look back at my brother, who was biking down the hill toward me.

What problem is the main character facing?

- They are lost on their bike ride.
- They are biking too fast down a hill.
- They were pushed down the hill by their brother.
- Their bike wheels are flat and it is making them bounce.

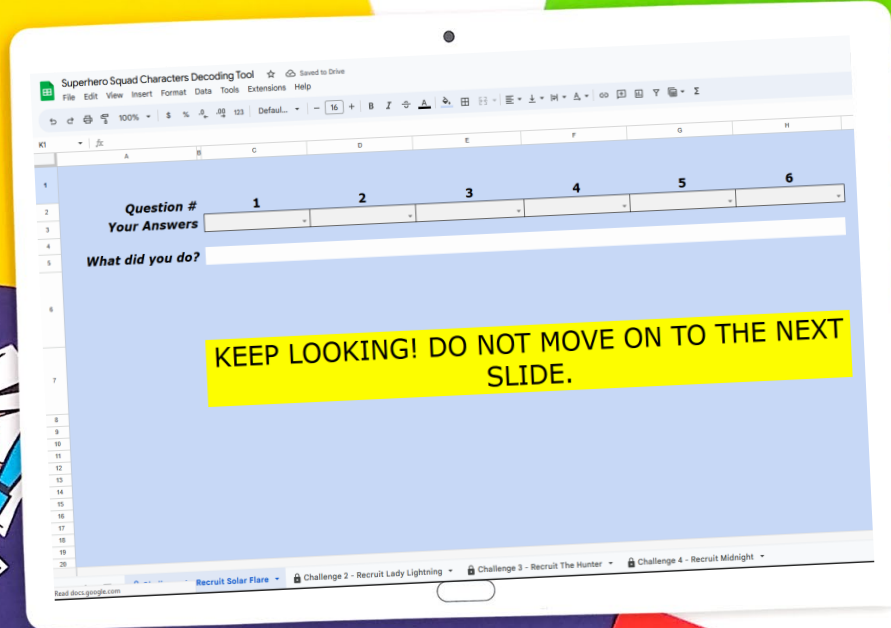
©2018 Edmentum

Learn more!



Google Slides

- Toggle to self-checking decoder
- Decoder will prompt at the end of each challenge whether students are correct or need to check their work.



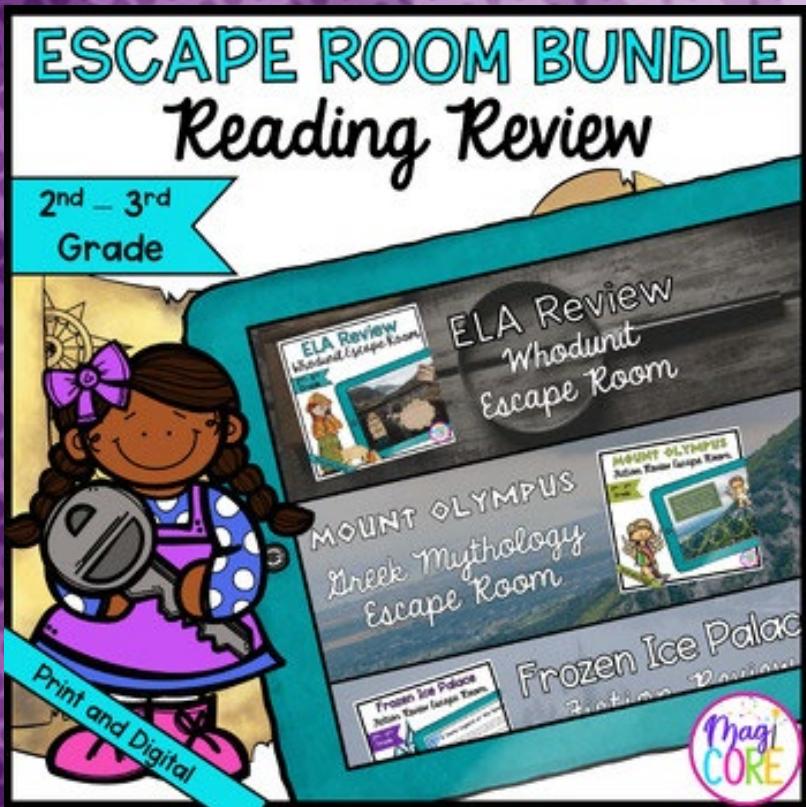
Learn more!



Looking for More?

ESCAPE ROOM BUNDLE Reading Review

2nd - 3rd
Grade



ELA Review Whodunit Escape Room

MOUNT OLYMPUS Greek Mythology Escape Room

Frozen Ice Palace Reading Review

Print and Digital

Magi CORE

This image shows a promotional card for an escape room bundle. On the left, a cartoon girl with a purple bow and a key stands next to a large tablet. The tablet displays three options: 'ELA Review Whodunit Escape Room', 'MOUNT OLYMPUS Greek Mythology Escape Room', and 'Frozen Ice Palace Reading Review'. A blue banner at the top left says 'ESCAPE ROOM BUNDLE Reading Review' and '2nd - 3rd Grade'. A blue banner at the bottom left says 'Print and Digital'. A circular logo at the bottom right says 'Magi CORE'.

ESCAPE ROOM BUNDLE Reading Comprehension

2nd - 3rd
Grade



Main Idea Wizarding Escape Room

Context Clues Pirate Themed Escape Room

Text Features Macaroni Themed Escape Room

Print and Digital

Magi CORE

This image shows a promotional card for an escape room bundle. On the left, a cartoon girl with a purple bow and a key stands next to a large tablet. The tablet displays three options: 'Main Idea Wizarding Escape Room', 'Context Clues Pirate Themed Escape Room', and 'Text Features Macaroni Themed Escape Room'. A purple banner at the top left says 'ESCAPE ROOM BUNDLE Reading Comprehension' and '2nd - 3rd Grade'. A purple banner at the bottom left says 'Print and Digital'. A circular logo at the bottom right says 'Magi CORE'.

Locked in the Library Dictionary Skills Escape Room

2nd - 3rd
Grade



You cleared the mystery section!

Everyone has their own idea of the best book to read. Agatha likes detectives, so you find her in the mystery section. It takes a lot of effort but you convince her to come find the others so you can all escape.

Print and Digital

Magi CORE

This image shows a promotional card for an escape room bundle. On the right, a cartoon girl with curly hair sits on the floor next to a large tablet. The tablet displays a scene from a library with a sign that says 'You cleared the mystery section!' and a text box with a paragraph about Agatha. A blue banner at the top left says 'Locked in the Library Dictionary Skills Escape Room' and '2nd - 3rd Grade'. A blue banner at the bottom left says 'Print and Digital'. A circular logo at the bottom right says 'Magi CORE'.