

# PLAN A TRIP TO SPACE

## Writing Project Based Learning

2nd - 5th Grade Print & Google Slides

### The 8 Planets

Scan the QR code to view the playlist about planets. Then jot down some notes about things you learned.



Mercury



It is the closest to the sun.

Is the smallest planet in the solar system.

Venus



It is the second planet in the solar system.

Earth



### Which planet do you want to visit?

Choose a planet to visit, other than Earth. Then write 3 main reasons you want to visit that planet.

I'm planning a trip to visit...

I'm visiting Saturn because...

• It has beautiful rings!

• It is a very big planet.







# Immersive Story

Congratulations! Thank you for your entry into the Trip to Space contest. You won an Out of this World Travel Agency all-expenses paid trip to the planet of your choice. You must complete each of the following challenges:

1. Research and choose which planet to visit
2. Write a letter to convince your friends and family to come with you.
3. Design your ship.
4. Keep a diary of your travels.
5. Create a brochure for our agency when you return.

So, get to work and have a space-tacular trip!

Sincerely,  
Out of this World Travel Agency

© Julie Becker

Dear Space Trip contestant,

Congratulations! Thank you for your entry into the Trip to Space contest. You won an Out of this World Travel Agency all-expenses paid trip to the planet of your choice. You must complete each of the following challenges:

1. Research and choose which planet to visit
  2. Write a letter to convince your friends and family to come with you.
  3. Design your ship.
  4. Keep a diary of your travels.
  5. Create a brochure for our agency when you return.
- So, get to work and have a space-tacular trip!

Sincerely,  
Out of this World Travel Agency

Out of this  
World  
Travel Agency



# The 8 Planets

Scan the QR code to view the playlist about planets. Then jot down some notes about things you learned.



Mercury



It is the closest to the sun.

Is the smallest planet in the solar system.

Venus



It is the second planet in the Solar system.

Earth



## Which planet do you want to visit?


Choose a planet to visit, other than Earth. Then write 3 main reasons you want to visit that planet.

I'm planning a trip to visit...

I'm visiting Saturn because...

• It has beautiful rings!

• It is a very big planet.



Select a planet you would like to research and visit.



# Learn About Your Planet



Scan the QR code to read more about your planet, then complete the research guide.

## Size

How big is your planet?

It is the second biggest planet after Jupiter.

What does your planet look like?

## All About Planet



### Materials & Features

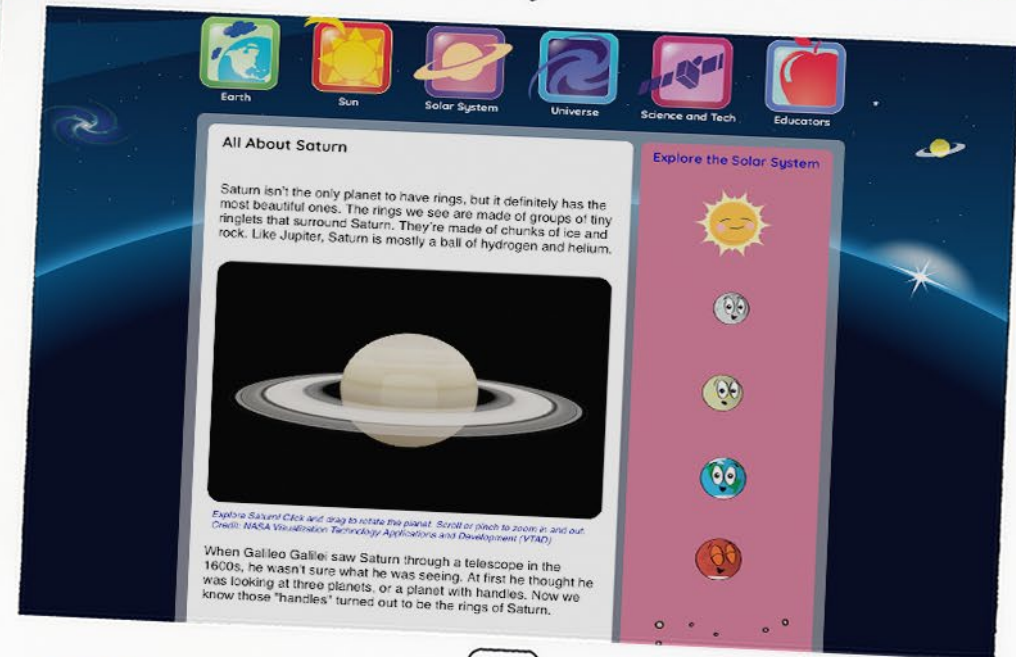

What is it made of?

It is made of liquids and gases.

Describe any moons or rings.

It's rings are made of rocks and asteroids.

Saturn



Research your planet through suggested internet sites.  
Showcase learning in your Planet Brochure.



# Plan Your Letter

Complete the outline to plan a letter.

Think O-R-E-O!

Your opinion is the cookie-- you start and end with it. Your reasons are the filling. Reasons tell WHY you have your opinion.

O

Opinion: You should visit planet Saturn.

Re

Reason #1: Everyone should visit Saturn because it is so beautiful  
Example: It's rings are very nice and beautiful!

Re

Reason #2:



## Write a Hook

Write an example of each hook based on the planet you chose.

- The first paragraph of a piece of writing is called an introduction.
- An introduction tells the reader the author's opinion.
- An author should engage the reader in their introduction by writing a HOOK.

Strategy to HOOK the Reader

Ask a Question



Description Using Sensory Details




Example

What would you do in a day of only 10.7 hours?

Walks through the writing process. From planning, writing strategies, and supporting opinions with evidence.






## Reason #1

Write your own reason paragraph using the model to help you. Use the key to highlight each part of your paragraph.

You should visit saturn because it is so beautiful.

## My Space Diary



### KEY

- Highlight your opinion in pink.
- Highlight the linking words in green.
- Highlight the reason in yellow.
- Highlight the example in purple.



Role play by recording what you see on your journey through sensory details.



# Write an Introduction

Write your introduction. Your introduction should include a hook, a sentence starter, and your topic.

Hook:


What would you do in a day of only 10.7 hours?

Opinion sentence starters:

- In my opinion... \_\_\_\_\_ is better than \_\_\_\_\_
- I prefer... \_\_\_\_\_ because \_\_\_\_\_
- I think... \_\_\_\_\_ If you liked \_\_\_\_\_
- I feel... \_\_\_\_\_ then you will love \_\_\_\_\_
- I know... \_\_\_\_\_
- I believe... \_\_\_\_\_
- The best thing about... \_\_\_\_\_
- The greatest part about... \_\_\_\_\_
- The worst part about... \_\_\_\_\_
- Everyone should... \_\_\_\_\_

Sentence Starter:


Tell Your Topic:



# Write a Conclusion

Fill out the chart to write a conclusion.

- A conclusion ties everything up by summarizing the author's opinion.
- An author should leave the reader thinking about their topic.



Strategy to Leave the Reader Thinking

Example

Appeal to the Reader's Emotions

Imagine the feeling you will get when you see the sky with those beautiful stripes that form the rings of Saturn.

Call to Action

Dare to discover this jewel of the universe.

How to write an introduction, conclusion, and reason paragraphs with examples.




# Write a Letter!

Now that all of your pieces are planned, write your letter.


Dear Violeta,

I have visited Saturn and was pleasantly surprised;  
this planet is extremely beautiful and fantastic.  
Around the sky you can see its rings as stripes.



# Design a Spaceship

In the box below, place a picture of your spaceship. You can build your spaceship with the materials you listed on the previous slide. If you do not have the materials, you can draw, label and color a picture of your spaceship.



Integrates STEAM through designing a spaceship and creating a brochure for your planet.



# Terms of Use



## How Can I Use This Resource?

Thank you for trusting MagiCore. Our mission is to create resources that support teachers and promote student success. Please note that this resource is licensed for use by a single teacher in a classroom setting. If you need to use this resource with more than one teacher and/or across multiple classrooms, additional licenses are available at a discount. You can purchase additional licenses by visiting your TPT "Purchases" page and then selecting "Download Additional Licenses" or by contacting me at [julie@magicorelearning.com](mailto:julie@magicorelearning.com).



Good to Go



Not O.K.

- Use this resource personally or with your own children
  - Use this resource in your own classroom with your students.
  - Provide this resource to your students to use at your instruction.
  - Print and/or copy for use in your own classroom.
  - Provide printed pages to a substitute teacher with the sole purpose of instructing your students.
  - Share with your students via a secure document portal or electronic learning platform that requires individual user verification and limits access to only the students in your own classroom (e.g. Google Classroom)
  - Review this resource with others with the sole purpose of recommending it to others for purchase, provided you share one of the links below:
- Share with others to use personally.
  - Share with others to use in another classroom.
  - Print or copy any page(s) and distribute them to other teachers or other classrooms.
  - Publish or host online in a manner where any of the material is accessible to anyone who is not a student in your own classroom., including but not limited to personal, classroom, or district websites that are accessible to the general public.
  - Use this resource commercially (e.g. Outschool).
  - Publish, sell, or otherwise distribute this product to anyone in manner inconsistent with these terms of use.

<https://magicorelearning.com/>

<https://www.teacherspayteachers.com/Store/Magicore>

© Copyright 2021, 2022. All rights reserved. The unlicensed reproduction or distribution of this product is strictly prohibited. Permission is granted to the original purchaser or licensee to make copies to use with students and/or to assign to students digitally providing it is only available to students assigned directly to the purchaser. Placing this product in any manner that makes it accessible to the general public is strictly forbidden. Commercial use, including but not limited to online or in person classes, is prohibited. Contact [julie@magicorelearning.com](mailto:julie@magicorelearning.com) for commercial licensing information. Sharing without permission or hosting online in a public manner is a violation of the Digital Millennium Copyright Act (DMCA). These terms may be updated at any time. You can see the most up to date Terms of Use at <https://magicorelearning.com/terms-of-use>.



# Let's Connect!

## [www.magicorelearning.com](http://www.magicorelearning.com)



<https://www.teacherspayteachers.com/Store/magicore>



<https://www.facebook.com/MagiCoreLearning>



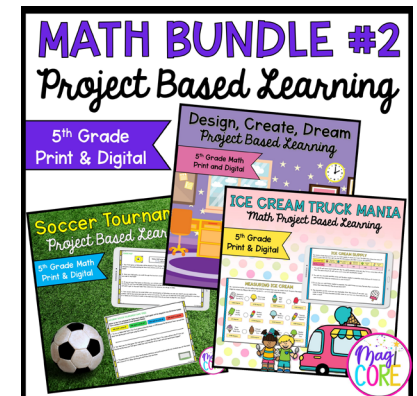
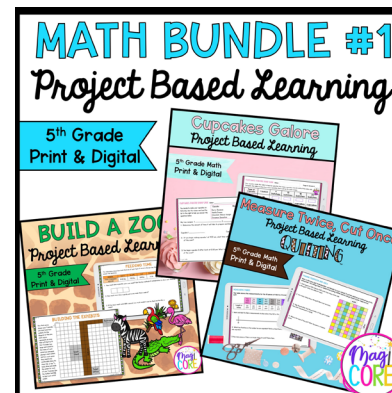
<https://www.instagram.com/magicorelearning>



[https://www.pinterest.com/magicorelearning/\\_shop/](https://www.pinterest.com/magicorelearning/_shop/)

[Julie@magicorelearning.com](mailto:Julie@magicorelearning.com)

## Looking for more?





# Membership Opportunity!



If you love these resources and want access to more, check out my membership opportunity with the MagiCore Club.

[Join my MagiCore Club waitlist!](#)

MagiCore Club opens its membership doors twice a year to offer teachers all the resources you love, with a membership discount. You can also find support through my custom learning plan.

Find out more <https://magicorelearning.com/membership>



## Credits

