

Odd & Even

task cards



2nd GRADE



19

ODD & EVEN

Write all the odd numbers between 14 and 25.

12

ODD & EVEN

Add the number to itself to make the sum even.

17

_____ + _____ = _____

4

ODD & EVEN

Determine if the number of objects is odd or even.

★ ★ ★ ★ ★
★ ★ ★ ★ ★
★ ★ ★ ★ ★

ODD EVEN

Print & Digital
(Google & Boom Cards™)



Print

11

ODD & EVEN

Add the number to itself to make the sum even.

21

+

ODD & EVEN

29

Count by 2s to tell if the number of objects is odd or even.



ODD

EVEN

ODD & EVEN

CHALLENGE

Add a number that makes the answer even.

81

+

=

18

ODD & EV

Write all the even numbers between 0 and 10.

ODD & EVEN

23

Answer to the number sentence odd or even?

$$6 + 7 = \underline{\quad}$$

ODD

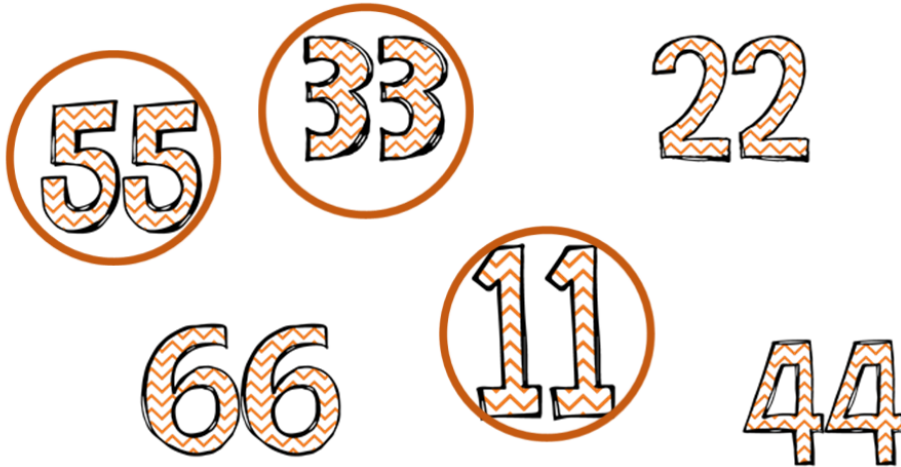
EVEN

Google Slides

ODD & EVEN

Circle the odd numbers.

7




Boom Learning

- Audio
- Self Grading
- Teacher Data




Preview

1 

ODD & EVEN

Determine if the number of objects is odd or even.



ODD EVEN

Overview

First

Previous

Skip

Give up

The image shows a tablet displaying a Boom Learning card. The card is titled "ODD & EVEN" and asks the user to determine if the number of objects is odd or even. There are six sun icons arranged in a row. Below the icons are two buttons labeled "ODD" and "EVEN". The card is part of a set, as indicated by the number "1" in the top left corner. The tablet interface includes a "Preview" bar at the top, a search bar, and navigation buttons for "Overview", "First", "Previous", "Skip", and "Give up".