

3rd Grade

TELLING TIME



TIME
MACHINE
ESCAPE
ROOM



PRINTABLE • GOOGLE • WEBSCAPE™

Print & Digital Options

Printable Directions



Materials:

- Printed cards for each team
- Computer or Tablet for Videos (optional)

Duration: Approximately 90 minutes. You can also split this up into four 20- to 30-minute activities over four days, having students complete one challenge per day.


Prep

Print challenge cards and recording sheet for each team. Place challenge cards into envelopes.

Directions

1. Split your class into teams of 4-5 students. Ensure teams are multi-level.
2. (Optional) Show the introduction video.
3. Give each team their envelope for challenge #1.
4. Allow time for each team to work through each challenge. Once they solve the challenge, they should turn the code in to the teacher to check before the teacher assigns the consecutive challenge. (Optional) Teacher may show completion videos after each challenge is solved.
5. The first team to complete all four challenges solves the case and team members receive certificates.
6. Assign "oops" cards to help create equity. Give an "oops" card to students who are taking the lead, to encourage them to step back and give other students a turn.

©2016 Teacher

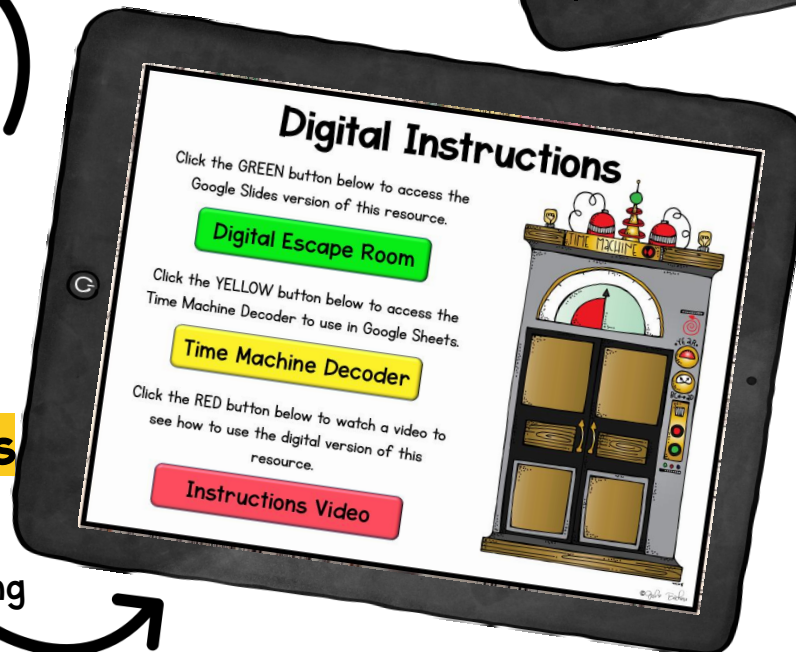


Print

- Low prep
- Student collaboration
- Can eliminate technology

Google Slides

- Decoder included for self correcting
- Videos



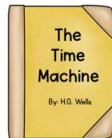
Webscape

- Self correcting
- Easy to follow
- Animation
- Videos
- Audio

Print Friendly Version

Challenge #1

1. Solve each telling time problem.
2. Record answers on your brochure.
3. Check your answers in the Time Machine Decoder.
4. Add the book to your workshop.
5. Scan the QR code to view the video.
6. Move on to



Scan the QR code or click [here](#) to view the video.



5. You started looking for the book at


Challenge #4



Scan the QR code or click [here](#) to view the video.




1. What time



- a. 2:55
- b. 2:51
- c. 2:52
- d. 3:52


2. You realize items mess 6:12 pm. W



- a. Clock 1
- b. Clock 2
- c. Clock 3
- d. Clock 4


1. Solve each telling time problem.
2. Record answers on your brochure.
3. Check your answers in the Time Machine Decoder.
4. Add the Tyrannosaurus Rex to your workshop.
5. Scan the QR code in the corner of the page.
6. Fix the time stream!

1. One of the drivers on the highway tells you the Tyrannosaurus Rex has been chasing them for 34 minutes. It's now 10:51. What time did the T Rex start chasing them?




- a. Clock 1
- b. Clock 2
- c. Clock 3
- d. Clock 4

2. What times do the clocks show?




- a. 5:51, 8:52, 5:50, 2:20
- b. 4:51, 10:42, 10:25, 4:12
- c. 4:51, 8:52, 10:25, 2:20
- d. 5:51, 10:42, 5:50, 4:12

3. The Tyrannosaurus stopped chasing people to eat lunch at 12:52. He had been chasing cars for 26 minutes. What time did he start chasing them?



- a. Clock 1
- b. Clock 2
- c. Clock 3
- d. Clock 4

4. You chased the Tyrannosaurus Rex for 1 hour 15 minutes before catching him. You started chasing him at 2:37. Which clock shows what time you caught him?




- a. Clock 1
- b. Clock 2
- c. Clock 3
- d. Clock 4

5. What times do the clocks show?



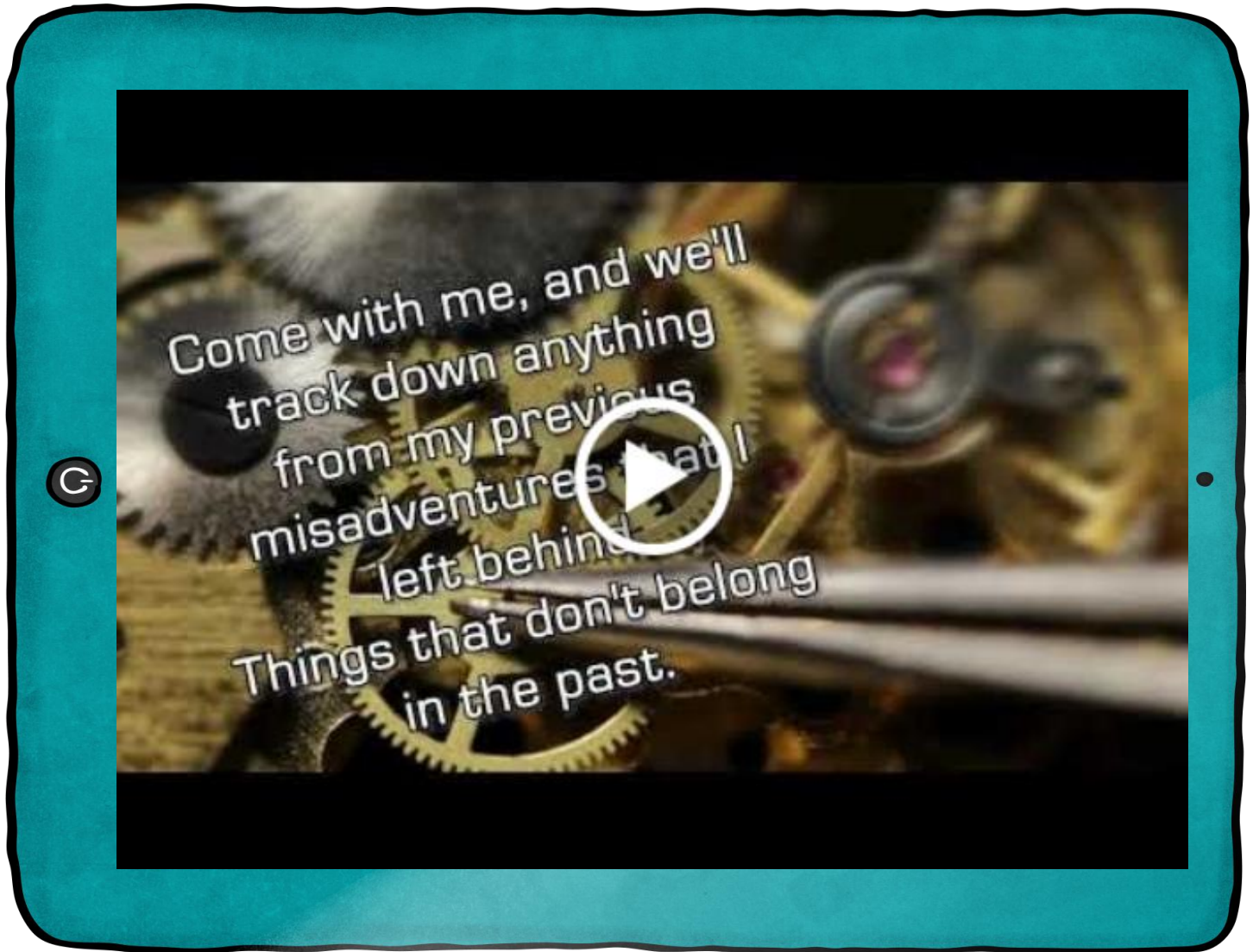
- a. 7:48, 9:12, 3:33, 12:31
- b. 7:10, 2:45, 3:38, 12:31
- c. 7:48, 2:45, 4:33, 6:02
- d. 7:10, 9:12, 3:33, 6:02

6. You captured the Tyrannosaurus Rex and sent him back to the Cretaceous period at 3:47. Which clock shows 3:47?



- a. Clock 1
- b. Clock 2
- c. Clock 3
- d. Clock 4

Videos Tell the Story



Four Standards-Based Math Challenges

Time Machine Escape Room

1. Challenge #1: Solve the telling time problems to find the book.
2. Challenge #2: Solve the telling time problems to find the smart phone.
3. Challenge #3: Solve the telling time problems to find the fidget spinner.
4. Challenge #4: Solve the telling time problems to find the Tyrannosaurus Rex.

© John Bickel

Interactive





Challenges are Quick



Solve the Time Problem

What times do the clocks show?



The answer is:

- a. 2:55, 12:16, 8:21, 9:47
- b. 2:51, 1:06, 8:22, 10:42
- c. 2:52, 3:04, 8:22, 9:42
- d. 3:52, 3:06, 9:22, 8:42

Webscape™



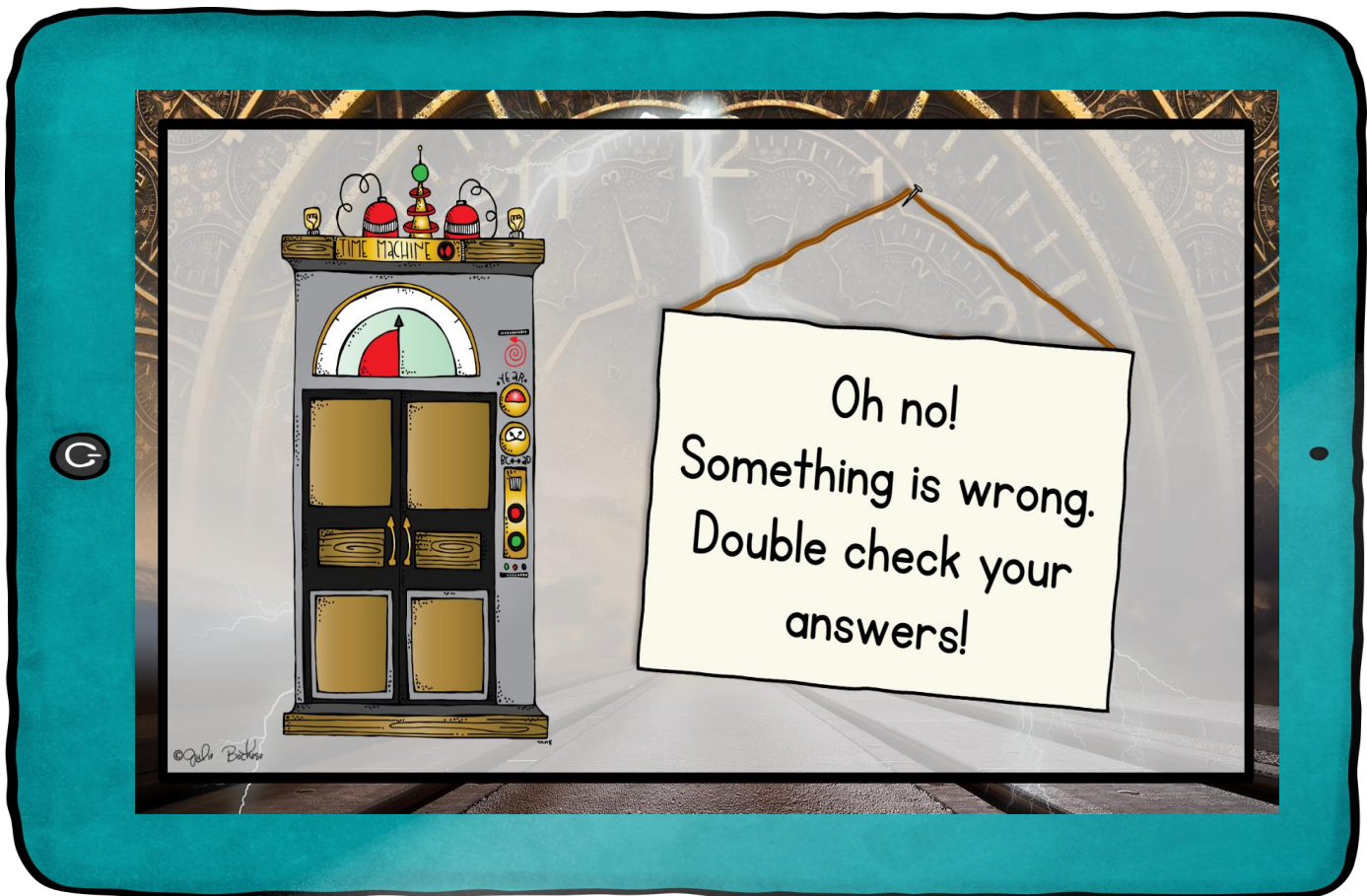
Most immersive and easy-to-follow experience.
Students follow directions with the click of a button.

Webscape™



Includes option for audio on directions and questions.

Webscape™




Self-correcting but maintains rigor by ensuring students are not guessing.

Webscape™

2.

You realized you left behind several items messing up the time stream at 6:12 PM. Which clock shows 6:12?



Clock 1



Clock 2



Clock 3



Clock 4


©Jill B. Bickel

Questions review key 3rd grade
math skills.

Printable Version Includes "Ooops!" Challenges

Ooops!




You got knocked down by Genghis Khan's horse and bumped your head.



YOU MUST STAY QUIET FOR
MINUTES. NO SPEAKING!

Ooops!

You got stuck in a traffic jam chasing the
Tyrannosaurus Rex.




NO HELPING YOUR TEAM FOR 3
MINUTES!

Printable Version

Includes Recording

Brochure & Decoder

CHALLENGE 1



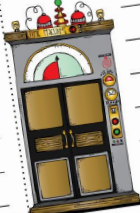
	Answer	Code
1.		
2.		
3.		
4.		
5.		
6.		

When did you find the book?


CHALLENGE 2

	Answer	Code
1.		
2.		
3.		
4.		
5.		
6.		

When did you find the smart phone?



CHALLENGE 3



	Answer	Code
1.		
2.		
3.		
4.		
5.		
6.		

When did you find the fidget spinner?

Time Machine Decoder

Use the following codes for each challenge to solve the clues and move to the next challenge.

Challenge 1	question 1	question 2	question 3	question 4	question 5	question 6
a = The book b = They c = Covenen d = People	a = was in b = are c = were d = are	a = the b = reading c = burning d = looking	a = at it b = the book c = it d = inside	a = at the b = in ancient c = on the d = it in	a = Europe. b = Egypt. c = down of man. d = the 20 th century.	

Challenge 2	question 1	question 2	question 3	question 4	question 5	question 6
a = Genghis b = King c = Queen d = Alexander	a = George b = Khan c = Elizabeth d = the Great	a = was making b = was watching c = had it d = was reading	a = calls b = videos c = in d = a website	a = to his b = Medieval c = her castle d = about himself	a = Mongolia. b = England. c = in 1955. d = in Ancient Egypt.	

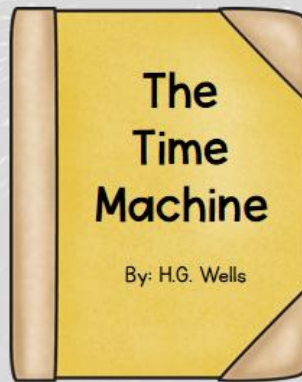
Challenge 3	question 1	question 2	question 3	question 4	question 5	question 6
a = Queen b = A ningo c = A pterodactyl d = John Adams	a = Elizabeth b = found it c = was going d = used it	a = gave it b = instead of c = to feed d = to stay busy	a = throwing stars b = to spy c = his babies d = in meetings	a = during b = on the c = in the middle of d = in the	a = Sengoku period. b = samurai. c = the Jurassic period. d = colonial America.	

Challenge 4	question 1	question 2	question 3	question 4	question 5	question 6
a = The T. Rex b = He c = The dinosaur d = He was taken	a = was found b = was sent c = had to go d = to the	a = running in b = away to c = back to d = early days	a = the Sengoku b = the cretaceous c = the d = of	a = period b = time c = days d = Imperial	a = of Japan. b = by himself. c = with the dinosaurs. d = China.	

Google Slides Prompt Students to use Decoder

Collect the Book

Enter your answers in the Time Machine Decoder to
see if you found the book.



DO NOT go to the next page until
prompted to do so by the
Decoder!

©Jill Baker

Decoder in Digital Version is Self-Checking

Time Machine Decoding Tool

File Edit View Insert Format Data Tools Add-ons Help

100% \$ % .0 .00 123 Default (Ari... 16 B I S A

Question #	1	2	3	4
Your Answers				
When did you find it?				

KEEP LOOKING! DO NOT MOVE ON SLIDE.

Challenge 1 - Find the Time Machine Challenge 2 - Find the GPS Smart Phone Challenge 3 - Find the Fidget Spinner