

Dream Vacation

Project Based Learning

4th, 5th, 6th Grade Print & Google Slides

Where in the World Will You Go?

You have been given a voucher to go on a vacation anywhere in the world! You have \$4,000 to take your dream vacation. Think about locations you might like to visit. Consider the pros and cons of each location, keeping in mind you have a budget and you can't go over it.



Location I'd Like to Go

Pros
(Benefits)



Cons
(Detriments)



Mexico

Japan

Italy

France


Select Your Destination

Before you select your destination, do some preliminary research to make sure you can afford the cost of the location. Allocate an estimated budget for each category. You do not have to stick to these exact numbers, but they will be a guideline to ensure you can afford your vacation.

Transportation



Lodging



Food



- Realistic learning situations
- Print & Go, Low Prep

Track Your Budget

As you book your trip, it is important to keep track of your budget!

Total I have spent on travel, lodging, and entertainment:

+ =

... out out to meet your budget.

Are you on track to stay on budget? If you

Plan Your Itinerary

Now that you know what your sight has to offer, it is time to plan your schedule. Make a calendar of your vacation dates. Show your arrival and departure. Mark off the days and times you will be doing planned activities. Don't forget to leave time for leisure and exploring!



Month: August

Sun.	Mon.	Tues.	Wed.	Thurs.	Fri.	Sat.
1 Visit the museum.	2	3	4 Go to the park.	5	6	7
8	9	10	11	12	13	14

Book Your Transportation

One of the first things you must do is book the transportation to your destination! This will help you determine your budget for lodging and activities. Consider the best way to travel. You may want to do some initial research on costs and travel time by each mode of transportation before you purchase your tickets.

Transportation Mode	Is this a reasonable way to travel?	Estimated Cost (Car Rental + Fuel)
Car		
Airplane		
Train		
Boat		
Other		

Book Your Transportation

Which is the best mode of transportation to and from your destination? Why?

Airplane

Will you need any other forms of transportation once you arrive at your destination (e.g., car rental; train, subway or boat tickets)? If so, research the cost of the additional transportation.

Yes, I will need to rent a car.

Meaningful practice of real-life math, writing, social studies, research, and geometry skills.

Promotes critical thinking and problem solving.

Book Your Lodging

Where will you stay? You can select any accommodations that your budget will allow. Stay in a lavish hotel, a budget-friendly hostel, or some place in-between! Select your lodging accommodations and record the price below.

I chose to stay _____

because _____

Price Per Night

Price for the Trip

Will you need any other lodging accom _____

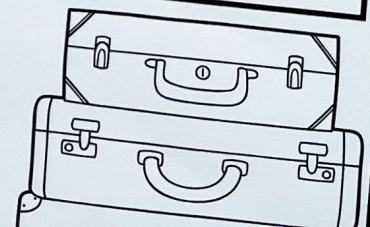
Packing

Now it is time to prepare for your trip. Make a list of everything you will need to take with you. Keep in mind the weather and the activities you will be doing.

My Packing List

- clothes
- shoes
- tooth brush
- tooth paste
- laptop
- headphones

Things I will Need to Purchase Upon Arrival



My Travel Journal

time to set off on your journey! Take photos of each portion of your destination along the way.
em in this scrapbook.

time to set off on your own.
em in this scrapbook.

Draw or glue a picture of the places you visited and the things you did. Write a caption for each photo.

Draw or glue a picture of the places you visited and the things you did. Write a caption for each photo.

My Travel Journal

Now it is time to set off on your journey! Take photos of each portion of your destination along the way. Paste them in this scrapbook.

My Travel Journal

Now it is time to set off on your journey! Take photos of each portion of your destination along the way. Paste them in this scrapbook.

Describe the place where you stayed.

We stayed at a beautiful hotel. It was located near the amazing mountains.

Draw or glue a picture of the place where you stayed.
Write a caption for your photo.

Write a caption for your photo.

Student choice makes this engaging!

Plan Your Itinerary

Now that you know what your sight has to offer, it is time to plan your schedule. Make a calendar of your vacation dates. Show your arrival and departure. Mark off the days and times you will be doing planned activities. Don't forget to leave time for leisure and exploring!

Month: August

Sun.	Mon.	Tues.	Wed.	Thurs.	Fri.	Sat.
1 Visit the museum	2	3	4	5	6	7
8	9	10				

Feb
2

Destination Geography

On what continent is your destination?

In what country is your destination?

Mark your location on the world map. Then mark your destination. You can use [this website](#) to locate your destination:



Digital Version in Google Slides

Table of Contents

1. Teacher and Student Directions
2. Standards Alignment
3. Where in the World Will You Go? (brainstorm)
4. Select Your Destination (research)
5. Destination Geography (geography)
6. Weather and Climate (science and research)
7. Travel Documents (real-life role play)
8. Book Your Transportation (research, budget money)
9. Book Your Lodging (research, budget money)
10. Plan Your Itinerary (research, scheduling)
11. Plan Dining (research, budget money, adding and subtracting)
12. Purchasing Souvenirs (research, budget money, adding and subtracting)
13. Packing (critical thinking)
14. Travel Journal and Brochure (writing)
15. Challenge #1 Bring a Friend (money, adding and subtracting)
16. Challenge #2 Detour (money, adding and subtracting)
17. Challenge #3 Write a Review (opinion writing)
18. Self Reflection and Rubric



Thank you for
purchasing this
MagiCore Learning
digital resource!

The Google Slides version of this resource
requires that you make a copy of the resource
to your own Google Drive.

**CLICK HERE TO MAKE A COPY OF
THIS RESOURCE TO YOUR
GOOGLE DRIVE.**

* You MUST have a Google account in order to access
this resource. [Click HERE](#) if you need help setting up a
Google account.

FOR THE TEACHER

Dream Vacation is a project-based learning task that utilizes real-life math, social studies, geography, writing, and research skills. It is created for students in fourth through sixth grades. This project is open-ended and is easily adapted and differentiated to meet most students' levels.

- To increase rigor: Incorporate one or all of the challenges.
- To provide further support: Limit "research" travel websites to one or two websites. Students can use a website such as www.priceline.com or www.expedia.com to find all travel and lodging information. Students can also work in groups or pairs to plan their vacation.

Directions:

1. Assign students to work alone, in pairs, or in small groups.
2. Preview the activity with your students.
3. Allow students class time to complete the activity. This should take one to two weeks (depending on the length of each class period).
4. Allow students the opportunity to complete extra challenge activities.
5. Have students complete the self-evaluation reflection and evaluation rubric.
6. Allow students the opportunity to share and present their completed projects.

STANDARDS ALIGNMENT

4th Grade Math

- 4.OA.A.3 Solve multistep word problems with whole numbers and having whole-number answers using the four operations.
- 4.NBT.A.3 Use place value understanding to round multi-digit whole numbers to any place.
- 4.NBT.B.4 Fluently add and subtract multi-digit whole numbers using the standard algorithm.
- 4.MD.A.2 Use the four operations to solve word problems involving money.

4th Grade Writing

- W.4.7 Conduct short research projects that build knowledge through investigation of different aspects of a topic.
- W.4.8 Gather relevant information from print and digital sources; take notes and categorize information, and provide a list of sources.

5th Grade Writing

- W.5.7 Conduct short research projects that use several sources to build knowledge through investigation of different aspects of a topic.
- W.5.8 Gather relevant information from print and digital sources; summarize or paraphrase information in notes and finished work, and provide a list of sources.

6th Grade Writing

- W.6.7 Conduct short research projects to answer a question, drawing on several sources and refining the inquiry when appropriate.
- W.6.8 Gather relevant information from multiple print and digital sources; assess the credibility of each source; and quote or paraphrase the data and conclusions of others.

DREAM VACATION


You have been given a voucher to go on a vacation anywhere in the world! You have \$4,000 to take your dream vacation. You will have to budget properly for transportation, lodging, food, and entertainment.



Here are your tasks:

- Read through the entire packet before beginning.
- Select your destination.
- Find your destination on a map.
- Apply for travel documents.
- Book your transportation and lodging.
- Budget for activities and sightseeing.
- Plan your dining.
- Purchase souvenirs.
- Create a travel scrapbook.
- Create a travel brochure.
- Present your trip to your class.
- Complete the self-reflection and evaluation rubric.

Where in the World Will You Go?

You have been given a voucher to go on a vacation anywhere in the world! You have \$4,000 to take your dream vacation. Think about locations you might like to visit. Consider the pros and cons of each location, keeping in mind you have a budget and you can't go over it.



Location I'd Like to Go	Pros (Benefits) 	Cons (Detriments) 

Select Your Destination

Here are some suggested websites for researching trip prices:

FLIGHTS & TRANSPORTATION

www.priceline.com
www.delta.com
www.expedia.com
www.tripadvisor.com

LODGING

www.Hilton.com
www.marriot.com
www.Airbnb.com
www.vrbo.com

RESTAURANTS

www.tripadvisor.com

OTHER

Destination Geography

On what continent is your destination? _____

In what country is your destination? _____

Mark your location on the world map. Then mark your destination. You can use this website to locate your destination:



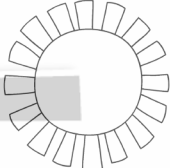



Destination Climate and Weather

Weather is a short-term condition, while climate is the weather in a specific region over a long period of time. Research the climate and seasonal weather for your destination.

What is the climate like in this part of the world? (temperate, tropical, humid, etc.)

Does the weather stay the same for most of the year? Describe the weather during each season.

Winter		Spring		Summer		Fall	

Taking the weather into consideration, during what time of year will you book your trip?
Why?

APPLICATION FOR A U.S. PASSPORT

Please Print Legibly Using Black Ink Only

OMB CONTROL NO.: 1405-0004

EXPIRATION DATE: 4-30-2021

ESTIMATED BURDEN: 85 MIN

Attention: Read WARNING on page 1 of instructions

Please select the document(s) for which you are applying:

☐ U.S. Passport Book☐ U.S. Passport Card☐ Both

The U.S. passport card is **not** valid for international air travel. For more information see page 1 of instructions.

☐ Regular Book (Standard)☐ Large Book (Non-Standard)

Note: The large book option is for those who frequently travel abroad during the passport validity period, and is recommended for applicants who have previously required the addition of visa pages.

1. Name Last

D

10

Dep

DOTS

End. #

Exp.

First

Middle

2. Date of Birth (*mm/dd/yyyy*)

3. Sex

M

F

4. Place of Birth (City & State if in the U.S., or City & Country as it is presently known.)

5. Social Security Number

6. Email (Info alerts offered at travel.state.gov)

7. Primary Contact Phone Number

@

8. Mailing Address: Line 1: Street/RFD#, P.O. Box, or URB.

Address Line 2: **Clearly label** Apartment, Company, Suite, Unit, Building, Floor, In Care Of or Attention if applicable. (e.g., *In Care Of - Jane Doe, Apt # 100*)

City

State

Zip Code

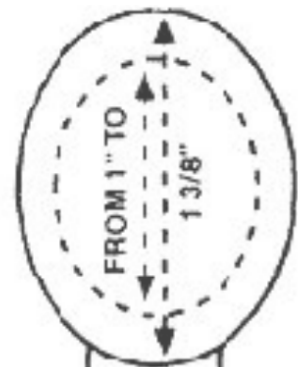
Country, if outside the United States

9. List all other names you have used. (Examples: Birth Name, Maiden, Previous Marriage, Legal Name Change. Attach additional pages if needed)

A.

B.

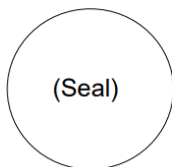
STAPLE
2" X 2"
STAPLE



Attach a color photograph taken within the last six months

STAPLE
2" X 2"
STAPLE

☐ Acceptance Agent ☐ (Vice) Consul USA
☐ Passport Staff Agent



STOP! CONTINUE TO PAGE 2

DO NOT SIGN APPLICATION UNTIL REQUESTED TO DO SO BY AUTHORIZED AGENT

Identifying Documents - Applicant or Mother/Father/Parent on Second Signature Line (if identifying minor)

☐ Driver's License ☐ State Issued ID Card ☐ Passport ☐ Military ☐ Other _____

Name _____

Issue Date (mm/dd/yyyy)

--	--	--	--	--	--	--	--	--	--

Exp. Date (mm/dd/yyyy)

--	--	--	--	--	--	--	--	--	--

State of Issuance

--	--

ID No

--	--	--	--	--	--	--	--	--	--	--	--	--	--	--	--	--	--

Country of Issuance _____

Identifying Documents - Applicant or Mother/Father/Parent on Third Signature Line (if identifying minor)

☐ Driver's License ☐ State Issued ID Card ☐ Passport ☐ Military ☐ Other _____

Name _____

Issue Date (mm/dd/yyyy)

--	--	--	--	--	--	--	--	--	--

Exp. Date (mm/dd/yyyy)

--	--	--	--	--	--	--	--	--	--

State of Issuance

--	--

ID No

--	--	--	--	--	--	--	--	--	--	--	--	--	--	--	--	--	--

Country of Issuance _____

I declare under penalty of perjury all of the following: 1) I am a citizen or non-citizen national of the United States and have not, since acquiring U.S. citizenship or nationality, performed any of the acts listed under "Acts or Conditions" on page four of the instructions of this application (unless explanatory statement is attached); 2) the statements made on the application are true and correct; 3) I have not knowingly and willfully made false statements or included false documents in support of this application; 4) the photograph attached to this application is a genuine, current photograph of me; and 5) I have read and understood the warning on page one of the instructions to the application form.

Name of courier company (if applicable) _____

--	--	--	--	--	--	--	--

Facility ID Number

Facility Name/Location _____

--	--	--	--	--	--	--	--

Agent ID Number

Signature of person authorized to accept applications _____

Date _____

X

Applicant's Legal Signature - age 16 and older

X

Mother/Father/Parent/Legal Guardian's Signature (if identifying minor)

X

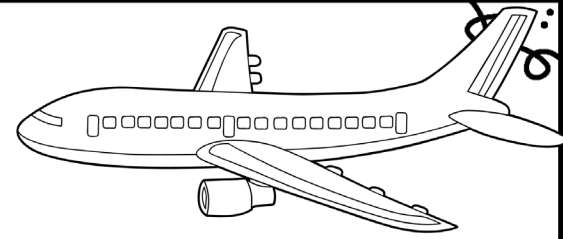
Mother/Father/Parent/Legal Guardian's Signature (if identifying minor)



* DS 11 C 09 2013 1 *


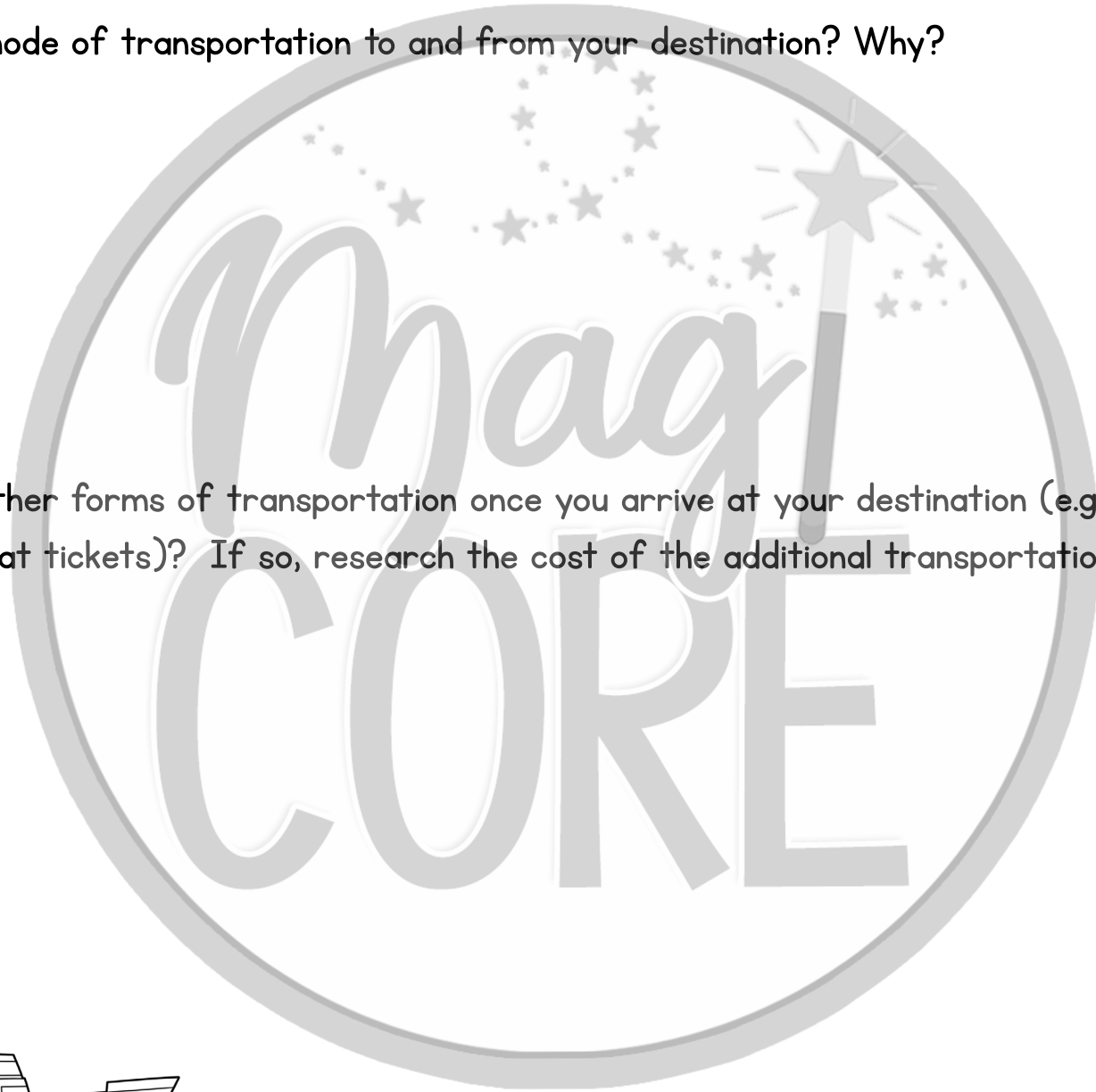
For Issuing Office Only → Bk _____ Card _____ EF _____ Postage _____ Execution _____ Other _____

Book Your Transportation



Which is the best mode of transportation to and from your destination? Why?

Will you need any other forms of transportation once you arrive at your destination (e.g., car rental; train, subway or boat tickets)? If so, research the cost of the additional transportation.



Track Your Budget


As you book your trip, it is important to keep track of your budget!

Total I have spent on travel and lodging:

<input type="text"/>	+	<input type="text"/>	=	<input type="text"/>
----------------------	---	----------------------	---	----------------------

Are you on track to stay on budget? If you are over, reflect on other areas of your trip you will need to cut back on.

1



© Julie B. B. B.

Plan Dining Options

What will you do about meals on your vacation? Will you eat out for every meal? Will you shop for groceries when you arrive, to eat some meals in? Plan the meals you would like to eat in and out. Budget the approximate cost for each meal.

Meals I will eat in:

Meals I will eat out at a restaurant:

Budget for groceries:

Budget for each meal out:

X

number of meals out:

=

Total budget for food:



Track Your Budget

As you book your trip, it is important to keep track of your budget!

Total I have spent on travel, lodging, entertainment, and food:


<input type="text"/>	+	<input type="text"/>	+	<input type="text"/>	=	<input type="text"/>
----------------------	---	----------------------	---	----------------------	---	----------------------

Are you on track to stay on budget? If you are over, reflect on what you can cut out to meet your budget.

Purchasing Souvenirs

Don't forget that you will want to bring home some souvenirs from your trip! Make a list of the people for whom you would like to purchase souvenirs. List the amount budgeted per person, and what you may want to purchase. Don't forget yourself!

Person to Purchase For	Budget	Idea for Souvenir




Travel Time!

Now it is time to set off on your journey! Take photos of each portion of your destination along the way. Paste them in this scrapbook.

The Journey

Draw or glue a picture of your journey to the location.
Write a caption for your photo.

Write about your trip here. How did you get to your destination? How long did it take? Tell the story of your journey.




My Travel Journal

Now it is time to set off on your journey! Take photos of each portion of your destination along the way. Paste them in this scrapbook.

Sightseeing!

Draw or glue a picture of the places you visited and the things you did. Write a caption for each photo.




Travel Agent

You had an amazing time on your vacation. The Sightseeing Travel Agency wants to hire you to promote your location! Create a travel brochure convincing customers to travel to your destination. You may use pictures from your scrapbook.

DIRECTIONS

1. Print the template on the next page or fold a piece of paper into three sections.
2. Fold your brochure along the lines to create three sections.
3. Create an eye-catching cover.
4. Highlight at least three things to do or sights to see at the destination. Include short bullet points that explain the appeal of these activities or attractions. Be sure to include pictures, drawings, or photographs!



Challenge #1: Bring a Friend


Calculate the total cost of your trip if you had a friend join you. Remember, certain expenses such as transportation and leisure activities may double, but others such as lodging may not.

Total I have spent on travel, lodging, and entertainment:

Estimated cost for travel for two:

Estimated cost for lodging for two:

Estimated cost for entertainment for two:



Challenge #3: Write a Review

The Sightseeing Travel Agency has asked you to write a review about one of the sightseeing activities or restaurants you visited. Give the location a star rating, then write a review about your experience. Would you recommend this experience to other travelers? Why or why not?



Magi
CORE



DREAM VACATION

Self Reflection: Write a reflection on your experience with this project. How did you feel about the math problems and activities? Explain what you found easy to do and any difficulties you had while working on this project. Did you enjoy this activity? Why or why not?



Rate this project




I am ready for something harder

It was just right

I found this very challenging

Rubric

SELF-EVALUATION RUBRIC: Highlight or shade the parts of the rubric that express how you rate yourself on this Project Based Learning Activity.

		
<p>I felt very confident about the math in this project.</p>	<p>I felt pretty good about my ability to complete the math in this project.</p>	<p>I felt a lot of the math in this project was too hard for me to do alone.</p>
<p>I understood all of the math and did not need help to complete the problems.</p>	<p>I understand most of the math but needed a little help to solve some of the problems.</p>	<p>I understood some of the math but needed help to complete most of the problems.</p>
<p>I easily used many strategies to solve the math problems efficiently.</p>	<p>I needed some help to determine the best strategies for solving the math problems.</p>	<p>I had trouble understanding the best way to solve many of the math problems.</p>
<p>I feel I am ready for a harder math project.</p>	<p>I feel I would like to spend more time practicing similar math problems.</p>	<p>I feel I need assistance to work on similar math problems</p>

Terms of Use



How Can I Use This Resource?

Thank you for trusting MagiCore. Our mission is to create resources that support teachers and promote student success. Please note that this resource is licensed for use by a single teacher in a classroom setting. If you need to use this resource with more than one teacher and/or across multiple classrooms, additional licenses are available at a discount. You can purchase additional licenses by visiting your TPT "Purchases" page and then selecting "Download Additional Licenses" or by contacting me at julie@magicorelearning.com.



Good to Go



Not O.K.

- Use this resource personally or with your own children
 - Use this resource in your own classroom with your students.
 - Provide this resource to your students to use at your instruction.
 - Print and/or copy for use in your own classroom.
 - Provide printed pages to a substitute teacher with the sole purpose of instructing your students.
 - Share with your students via a secure document portal or electronic learning platform that requires individual user verification and limits access to only the students in your own classroom (e.g. Google Classroom)
 - Review this resource with others with the sole purpose of recommending it to others for purchase, provided you share one of the links below:
- Share with others to use personally.
 - Share with others to use in another classroom.
 - Print or copy any page(s) and distribute them to other teachers or other classrooms.
 - Publish or host online in a manner where any of the material is accessible to anyone who is not a student in your own classroom, including but not limited to personal, classroom, or district websites that are accessible to the general public.
 - Use this resource commercially (e.g. Outschool).
 - Publish, sell, or otherwise distribute this product to anyone in manner inconsistent with these terms of use.

<https://magicorelearning.com/>

<https://www.teacherspayteachers.com/Store/Magicore>

© Copyright 2021, 2022. All rights reserved. The unlicensed reproduction or distribution of this product is strictly prohibited. Permission is granted to the original purchaser or licensee to make copies to use with students and/or to assign to students digitally providing it is only available to students assigned directly to the purchaser. Placing this product in any manner that makes it accessible to the general public is strictly forbidden. Commercial use, including but not limited to online or in person classes, is prohibited. Contact julie@magicorelearning.com for commercial licensing information. Sharing without permission or hosting online in a public manner is a violation of the Digital Millennium Copyright Act (DMCA). These terms may be updated at any time. You can see the most up to date Terms of Use at <https://magicorelearning.com/terms-of-use>.

Let's Connect!

www.magicorelearning.com



<https://www.teacherspayteachers.com/Store/magicore>



<https://www.facebook.com/MagiCoreLearning>



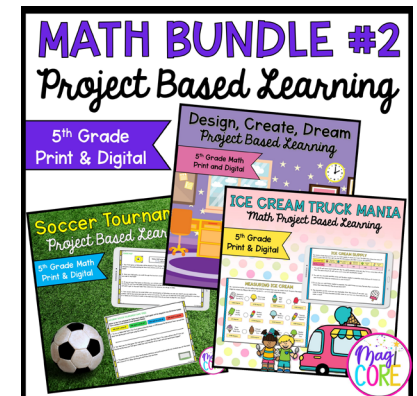
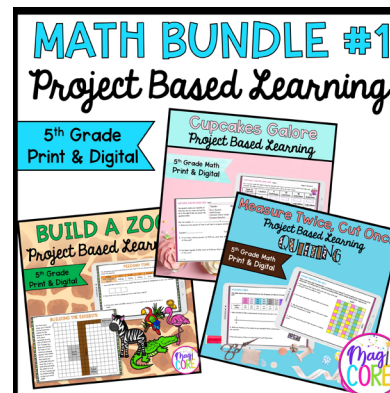
<https://www.instagram.com/magicorelearning>



https://www.pinterest.com/magicorelearning/_shop/

Julie@magicorelearning.com

Looking for more?



Membership Opportunity!



If you love these resources and want access to more, check out my membership opportunity with the MagiCore Club.

[Join my MagiCore Club waitlist!](#)

MagiCore Club opens its membership doors twice a year to offer teachers all the resources you love, with a membership discount. You can also find support through my custom learning plan.

Find out more <https://magicorelearning.com/membership>



Credits

