COMPARE & CONTRAST

~ Skill Pack ~

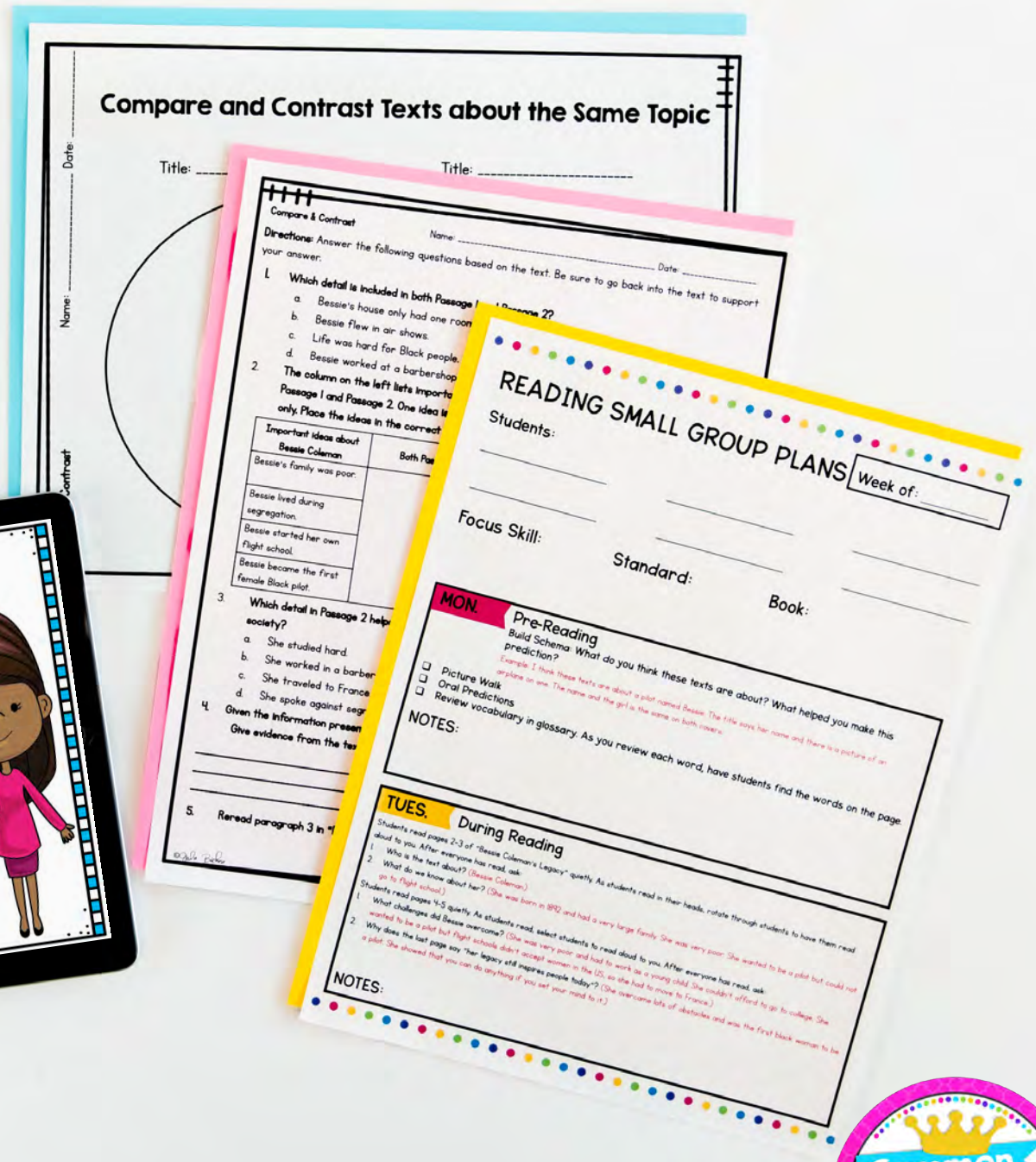

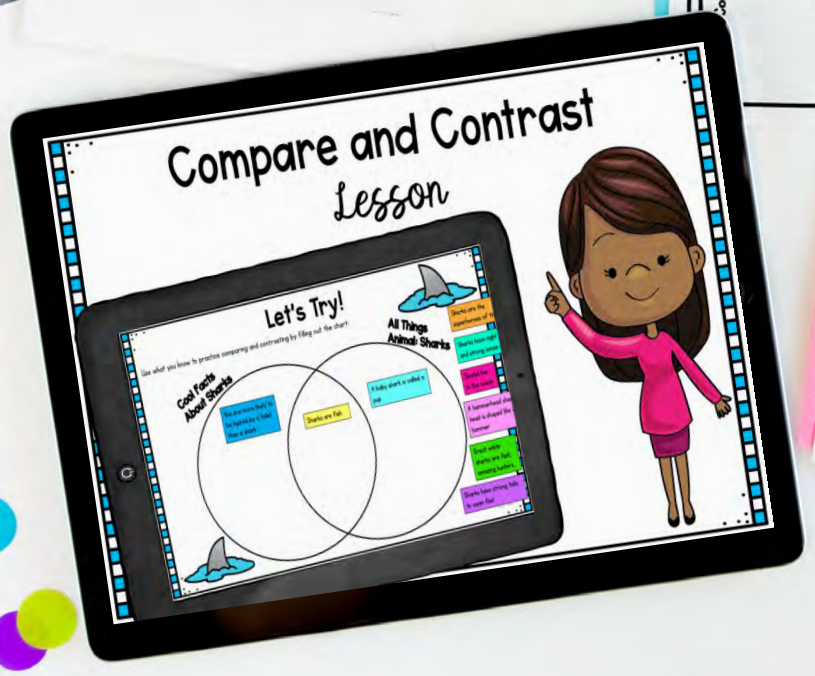

Print & Digital

2nd & 3rd Grade

Common CORE Kingdom

What's Included?

Skill Focused Lesson Plans

- Two weeks of lesson plans built around proven teaching strategies using the resources included in this Skill Pack.

Digital Lessons

- Google Slides format makes this resource flexible for any classroom or distance learning need.

Guided Reading Packet (Digital & Printable)

Skill focused guided reader differentiated on three levels.

- Professionally Lexile leveled original text.
- Printable PDF, digital reader, printable booklet, and Google Slides versions make this perfect for any classroom or distance learning need.

Core Comprehension Passages & Questions (Digital & Printable)

- Lexile® leveled reading comprehension passages and skill-focused question sets.
- Color coding strategy encourages students to learn how to find and use text evidence in their answers.
- Printable PDF & Digital Google Slides versions make this resource perfect for classroom and distance learning.

Task Cards (Digital Boom Card & Printable Formats)

- Set of 30 task cards with short passages and standard aligned multiple choice questions.
- Printable & Boom Card formats included.

ABOUT LEXILE LEVELS

Common Core Kingdom, LLC is a certified Lexile® Partner. Indicated texts are officially measured and approved by Lexile and MetaMetrics® to ensure appropriate rigor and differentiation for students.

The Lexile Framework® for Reading measures are scientific, quantitative text levels. When the Lexile of a text is measured, specific, measurable attributes of the text are considered, including, but not limited to, word frequency, sentence length, and text cohesion. These are difficult attributes for humans to evaluate, so a computer measures them.

Common Core State Standards uses Lexile level bands as one measure of text complexity. Text complexity ranges ensure students are college and career ready by the end of 12th grade. Lexile measures help educators scaffold and differentiate instruction as well as monitor reading growth.

Grade Band	Lexile® Bands Aligned to Common Core Expectations
K-1	N/A
2-3	420L-820L
4-5	740L-1010L
6-8	935L-1185L

Keep in mind when using any leveled text that many students will need scaffolding and support to reach text at the high end of their grade band. According to Appendix A of the Common Core Standards, "It is important to recognize that scaffolding often is entirely appropriate. The expectation that scaffolding will occur with particularly challenging texts is built into the Standards' grade-by-grade text complexity expectations, for example. The general movement, however, should be toward decreasing scaffolding and increasing independence both within and across the text complexity bands defined in the Standards."

LESSON PLANS

2nd & 3rd GRADE

COMPREHENSION SKILL: Compare and Contrast

Week 1

	LESSON	PRACTICE	GUIDED READING	CE
MONDAY	• Introduce "compare and contrast" by watching the video. 	• Model how to compare and contrast 2 texts. 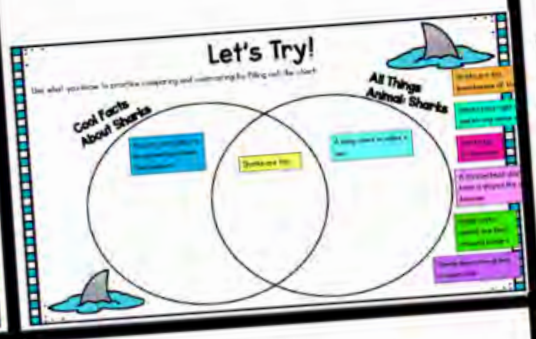	"Bessie Coleman's Legacy" and "Brave Bessie" leveled guided readers. Meet with two groups and complete "pre-reading" activities."	Task Card • Compa
TUESDAY	**Guided Practice Whole Class** • Practice comparing and contrasting.	**Independent Reading** • Choice text to read independently and practice comparing and contrasting.	Read "Bessie Coleman's Legacy" leveled guided readers. Complete "During Reading" discussions. 	
WEDNESDAY	**Guided Practice Whole Class** • Practice comparing and contrasting.	**Independent Reading** • Choice text to read independently and practice comparing and contrasting.	Read "Brave Bessie" leveled guided readers. Complete "During Reading" discussions. 	

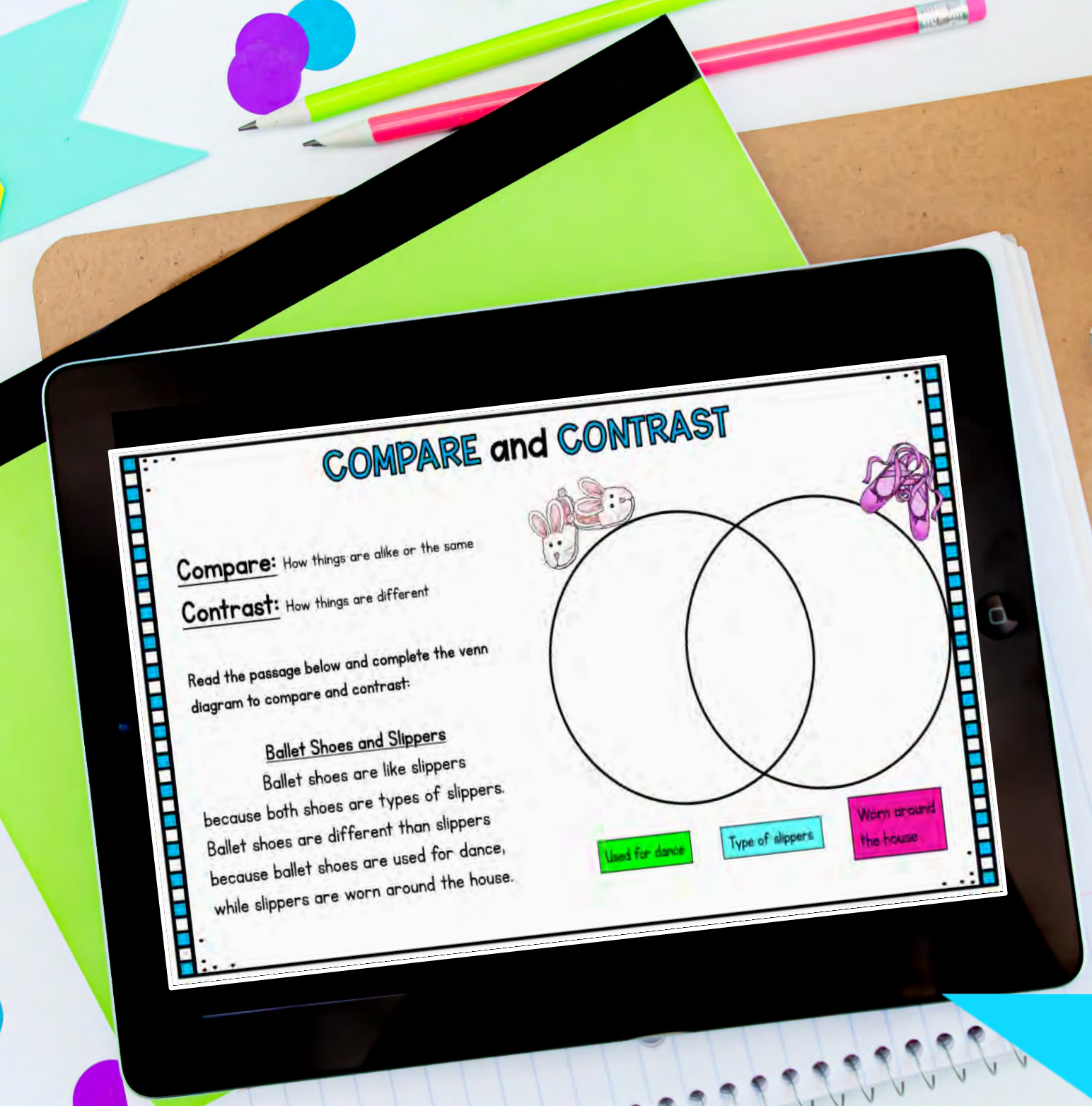

2nd Grade

Compare & Contrast Nonfiction

DIGITAL Mini lessons

Common CORE Kingdom

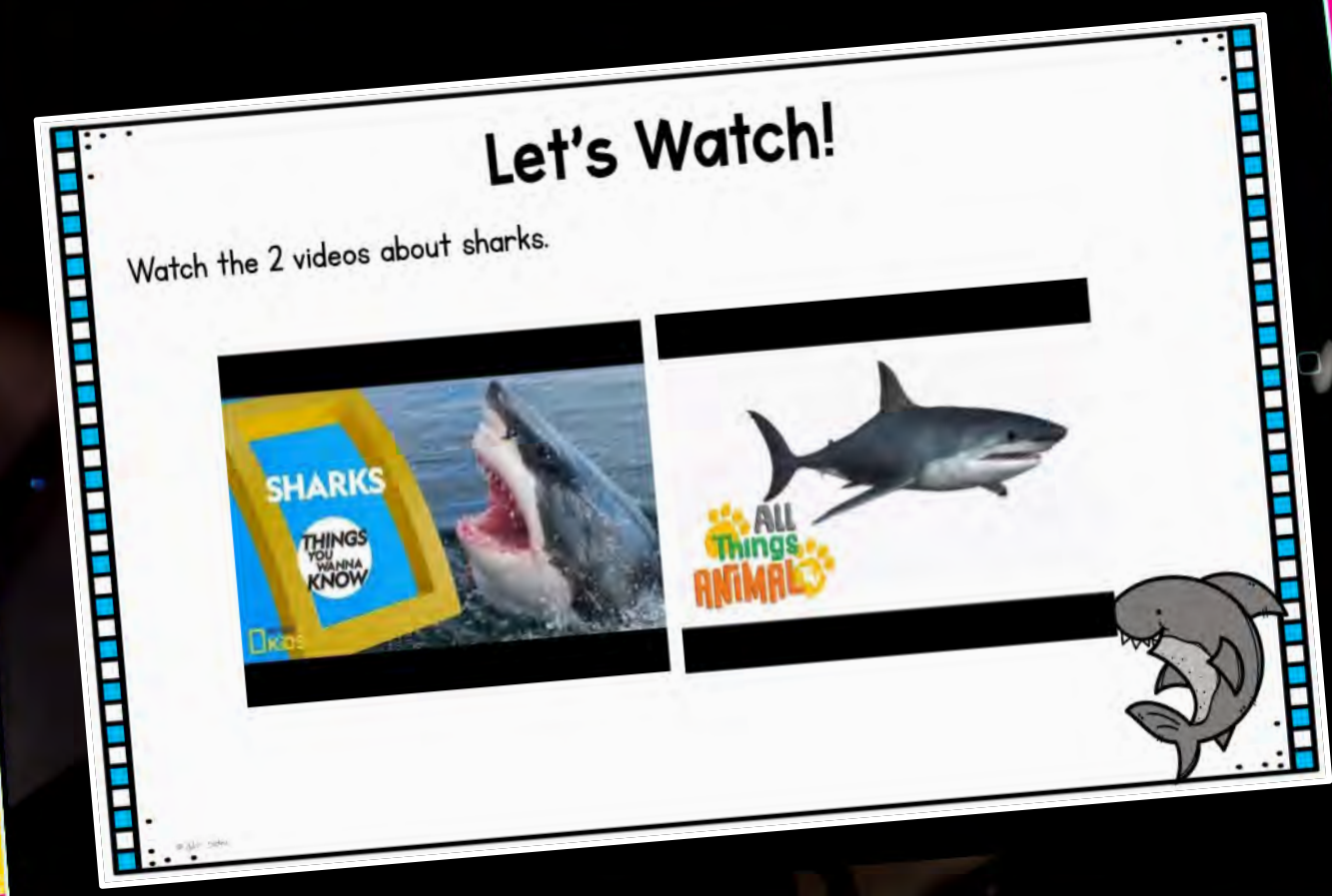
Let's Watch!
Watch the 2 videos about sharks.
SHARKS
THINGS YOU WANNA KNOW
All Things ANIMAL

To COMPARE and CONTRAST texts, follow the steps:
First, read each article, and determine the most
the author makes. (To
determine the main points in an article, determine the
main idea of each paragraph.)
2 Next, determine which points in the articles are
3 Then, determine which points in the articles are

Let's Try!
After reading "Zipping, Zapping, Zooming Bats" by Ann Earle, study the text by filling out the rest of the chart:
Text: Bats by Gail Gibbons
Important point:
Important point:
Text: Zipping, Zapping, Zooming Bats
Important point:
Important point:
Now, compare and contrast these points:

Let's Listen!
Listen to the book "Zipping, Zapping, Zooming Bats" by Ann Earle.
Zipping, Zapping, Zooming BATS
SOAR TO SUCCESS
by Ann Earle • illustrated by Henry Cole

GUIDED READERS

Printable & Digital

LEXILE®

2nd - 3rd Grade

Common CORE Kingdom

compare & contrast

Bessie moved to France, where she could learn to fly. She earned her pilot's license in 1921 and returned to the United States. Bessie flew in air shows. She did dangerous and exciting stunts in the air. Sadly, Bessie was killed in an airplane crash.

Federation Aeronautique Internationale
FRANCE

Nous soussignés pouvoir sportif reconnu par la Federation Aeronautique Internationale pour la France certifions que:

Mme Bessie Coleman
né à Atlanta, Texas
le 20 Janvier 1896
ayant remplie toutes les conditions imposées par la F.A.I. à cette brevet

Pilote-Aviateur
à la date du 15 Juin 1921

Commission Sportive Aeronautique
Le Président

Signature du Titulaire
Bessie Coleman

N° du Brevet 18.310.

Bessie had dreamed of opening a flight school for Blacks. She did not see that dream come true. But she showed that Blacks and women could be successful pilots. In 1929, a flight school was named after her. Her legacy still inspires people today.

Compare & Contrast

Brave Bessie

520L

Compare & Contrast

Bessie Coleman's Legacy

NONFICTION

2ND & 3RD GRADE

RI.2.9 / 3.9

COMPARE & CONTRAST

LEXILE®

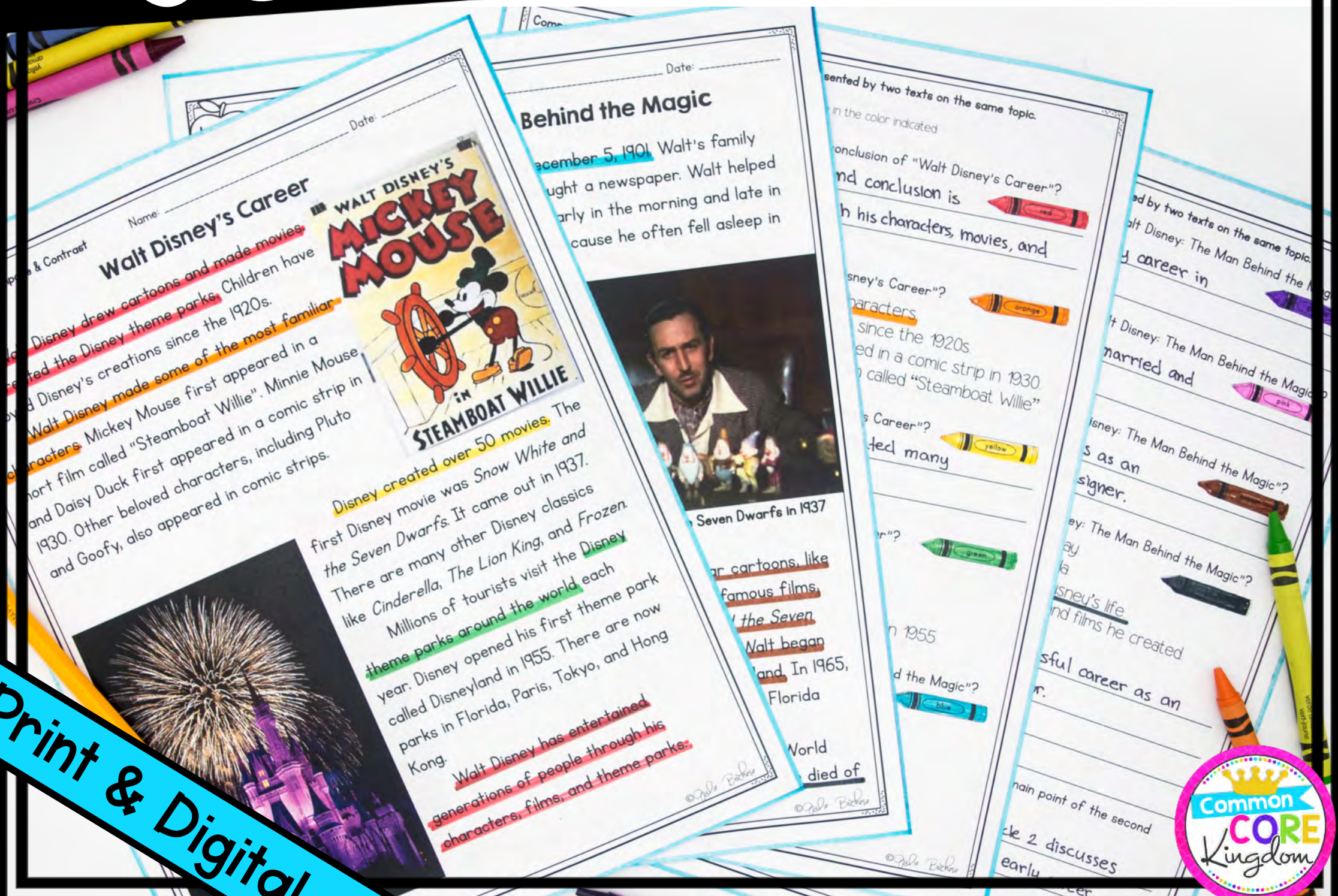

Print & Digital

Common CORE Kingdom

WHAT'S INCLUDED?

SIX 2nd & 3rd Grade DIGITAL and PRINTABLE PDF sets of paired passages & ONE assessment!

- Aligned with 2nd & 3rd Grade Lexile Levels
- Includes a Compare and Contrast Anchor Chart & Venn Diagram
- Students can highlight the text for easy comprehension

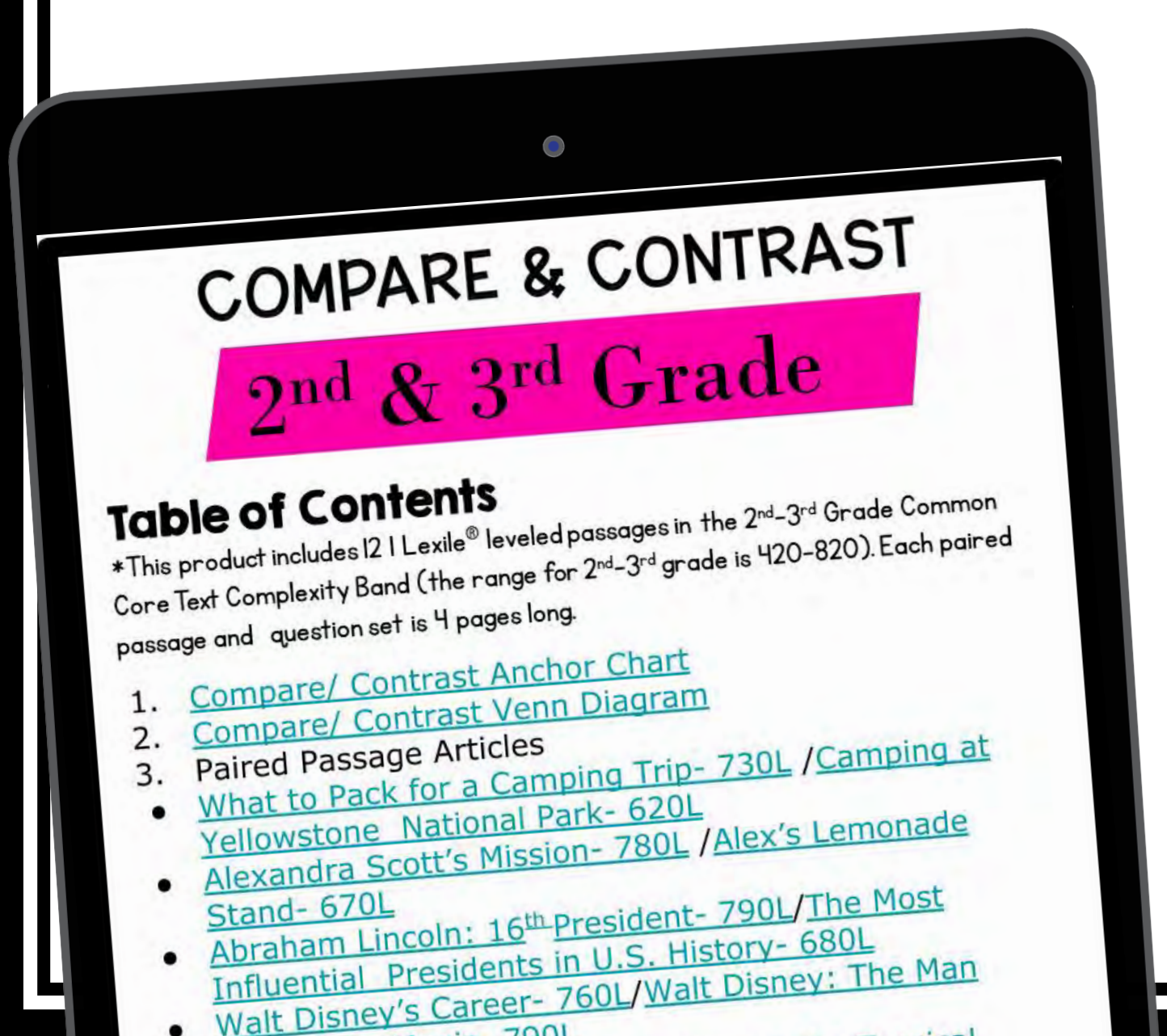

Created with GOOGLE SLIDES

LEXILE®

NONFICTION PASSAGES

790L

Compare & Contrast Name: _____ Date: _____

Abraham Lincoln: 16th President

Abraham Lincoln was one of the most important presidents. Abraham Lincoln was the 16th President of the United States. He was president from 1861 to 1865.

Lincoln took a stand against slavery when he became president. This caused seven southern states to leave the Union and form the Confederacy. This was the beginning of the Civil War.

First Reading of the Emancipation Proclamation of President Lincoln by Francis Bicknell Carpenter (1864)

During the Civil War, President Lincoln gave slaves freedom from slavery in his Emancipation Proclamation. Lincoln gave a famous speech called the Gettysburg Address where he said that "all men are created equal".

The country reelected Lincoln as the president again in 1864. Five days after the Union won the war, Lincoln was assassinated. John Wilkes Booth shot and killed Lincoln at a theatre in Washington.

Lincoln did not finish his second term as president. Because of his role in the Civil War, he is still known as one of the most influential presidents.

©Julie Bochese

Color-coded highlighting supports student comprehension. In Google Slides, students can highlight as they read!

After reading, students type their answers in the text boxes using text evidence.

Compare and contrast the most important points presented by two texts on the same topic.

Answer the following questions. Underline the text evidence in the color indicated.

1. What is the main point of the introduction and conclusion of "Abraham Lincoln: 16th President"? red

   a. Lincoln was president from 1861 to 1865.
   b. Abraham Lincoln was the 16th president of the United States.
   c. Abraham Lincoln played an important role in the Civil War.
   d. Abraham Lincoln is one of he most important presidents America has had.

2. What is the main point of paragraph two of "Abraham Lincoln: 16th President"? orange

3. What is the main point of paragraph three of "Abraham Lincoln: 16th President"? yellow

   a. Lincoln freed slaves during the Civil War.
   b. Lincoln was president during the Civil War.
   c. Lincoln's most famous speech is The Gettysburg Address.
   d. Lincoln caused seven southern states to leave the Union.

4. What is the main point of paragraph four of "Abraham Lincoln: 16th President"? green

Students type their answers right in the text box.

5. What is the main point of the introduction and conclusion of "The Most Influential Presidents in U.S. History"? blue

©Julie Bochese

ASSESSMENT

760L

Compare & Contrast Name: _____ Date: _____

Test: Food Is Fuel

Have you ever heard the expression, "You are what you eat"? This expression sounds

700L

Compare & Contrast Name: _____ Date: _____

Healthy Kids Are Happy Kids

It is important to be healthy if you want to have a long and enjoyable life. You can stay healthy by eating a healthy diet. Exercise is also important.

Health experts developed MyPlate. MyPlate outlines the five food groups that you need for a healthy meal. To build a healthy plate, half of your meal should be fruits and vegetables. The other half of your meal should be grains and proteins. It is important to have calcium-rich foods. Consume 2-3 servings of dairy each day. If you eat a balanced diet, your body will have the fuel it needs to grow and stay active.

Another important key to health is exercise. Exercise keeps your organs in shape. It also prevents you from being overweight. In addition, exercise helps prevent diseases. Being active is fun! You can stay fit by playing tag with your friends, riding your bike, going on a hike, or even jumping on a trampoline. If you exercise, you will have more energy and feel better.

Diet and exercise are the keys to staying healthy and happy. If you eat healthy and stay active, you will find that you have more energy. You will feel better about yourself.

©Julie Bochese

Color coded highlighting can also be done on the assessments!

Compare and contrast the most important points presented by two texts on the same topic.

Answer the following questions. Underline the text evidence in the color indicated.

1. What is the main idea of "Food Is Fuel"? — red

a. You are what you eat.
b. It is important to make healthy food choices to grow and have energy.
c. Half of your diet should be fruits and vegetables.
d. Calcium makes your bones strong.

2. What is the main point in paragraph two of "Food Is Fuel"? — orange

a. Half of your diet should be grains and proteins.
b. Children who are 8 years old should have 1-2 servings of fruit a day.
c. It is very important to eat dairy.
d. Half of your daily diet should be fruits and vegetables.

3. What is the main idea of "Healthy Kids Are Happy Kids"? — yellow

a. Exercise is important to staying healthy.
b. MyPlate helps you build a healthy plate.
c. Half of your diet should be fruits and vegetables.
d. You can stay healthy by eating a healthy diet and exercising.

4. What is the main point of paragraph three of "Healthy Kids Are Happy Kids"? — green

a. Exercise is important to your health.
b. Exercise keeps your organs in shape.
c. Diet and exercise are the keys to staying healthy and happy.
d. MyPlate outlines the healthy foods you should eat.

©Julie Bochese

This resource also includes TWO tests with different Lexile Levels for student assessment.

COMPARE & CONTRAST nonfiction

Compare-
How things are alike or the same

Contrast-
How things are different



Ballet Shoes and Slippers
Ballet shoes are **like** slippers because both shoes are types of slippers.

Ballet shoes are **different** than slippers because ballet shoes are used for dance, while slippers are worn around the house.

To compare and contrast two different texts on the same topic:

1. First, read each article, and determine the most important points the author makes. (To determine the main points in an article, determine the main idea of each paragraph.)
2. Next, determine which points in the articles are similar.
3. Then, determine which points in the articles are different.

©

...made some of the most familiar characters. Mickey Mouse first appeared in a short film called "Steamboat Willie". Minnie Mouse and Daisy Duck first appeared in a comic strip in 1930. Other beloved characters, including Pluto and Goofy, also appeared in comic strips.

Disney created over 50 movies. The first Disney movie was *Snow White and the Seven Dwarfs*. It came out in 1937. There are many other Disney classics like *Cinderella*, *The Lion King*, and *Frozen*.

Millions of tourists visit the Disney theme parks around the world each year. Disney opened his first theme park called Disneyland in 1955. There are now parks in Florida, Paris, Tokyo, and Hong Kong.

Walt Disney has entertained generations of people through his characters, films, and theme parks.

©Julie Bechtel

...pare & Contrast

Name: _____ Date: _____

Walt Disney: The Man Behind the Magic

...isney was born in Chicago on December 5, 1901. Walt's family ...ansas City. There, his parents bought a newspaper. Walt helped ... deliver newspapers. He worked early in the morning and late in ... Walt got poor grades in school because he often fell asleep in ... working so much.

...1920s, Walt became ... cartoons. His cartoons ...ular in Kansas City. Walt ...nove to Hollywood to open ...

...ired an animator named ...s, who later became his ...nd Lillian had a daughter ... Marie. They adopted ...ghter named Sharon Mae.

Walt Disney with the Seven Dwarfs in 1937

Walt continued to create popular cartoons, like Mickey Mouse. He also created many famous films, including his first film, *Snow White and the Seven Dwarfs*. It was not until the 1940s that Walt began his plans for his first theme park, Disneyland. In 1965, Walt began to plan his next theme park in Florida called Walt Disney World.

Walt never was able to see his Disney World dream come true. On Walt's 65th birthday, he died of prob...s caused from lung cancer.

©Julie Bechtel

...b. Children have enjoyed Disney's creations since the ...
c. Minnie Mouse and Daisy Duck first appeared in a co...
d. Mickey Mouse first appeared in a short film called "...

3. What is the main point of paragraph three of "Walt Disney's Caree...

The main point in paragraph 3 is Disney created many popular animated movies.

4. What is the main point of paragraph four of "Walt Disney's Career"?

a. There are many different Disney movies.
b. Disney created theme parks around the world.
c. Disney's theme parks are his greatest creation.
d. Disney opened his first theme park called Disneyland in 1955.

5. What is the main point of paragraph one of "Walt Disney: The Man Behind the Magic"?

a. Walt Disney earned poor grades in school.
b. Paragraph one is about Walt Disney's dreams.
c. Paragraph one is about Walt Disney's Childhood.
d. Walt Disney was born in Chicago on December 5, 1901.

©Julie Bechtel

...e main point of p...aph four of "Walt Disney: The Man Behind the Magic"?

...h 4 is all about ...ney's success as an ...r, film maker, and th... park designer.

...e main point of paragraph five o... ...lt Disney: The Man Behind the Magic"?

...ragraph 5 is all about Walt's 65... ...hday
...alt Disney planned Disney World in Florida.
...ragraph 5 is all about the end of Walt Disney's life.
...alt Disney has many famous characters and films he created.

...ar points do the authors make in both articles?

...ticles discuss Walt Disney's successful career as an ...r, film maker, and theme park creator.

...main point of the first article different from the main point of th...

1 only discusses Di...s career ...

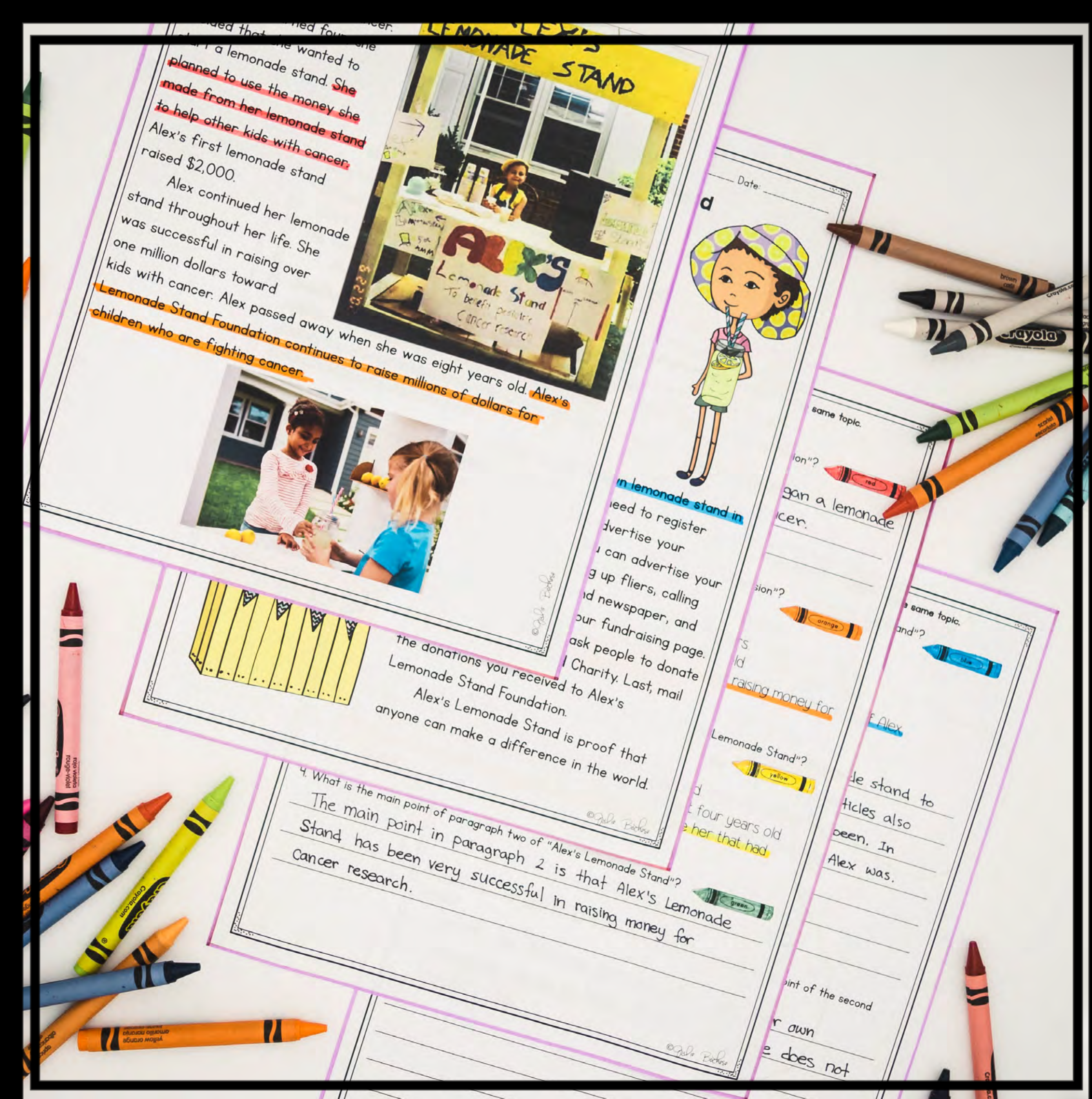

...ned four... she ...ded that she wanted to start a lemonade stand. She planned to use the money she made from her lemonade stand to help other kids with cancer. Alex's first lemonade stand raised $2,000.

Alex continued her lemonade stand throughout her life. She was successful in raising over one million dollars toward kids with cancer. Alex passed away when she was eight years old. Alex's Lemonade Stand Foundation continues to raise millions of dollars for children who are fighting cancer.

...n lemonade stand in ...eed to register ...dvertise your ...u can advertise your ...g up fliers, calling ...nd newspaper, and ...our fundraising page. ...ask people to donate ...l Charity. Last, mail the donations you received to Alex's Lemonade Stand Foundation.

Alex's Lemonade Stand is proof that anyone can make a difference in the world.

4. What is the main point of paragraph two of "Alex's Lemonade Stand"?

The main point in paragraph 2 is that Alex's Lemonade Stand has been very successful in raising money for cancer research.

Date:

...gan a lemonade ...cer.

...sion"?

...raising money for

Lemonade Stand"?

...t four years old ...e her that had

...e same topic.

...and"?

...f Alex

...de stand to ...ticles also ...been. In ...Alex was.

...oint of the second

...r own

...e does not

COMPARE & CONTRAST

task cards

2nd & 3rd GRADE



Compare & Contrast
Nonfiction

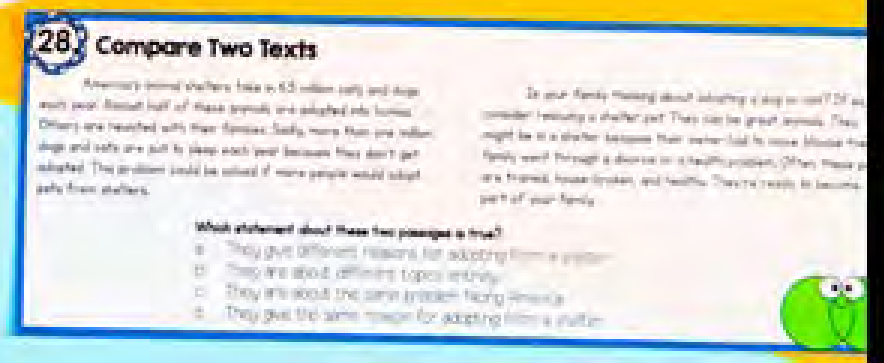

Common CORE Kingdom

1. Compare Two Stories

When I heard the wolf huffing and puffing at my door, I was so scared, I hardly knew what to do. I snuck out the back and hurried to my brother's brick house. I got out just in time, before the wolf blew my house into a pile of sticks.

Even though I was sick, I decided to visit my dear friend, the pig. When I knocked on his door, he rudely refused to open it. I started having a sneezing fit. I huffed and puffed, but I didn't even have a tissue. It seems his poorly-built stick house couldn't stand up to my sneezes.

How are the passages different?

a. They tell different parts of the story.
b. They are told by a different character.
c. They take place in a different time and place.
d. One is fiction and one is non-fiction.

2. Compare Two Stories

John was the handsomest young man in Charleston County. It was no wonder so many girls wanted to marry him. But Ma Sally wasn't about to give her son away in marriage to a

The girl certainly didn't look like a princess, but Prince Gellert believed her story. The queen, on the other hand, wasn't

3. Compare Two Stories

Halfway to Granny's house, Little Red Running Shorts met a wolf. The wolf tricked her into taking the long path to Granny's. Meanwhile, he hurried along the short path. He hoped to get to Granny's house first and gobble her up. However, Little Red Running Shorts was much faster than the wolf expected. She sprinted ahead and beat him to Granny's house.

When Little Red Riding Hood got to Granny's house, something was strange. Granny was in bed with a cold. She wore her nightgown and her nightcap, but she looked different.

"Why, Granny," Little Red said, "What big ears you have."

"The better to hear you with," the wolf cleverly replied.

What do the two passages have in common?

a. They are both versions of the same story.
b. They both tell the same part of the story.
c. They both include dialogue between characters.
d. They are both told by a character in the story.

Answer Sheet

Name: _____ Date: _____

Card #	Answer	Card #	Answer
1.	A	16.	C
2.	C	17.	D
3.	B	18.	A
4.	D	19.	B
5.	D	20.	A
6.	C	21.	C
7.	A	22.	D
8.	B	23.	B
9.	D	24.	D
10.	B	25.	A
11.	C	26.	C
12.	C	27.	B
13.	A	28.	A
14.		29.	B
15.		30.	D

4. Compare Two Stories

While her stepsisters got ready for the ball, Cinderella worked at her chores. She shoveled ashes from the fireplace and scrubbed the floor. No matter how hard she worked, she couldn't finish. Her nasty sisters kept demanding her help with their dresses and jewelry. Now, her stepmother would never let her go to the ball.

In the Indian village, all of the girls wanted to marry the Invisible Being. They dressed in beautiful buckskin dresses and wore fancy beaded necklaces. But the Rough-Face Girl didn't try to look beautiful. Her face and arms were too scarred. Her cruel older sisters made her tend the fire, where sparks popped and landed on her skin.

Based on the passages, which of these statements is true?

a. It's important to read Passage 1 to understand Passage 2.
b. These are similar stories that come from different cultures.
c. The sisters in Passage 1 are kinder than the sisters in Passage 2.
d. These are totally different stories with nothing in common.

COMPARE & CONTRAST
Digital Task Cards

30 Cards
Includes an audio reading of each passage.

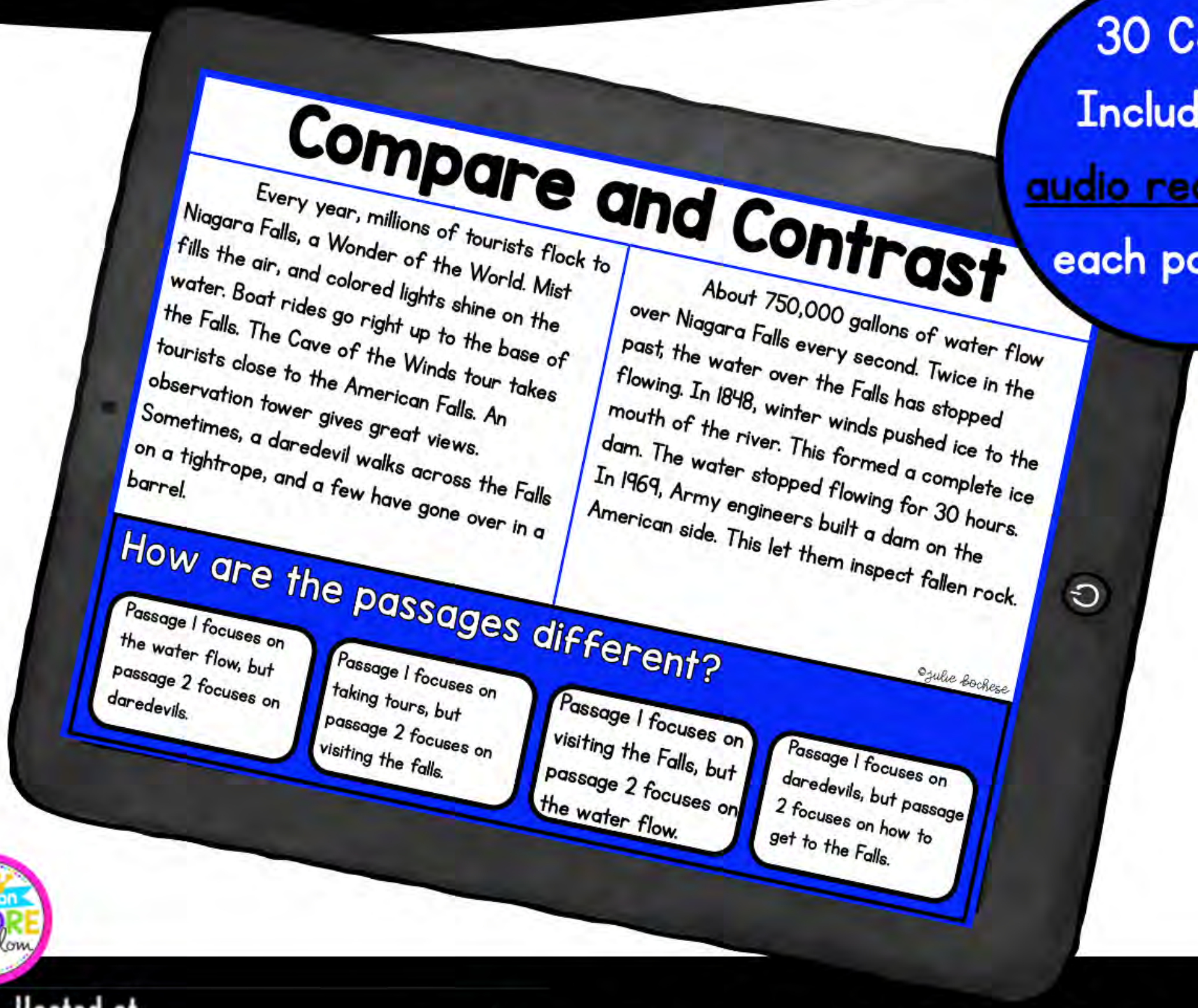

Hosted at boomlearning

BOOM CARDS

COMPARE & CONTRAST BOOM CARDS

2nd & 3rd Grade

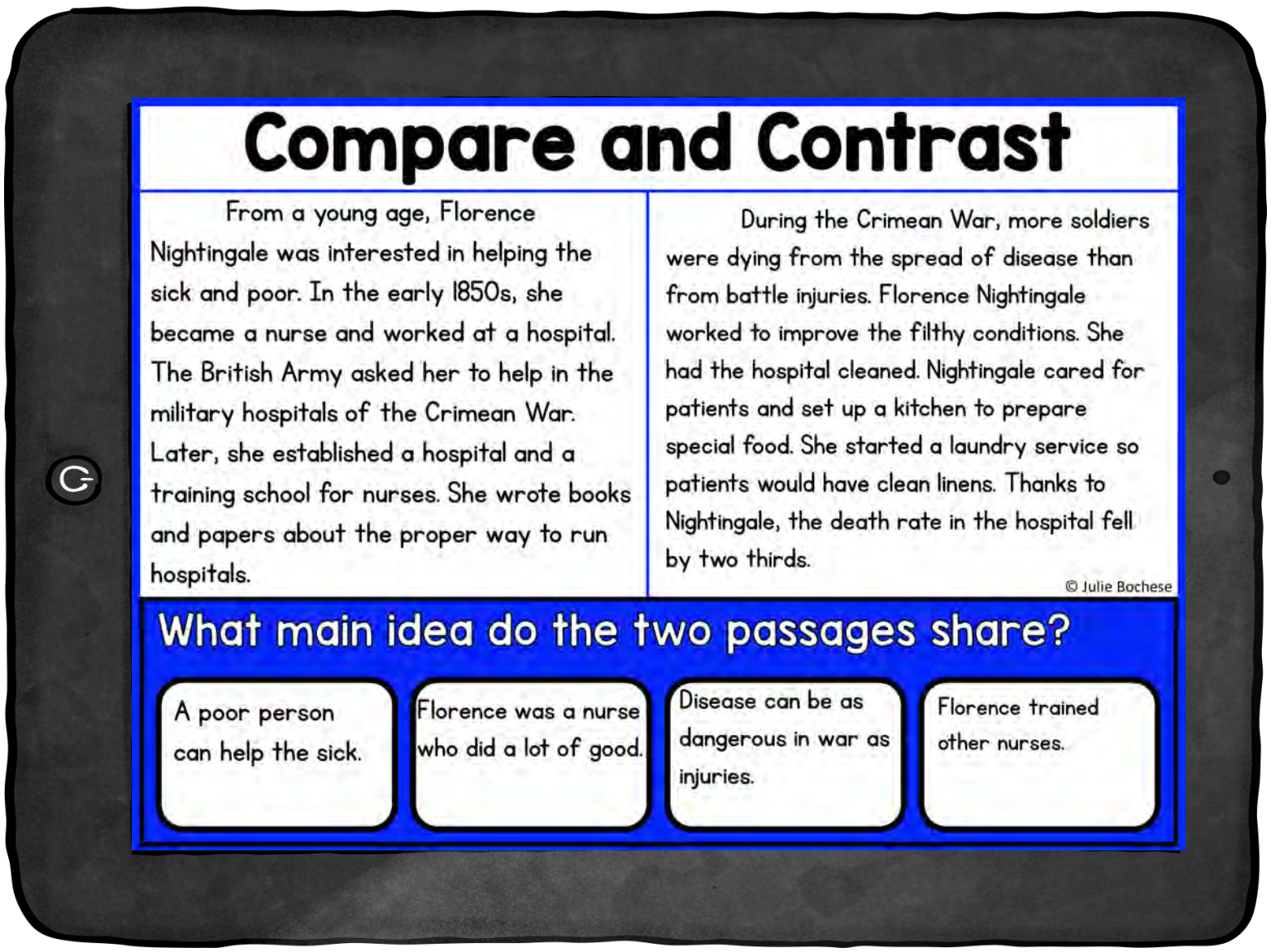

Click Here for a Playable Preview!

- Digital & Interactive
- Self Grading Multiple-Choice Questions
- Includes Audio

You may be eligible for a free trial from Boom Learning. Read here for details: http://bit.ly/BoomTrial. If you choose not to stay on a premium account after your free trial, you will still be able to assign all your Boom Cards to as many students as you see fit using Fast Play pins (which give instant feedback for decks that are self-grading).

COMPARE & CONTRAST BOOM CARDS

Compare and Contrast

In 1800, Thomas Jefferson and Aaron Burr tied for president. Congress had to vote to break the tie. Alexander Hamilton got most of them to vote for Jefferson. Aaron Burr became vice president. He was upset that Hamilton had helped Jefferson win. Years later, Burr killed Hamilton in a duel, while still vice president!

President Harry Truman ran for re-election against Thomas Dewey in 1946. Things looked bad for Truman all along. The news reported that he would lose. A newspaper printed the headline "Dewey Defeats Truman" ahead of time. But when the results came in, Truman had won! A famous photo shows President Truman smiling and holding up the newspaper.

© Julie Bochese

Based on the passages, which of these statements is true?

- Jefferson was a better president than Truman.
- Presidential elections don't always go smoothly.
- Alexander Hamilton and Thomas Dewey were both killed in a duel.
- There are many laws when it comes to electing a president