Multiplication & Division

Monster Science Lab Escape Room

3rd Grade

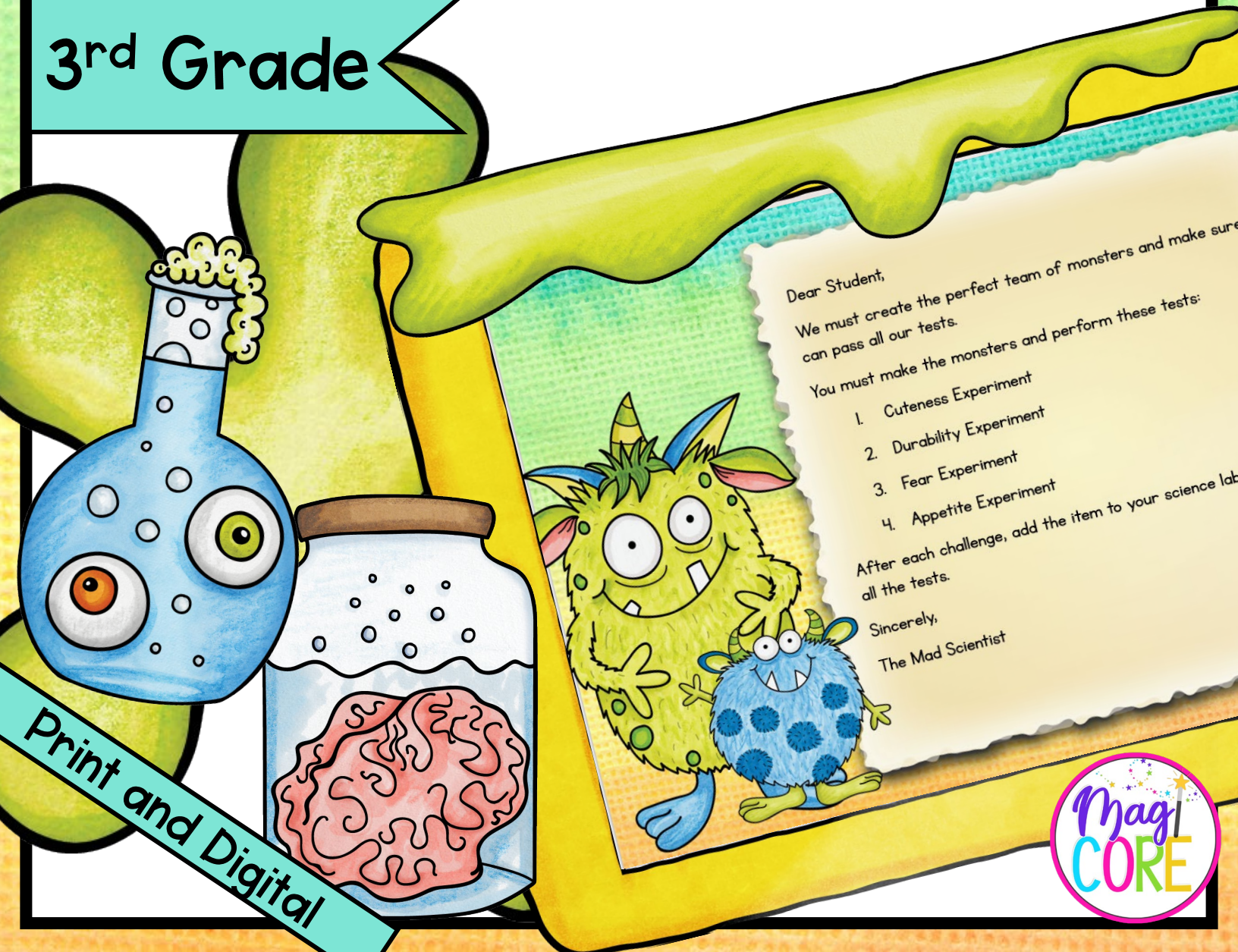

Print and Digital

MagiCORE

Print & Digital Options

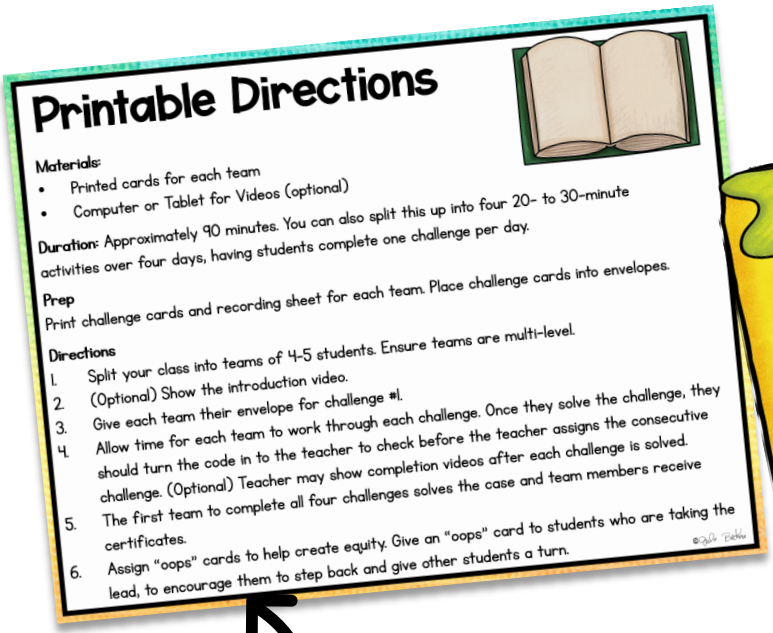



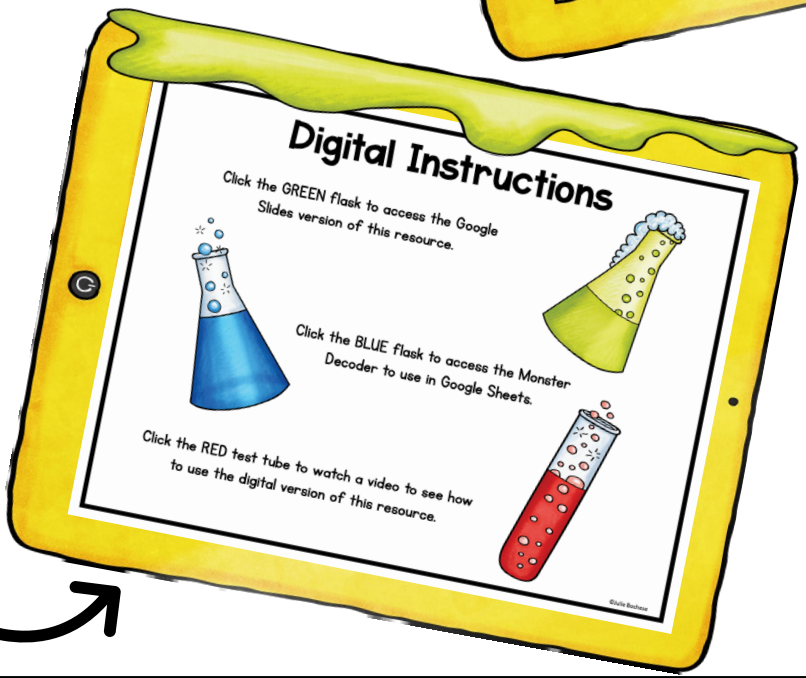

Print

- Low prep
- Student collaboration
- Can eliminate technology

Google Slides

- Decoder included for self correcting
- Videos

Webscape

- Self correcting
- Easy to follow
- Animation
- Videos
- Audio

Print Friendly Version

Challenge #1

1. Solve each "find the missing numbers" problem.
2. Record answers on your brochure.
3. Check your answers in the Monster Decoder.
4. Add the baby bottle to your science lab.
5. Scan the QR code in the corner of the next page.
6. Move on to the challenge #2.

1. 8 x ___ = 48
   ___ x 8 = 48
   48 ÷ ___ = 8
   48 ÷ 8 = ___
   a. 5
   b. 6
   c. 7
   d. 8

2. 5 x ___ = 35
   ___ x 5 = 35
   35 ÷ ___ = 5
   35 ÷ 5 = ___
   a. 5
   b. 6
   c. 7
   d. 8

3. 4 x ___ = 36

4.

5. 7 x ___ = 49

Challenge #2

1. Solve each "fact families" problem.
2. Record answers on your brochure.
3. Check your answers in the Monster Decoder.
4. Add the hammer to your science lab.
5. Scan the QR code in the corner of the next page.
6. Move on to the challenge #3.

1.

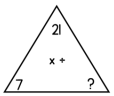

Choose all the equations that fit in this fact family:

a. 3 = 21 x 7
b. 3 x 7 = 21
c. 21 ÷ 7 = 3
d. 21 = 7 ÷ 3

2.

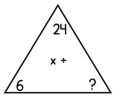

Choose all the equations that fit in this fact family:

a. 24 = 6 x 4
b. 6 x 4 = 24
c. 4 ÷ 6 = 24
d. 24 = 6 ÷ 4

3.

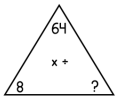

Choose all the equations that fit in this fact family:

a. 64 ÷ 8 = 8
b. 8 = 64 x 8
c. 8 x 8 = 64
d. 8 = 64 ÷ 8

4.

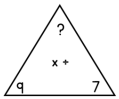

Choose all the equations that fit in this fact family:

a. 7 ÷ 9 = 63
b. 63 = 9 x 7
c. 7 x 63 = 9
d. 63 = 9 ÷ 7

5.

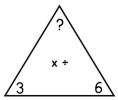

Choose all the equations that fit in this fact family:

a. 6 ÷ 3 = 18
b. 6 = 3 x 18
c. 3 x 6 = 18
d. 6 = 18 ÷ 3

6.

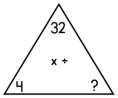

Choose all the equations that fit in this fact family:

a. 32 ÷ 4 = 8
b. 32 x 8 = 4
c. 8 x 4 = 32
d. 8 ÷ 32 = 4

©Julie Bichese

Videos Tell the Story

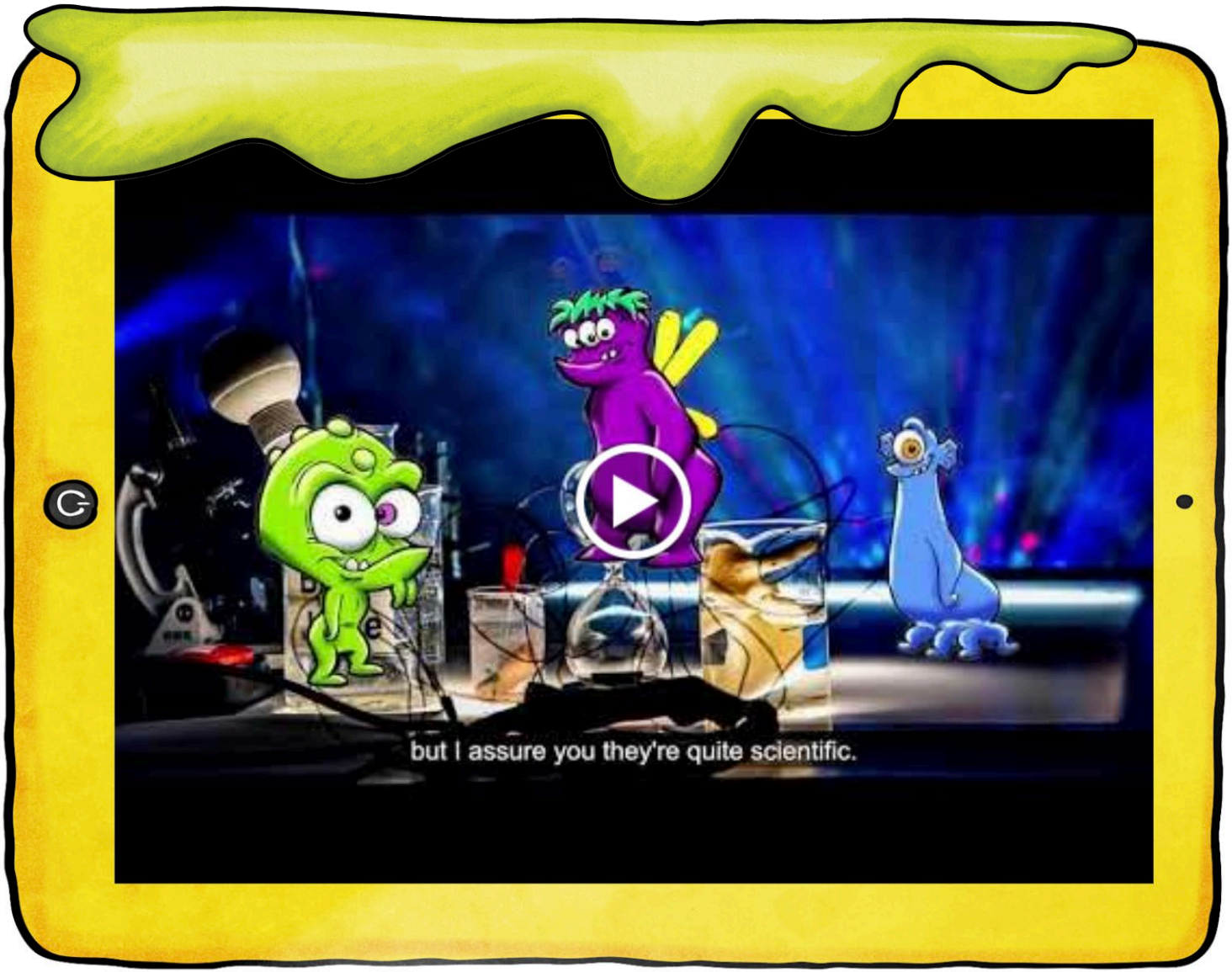

Four Standards-Based Math Challenges

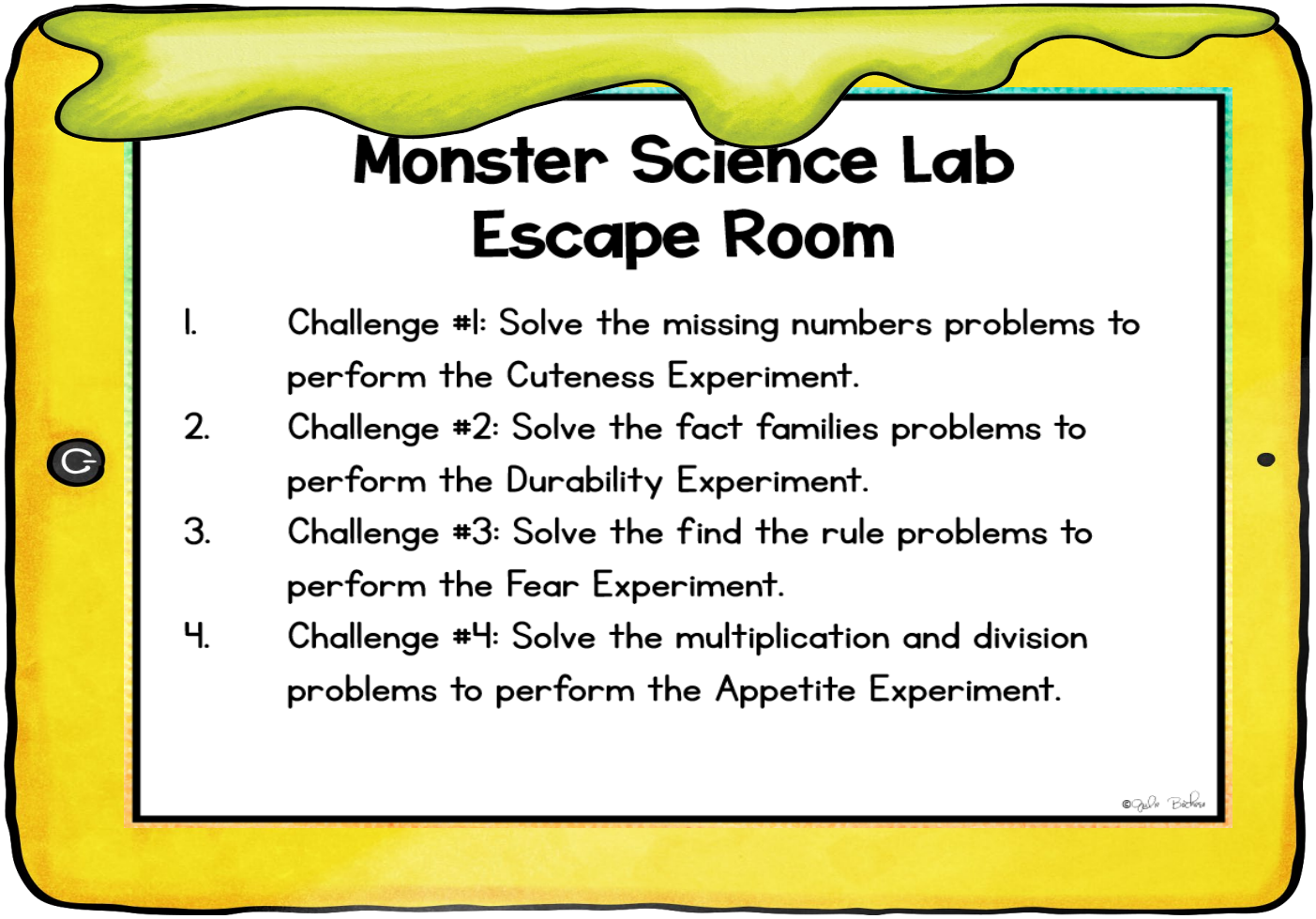

Challenges Asses Various Skills

Challenge #3

1. Solve the "find the rule" problems.
2. Use your answers to perform the Fear Experiment.
3. Collect the clown to move on to the next challenge.

Interactive

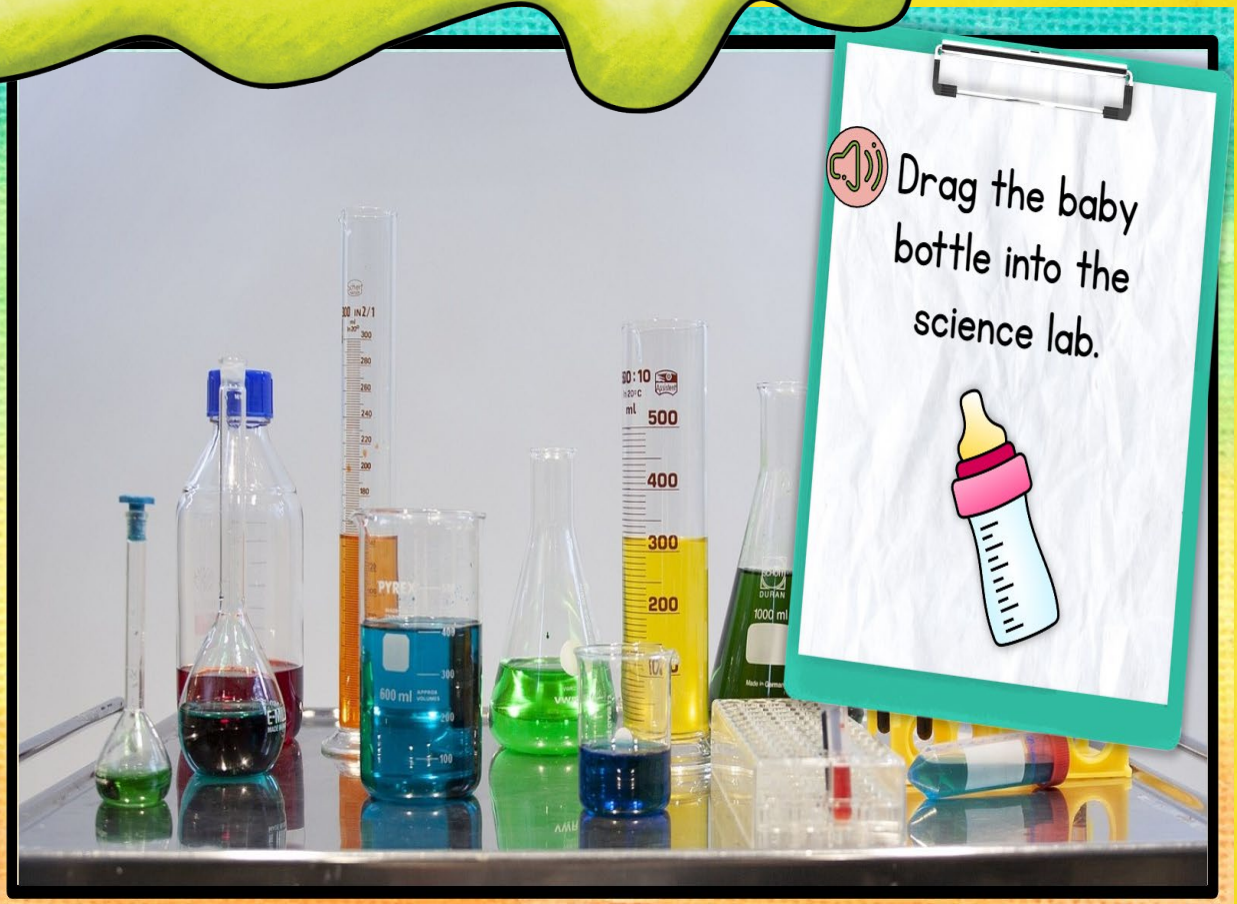

Challenges are Quick

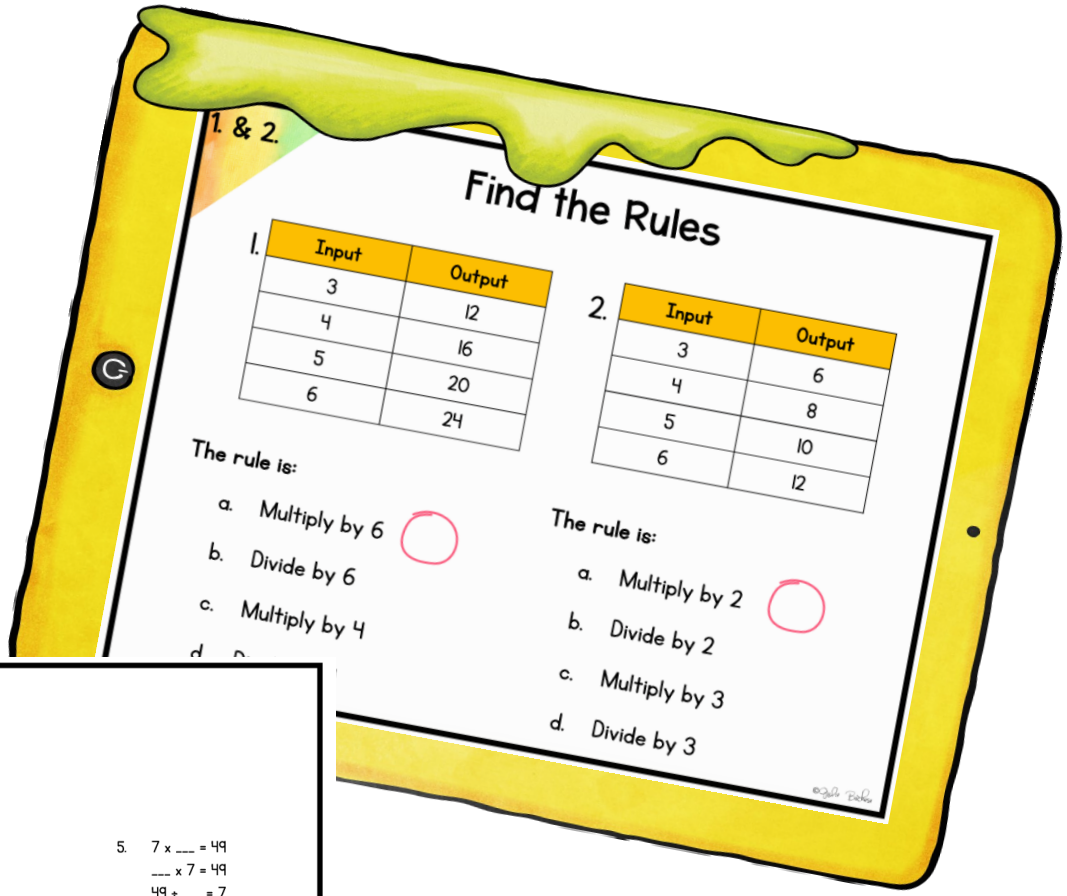

Challenge #1

1. Solve each "find the missing numbers" problem.
2. Record answers on your brochure.
3. Check your answers in the Monster Decoder.
4. Add the baby bottle to your science lab.
5. Scan the QR code in the corner of the next page.
6. Move on to the challenge #2.

1. 8 x ___ = 48
   ___ x 8 = 48
   48 ÷ ___ = 8
   48 ÷ 8 = ___
   a. 5
   b. 6
   c. 7
   d. 8

2. 5 x ___ = 35
   ___ x 5 = 35
   35 ÷ ___ = 5
   35 ÷ 5 = ___
   a. 5
   b. 6
   c. 7
   d. 8

3. 4 x ___ = 36
   ___ x 4 = 36
   36 ÷ ___ = 4
   36 ÷ 4 = ___
   a. 7
   b. 8
   c. 9
   d. 10

4. 3 x ___ = 24
   ___ x 3 = 24
   24 ÷ ___ = 3
   24 ÷ 3 = ___
   a. 7
   b. 8
   c. 9
   d. 10

5. 7 x ___ = 49
   ___ x 7 = 49
   49 ÷ ___ = 7
   49 ÷ 7 = ___
   a. 4
   b. 5
   c. 6
   d. 7

6. 7 x ___ = 63
   ___ x 7 = 63
   63 ÷ ___ = 7
   63 ÷ 7 = ___
   a. 7
   b. 8
   c. 9
   d. 10

Webscape™



Most immersive and easy-to-follow experience.

Students follow directions with the click of a button.

Webscape™

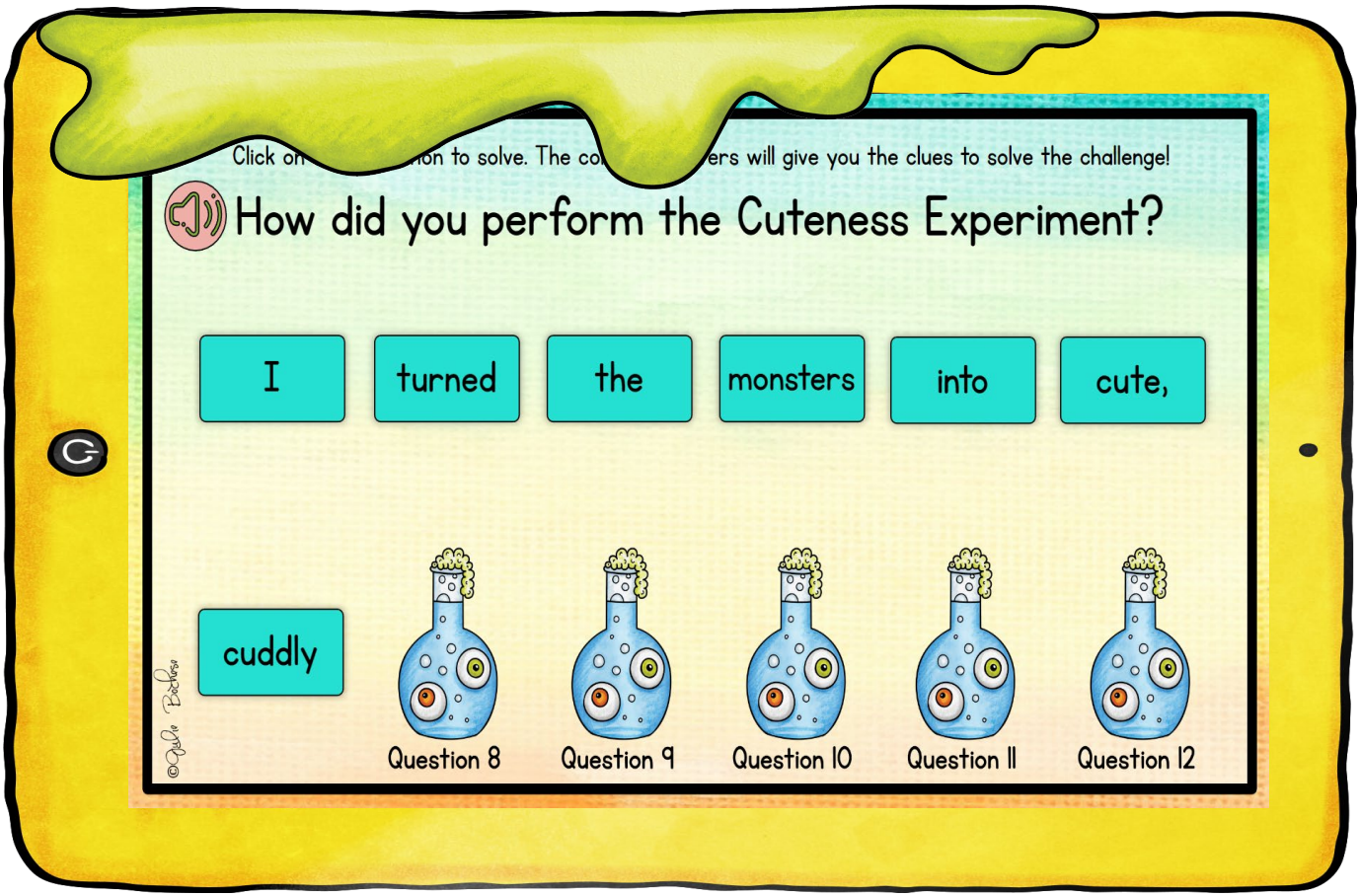

Includes option for audio on directions and questions.

Webscape™



Self-correcting but maintains rigor by ensuring students are not guessing.

Webscape™

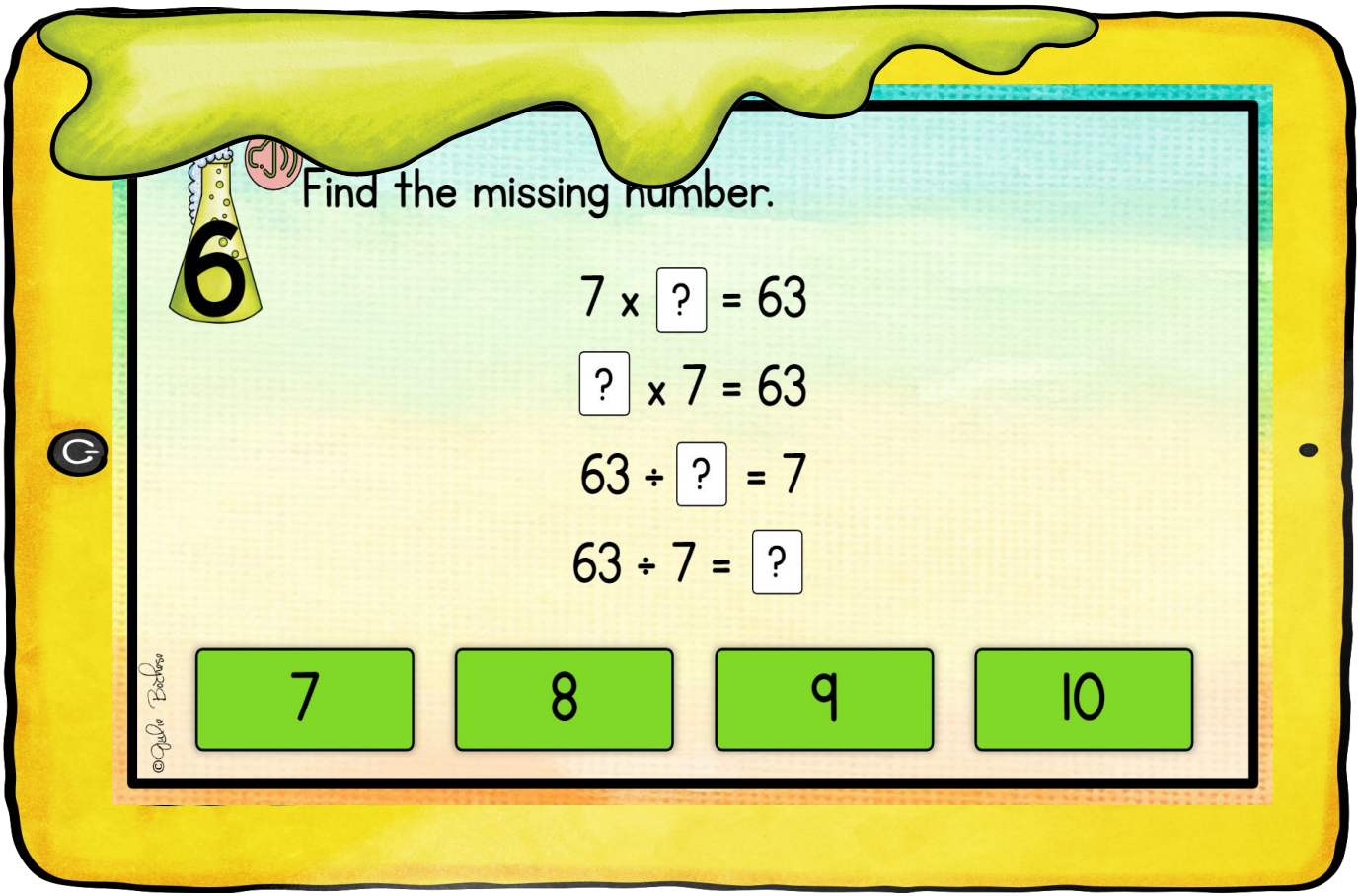

Questions review key 3rd grade math skills.

Printable Version Includes "Ooops!" Challenges

Printable Version Includes Recording Brochure & Decoder

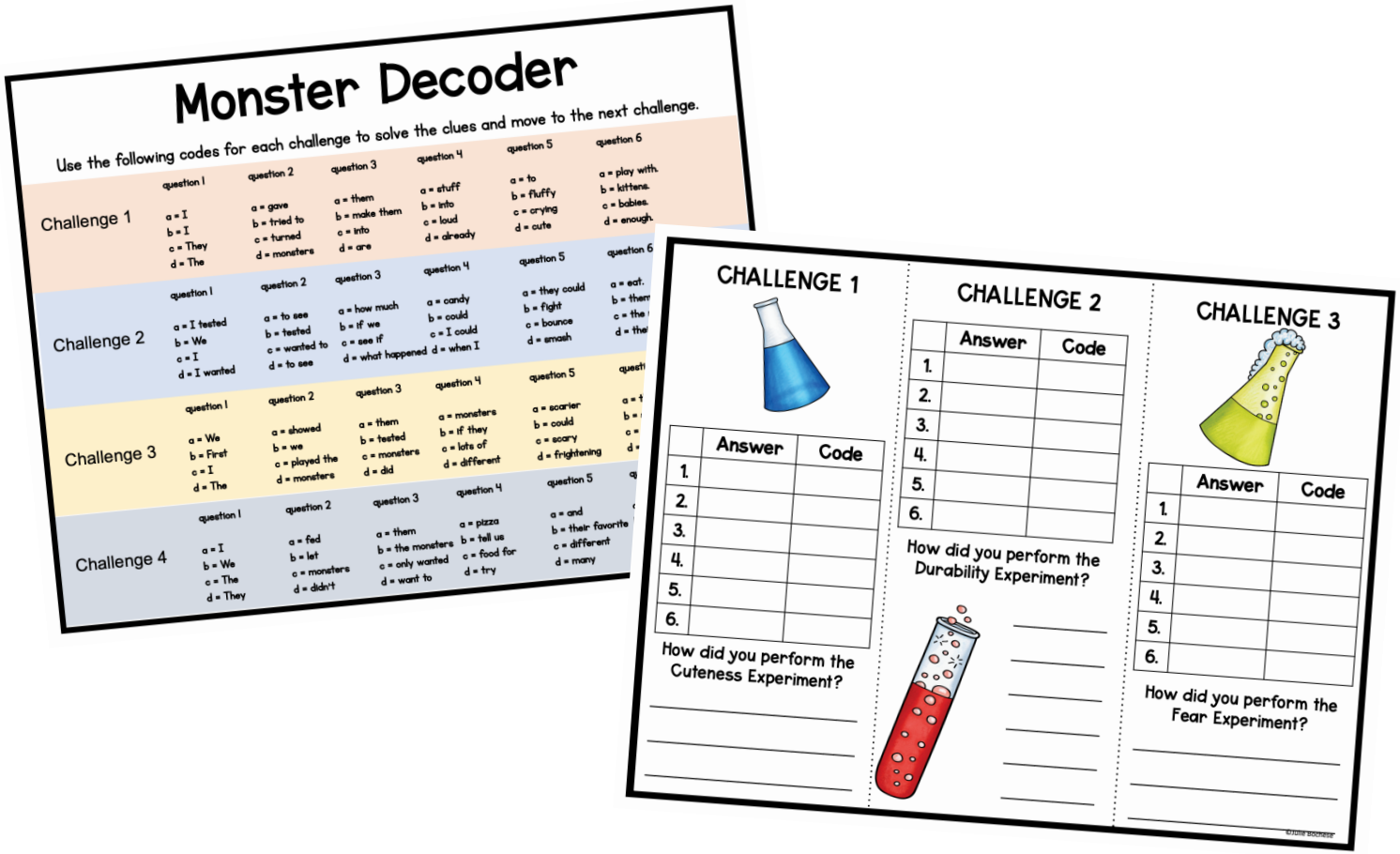

Monster Decoder

Use the following codes for each challenge to solve the clues and move to the next challenge.

	question 1	question 2	question 3	question 4	question 5	question 6
Challenge 1	a = I b = I c = They d = The	a = gave b = tried to c = turned d = monsters	a = them b = make them c = into d = are	a = stuff b = into c = loud d = already	a = to b = fluffy c = crying d = cute	a = play with. b = kittens. c = babies. d = enough.
Challenge 2	question 1 a = I tested b = We c = I d = I wanted	question 2 a = to see b = tested c = wanted to d = to see	question 3 a = how much b = if we c = see if d = what happened	question 4 a = candy b = could c = I could d = when I	question 5 a = they could b = fight c = bounce d = smash	question 6 a = eat. b = them c = the d = the
Challenge 3	question 1 a = We b = First c = I d = The	question 2 a = showed b = we c = played the d = monsters	question 3 a = them b = tested c = monsters d = did	question 4 a = monsters b = if they c = lots of d = different	question 5 a = scarier b = could c = scary d = frightening	
Challenge 4	question 1 a = I b = We c = The d = They	question 2 a = fed b = let c = monsters d = didn't	question 3 a = them b = the monsters c = only wanted d = want to	question 4 a = pizza b = tell us c = food for d = try	question 5 a = and b = their favorite c = different d = many	

CHALLENGE 1

	Answer	Code
1.		
2.		
3.		
4.		
5.		
6.		

How did you perform the Cuteness Experiment?

CHALLENGE 2

	Answer	Code
1.		
2.		
3.		
4.		
5.		
6.		

How did you perform the Durability Experiment?

CHALLENGE 3

	Answer	Code
1.		
2.		
3.		
4.		
5.		
6.		

How did you perform the Fear Experiment?

Google Slides Prompt Students to use Decoder


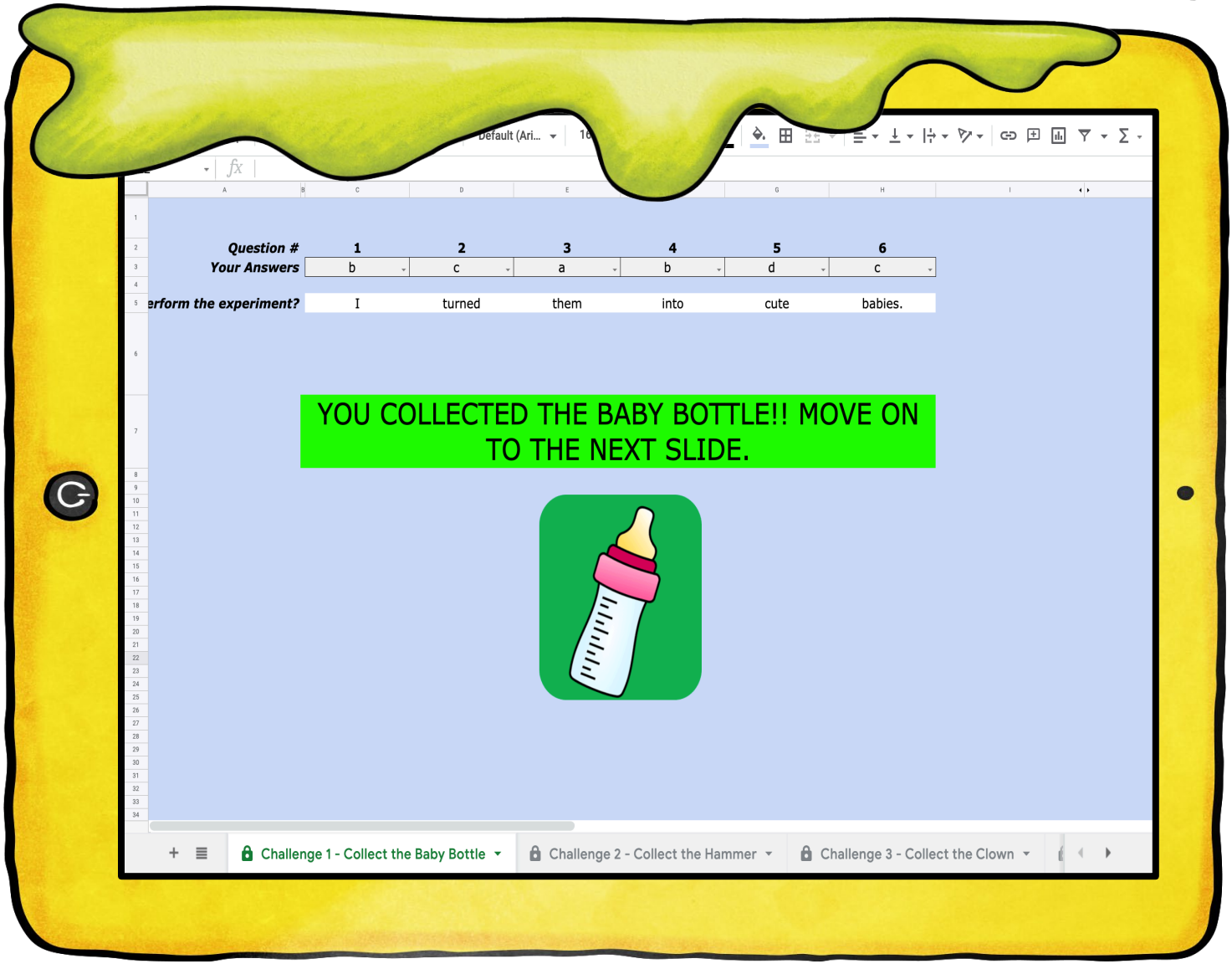
Decoder in Digital Version is Self-Checking