

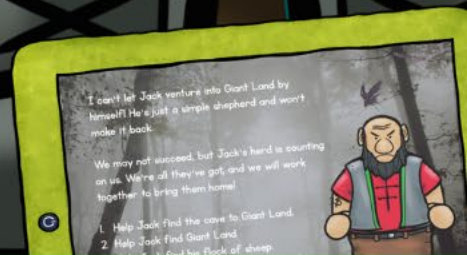
5th Grade

Compare & Contrast

Giant Land Escape Room



PRINTABLE • GOOGLE • WEBSCAPE™





I can't let Jack venture into Giant Land by himself! He's just a simple shepherd and won't make it back. We may not succeed, but Jack's flock of sheep is counting on us. We're all they've got, and we will work together to bring them home! After each challenge, gather the straggling sheep from Jack's flock and return them to the village safely.

Let's Go!

Find the Giant Land!

Students won't realize they are practicing Compare & Contrast skills! They will be immersed in the storytelling and our original videos as they complete reading comprehension challenges.

Learn more!



4 Reading Challenges

Challenge #1

1. Read the story and answer the questions.
2. Use your answers to help Jack find the cave to Giant Land.
3. Collect any sheep you stumble across and return them safely to the village before helping Jack find Giant Land.



1 The Missing Teapot

Penny typed several notes about Mrs. Lupita's antique teapot into her phone. It was missing, and Mrs. Lupita wanted it back because she had inherited it from her great-grandmother.

Good detectives gather facts and ask questions, so Penny wrote a description of the teapot. Then, she examined a picture Mrs. Lupita had of great-grandmother and herself with the teapot on the table between them. The teapot had a blue-and-white checkerboard pattern on its exterior, and the lid had a beautiful knob that looked like a sparkling, blue diamond. Two brass arms and an intricately carved handle made up its fancy handle.

accidentally broken a small piece at the tip of the spout while washing the pot.

"Where did you last see the teapot?" Penny hoped for more wanted to solve this case for her favorite neighbor.

"It was on my stovetop. Like always," Mrs. Lupita told her right there and move it to the counter when I cook."

Penny investigated the area and found a smear of straw on the counter to the left of the stove.

1. Which of the following statements is true about "The Missing Teapot" and "The Windows Don't Lie?"
 - a. Both stories feature main characters who want to make a difference.
 - b. Both stories feature characters who must make huge sacrifices in their lives.
 - c. Both stories feature characters who suffer from illnesses.
 - d. Both stories feature main characters who solve mysteries.

2. Which of the following is true about the settings of "The Missing Teapot" and "The Windows Don't Lie?"
 - a. Both stories take place outside.
 - b. Both stories take place long ago.
 - c. Both stories take place at or near the scene of the crime.
 - d. Both stories take place at sea.

- Which of the following elements appear in both "The Missing Teapot" and "The Windows Don't Lie?"
- a. disagreements and lying
 - b. characters falling in love
 - c. a sad ending
 - d. piecing together information and questioning suspects

The main characters in both stories solve mysteries in similar ways. Which statement best describes their methods?

- a. First, the main characters gather evidence. Next, they use their skills to convince others of the truth.
- b. First, the main characters gather information about a crime that they believe to be true. Then, they use their detective skills to follow up on the clues. Finally, they solve the mystery.
- c. First, the main characters gather information about a crime that they believe to be true. Then, they use their detective skills to follow up on the clues. Finally, they solve the mystery.
- d. First, the main characters gather information about a crime that they believe to be true. Then, they use their detective skills to follow up on the clues. Finally, they solve the mystery.

- Challenges focused on Reading Comprehension
- Each challenge takes about 20-30 minutes
- 8 short fiction passages
- Multiple choice questions
- Passages in 4th-5th Grade Text Complexity band (740L-1010L)
- Passages and questions are scaffolded

Learn more!



4 Reading Challenges

- Themed videos integrated throughout the Escape Room to keep kids engaged.
- Students work in groups, partners, or independently.

Learn more!



Challenge #3

1. Read both stories and answer the questions.
2. Use your answers to help Jack find his flock of sheep.
3. Collect any sheep you stumble across and return them safely to the village by helping Jack block the cave to Gid.



1 Camping Concert

After checking that they'd packed all they needed, Uncle Bruce and Luke drove to a campsite in Vermont. They spent an hour hiking into the woods while carrying their heavy backpacks. Luke's legs burned and sweat trickled down his back under his T-shirt.



Finally, they reached a large clearing in the trees, and Uncle Bruce set down his pack, waving his arm at the wilderness around them. "Let's set up the tents," he said.

Luke turned in a circle, and aside from a few bugs buzzing around his head, the woods were quiet and still. An uneasy feeling settled in his stomach.

Don't be a baby, he told himself then got busy helping Uncle Bruce put together the tents. They went fishing, built a fire, and cooked dinner over an open fire. His uncle pulled out a deck of cards, and Luke won three rounds of Go Fish. They concluded the night by telling a few ghost stories by the fire.

It was time for bed, Luke climbed into one tent while Uncle Bruce lumbered off to the other. As Luke flickered in the firepit, casting strange-looking shadows on the canvas walls of Luke's tent, Luke couldn't stop watching those shadows. An owl hooted in the distance.

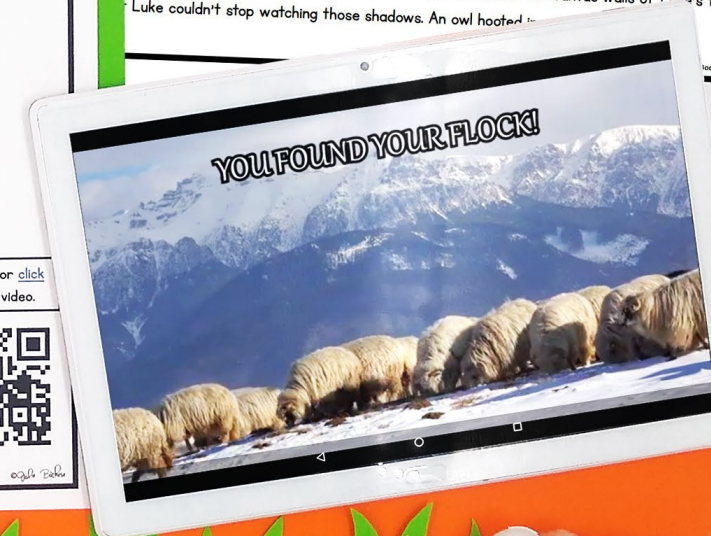
Find the Flock of Sheep

Enter your answers in the Shepherd's Decoder to see if you are ready to find the flock of sheep.



DO NOT go to the next page until you've answered the question on your brochure!

Scan the QR code or [click here](#) to view the video.



3 Versions


- Print
- Google Slides
- Webscape™ (Our most popular experience)

Learn more!



1 The Missing

Penny typed several notes about Mrs. Lupita's antique teapot. Mrs. Lupita wanted it back because she had inherited it from



Good detective wrote a description of the teapot. Then, she examined a picture Mrs. Lupita had of her and her great-grandmother with the teapot on the table between them. It had a blue-and-white checkerboard pattern on its exterior, and the lid had a beautiful knob that looked like a sparkling, blue diamond. Two brass arms and an intricately carved piece of smooth, rounded wood made up its fancy handle. Mrs. Lupita reported that she'd accidentally broken a small piece at the tip of the spout while washing the precious teapot the other night.

1 The Missing Teapot

Penny typed several notes about Mrs. Lupita's antique teapot into her phone. It was missing, and Mrs. Lupita wanted it back because she had inherited it from her great-grandmother.



Good detectives gather facts and ask questions, so Penny wrote a description of the teapot. Then, she examined a picture Mrs. Lupita had of her and her great-grandmother with the teapot on the table between them. It had a blue-and-white checkerboard pattern on its exterior, and the lid had a beautiful knob that looked like a sparkling, blue diamond. Two brass arms and an intricately carved piece of smooth, rounded wood made up its fancy handle. Mrs. Lupita reported that she'd accidentally broken a small piece at the tip of the spout while washing the precious teapot the other night.

"Where was the teapot last seen?" Penny hoped for more clues to its whereabouts. She really wanted to solve this case for her favorite neighbor.

"I keep it on display

ast crumbs on the

©Julie Boches

The Missing Teapot

Penny typed several notes about Mrs. Lupita's antique teapot into her phone. It was missing, and Mrs. Lupita wanted it back because she had inherited it from her great-grandmother.



Good detectives gather facts and ask questions, so Penny wrote a description of the teapot. Then, she examined a picture Mrs. Lupita had of her great-grandmother and herself with the teapot on the table between them. The teapot had a blue-and-white




1. Which of the following statements is true about "The Missing Teapot" and "The Windows Don't Lie?"

Both stories feature main characters who want to make a difference.

Both stories feature characters who must make huge sacrifices in their lives.

Both stories feature characters who suffer from illnesses.

Both stories feature main characters who solve mysteries.

	PDF 	Google Slides 	Webscape™ 
Format Type	Printable	Digital	Digital
Device	N/A	Any Device	Any Device
Required Prep	Print & Go	Copy & Share	Zero Prep
Student Answers	Printable Answer Pamphlet	Google Sheets Decoder Tool	Integrated Challenge Hub
Self Correcting	Includes Answer Key	Self Correcting	Self Correcting
Custom Videos	QR Codes	Embedded You Tube	Embedded
Audio Readings	N/A	No Audio Readings	Contains Audio Readings
Navigation	N/A	Student Directed	Automatically Advancing
Extras	Early Finish Challenges	Movable Pieces	Interactive Animation

3 Versions

- Print
- Google Slides
- Webscape™ (Our most popular experience)

Learn more!



Print

- Cut and paste stamps for each challenge
- Easy to follow
- Optimal for group or partner work
- Recording brochure for answers
- Self-checking decoder
- Certificate of completion

Learn more!



I can't let Jack venture into Giant Land by himself! He's just a simple shepherd and won't make it back.
We may not succeed, but Jack's flock of sheep is counting on us. We're all they've got, and we will work together to bring them home! After each challenge, gather the straggling sheep from Jack's flock and return them to the village safely.

© 2015 Peter



Shepherd's Decoder

Use the following codes for each challenge to unlock the secret item and move to the next challenge.

Challenge 1	Question 1	Question 2	Question 3	Question 4	Question 5	Question 6	
enge 1	a = We b = On c = In d = I	a = of b = the c = saw d = where	a = near b = middle c = around d = it	a = of b = through c = over d = with	a = my b = it c = giant d = land	a = glasses b = binoculars c = map d = sheep	
	enge 2	a = Helped b = Found c = Led d = I	a = to b = led c = is d = him	a = into b = in c = under d = toward	a = huge b = stamping c = cave d = corner	a = bird b = flock c = giant d = sheep	a = feet b = hill c = water d = cave
		enge 3	a = The b = Giants c = We d = I	a = had b = used c = followed d = found	a = behind b = a c = over d = with	a = the b = it c = a d = his	a = hungry b = giant c = map d = helping
Challenge 4			a = With b = discovered c = a d = small	a = With b = discovered c = a d = small	a = With b = discovered c = a d = small	a = With b = discovered c = a d = small	a = With b = discovered c = a d = small

GIANT LAND COMPARE AND CONTRAST RECORDING BROCHURE

Record your challenge answers along your journey.



	Answer	Code
1.	C	We
2.	C	Followed
3.	A	behind
4.		
5.		
6.		

How did you spot the flock of sheep?

Print

- OOPS! Cards for differentiation

Learn more!



You Did It!



Jessica Davis

(Name)

Has successfully completed the challenges,
trapped the giants, and helped bring my
sheep home safely.



18/09

(Date)

Scan the QR code or [click here](#) to view the video.



Shepherd

Ooops!

You caught the attention of the giants.



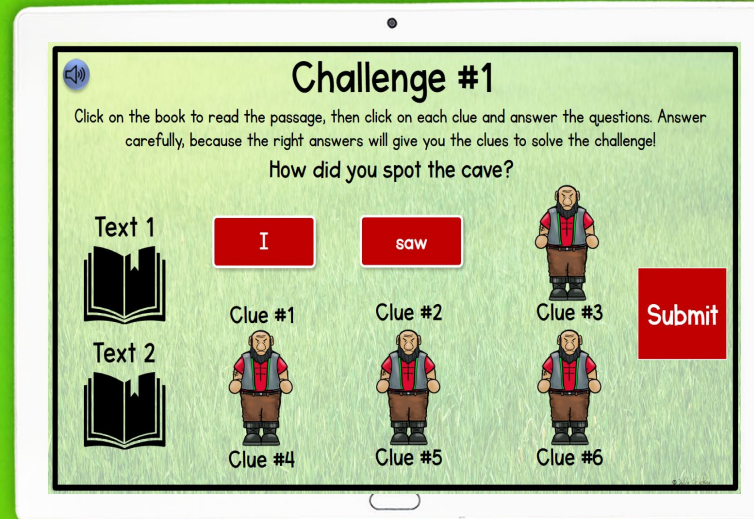
YOU MUST STAY QUIET FOR 5
MINUTES. NO SPEAKING!

©2018 David

Webscape TM

- Most interactive experience
- Self correcting
- Embedded videos
- Embedded audio
- Animation
- Simple navigation

Learn more!



Webescape TM

- No log ins or sign ups
- Works with any device that has an internet connection and web browser
- Zero prep! Just share the link with your students.

Learn more!



Google Slides

- Three problems per slide
- Students drag to circle their answers

Learn more!

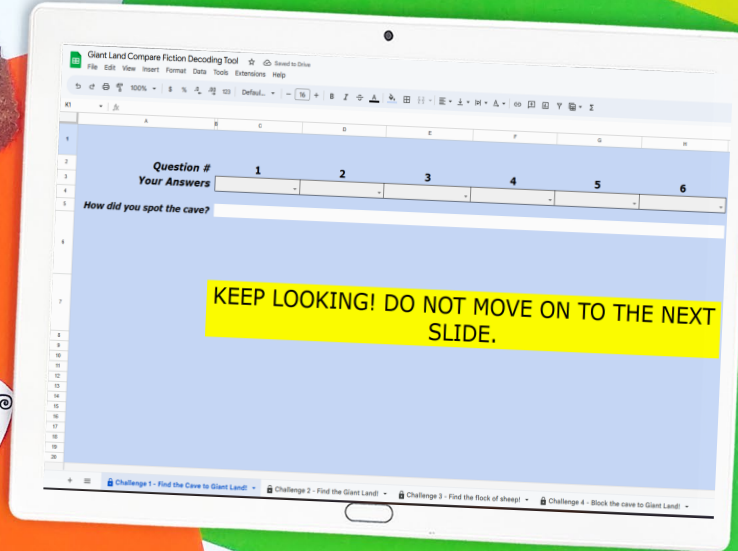


1. Which of the following statements is true about "The Missing Teapot" and "The Windows Don't Lie?"
- ☐ a. Both stories feature main characters who want to make a difference.
 - ☐ b. Both stories feature characters who must make huge sacrifices in their lives.
 - ☐ c. Both stories feature characters who suffer from illnesses.
 - ☐ d. Both stories feature main characters who solve mysteries.
2. Which of the following is true about the settings of "The Missing Teapot" and "The Windows Don't Lie?"
- ☐ a. Both stories take place outside.
 - ☐ b. Both stories take place long ago.
 - ☐ c. Both stories take place at or near the scene of the crime.
 - ☐ d. Both stories take place at sea.
3. Which of the following are elements that appear in both "The Missing Teapot" and "The Windows Don't Lie?"
- ☐ a. disagreements and lying
 - ☐ b. characters falling in love
 - ☐ c. a sad ending
 - ☐ d. piecing together information and questioning suspects
4. Both of the main characters solve mysteries in similar ways. Which statement best describes their strategies?
- ☐ a. First, the main characters gather evidence. Next, they use their skills to convince the criminals to confess to the crime.
 - ☐ b. First, the main characters gather information about a crime that is believed to have been committed. Next, they use their detective skills to follow clues. Then, they solve the mystery.
 - ☐ c. First, the main characters decide that the mystery cannot be solved easily. They try to gather clues, but eventually quit.
 - ☐ d. First, the main characters blame the criminals they feel are responsible for the crime. Then, they gather facts and evidence. This leads them to the real criminals.
- ©2018 Scholastic

Google Slides

- Toggle to self-checking decoder
- Decoder will prompt at the end of each challenge whether students are correct or need to check their work.


Learn more!



Looking for More?

ESCAPE ROOM BUNDLE
Reading Review

4th – 5th
Grade



ELA Review
Whodunit
Escape Room

MOUNT OLYMPUS
Greek Mythology
Escape Room

Frozen Ice Palace
Fiction Review
Escape Room

Print and Digital

Magi
CORE

ESCAPE ROOM BUNDLE
Reading Comprehension

4th – 5th
Grade



Main Idea
Wizarding Escape Room

Context Clues
Pirate Themed Escape Room

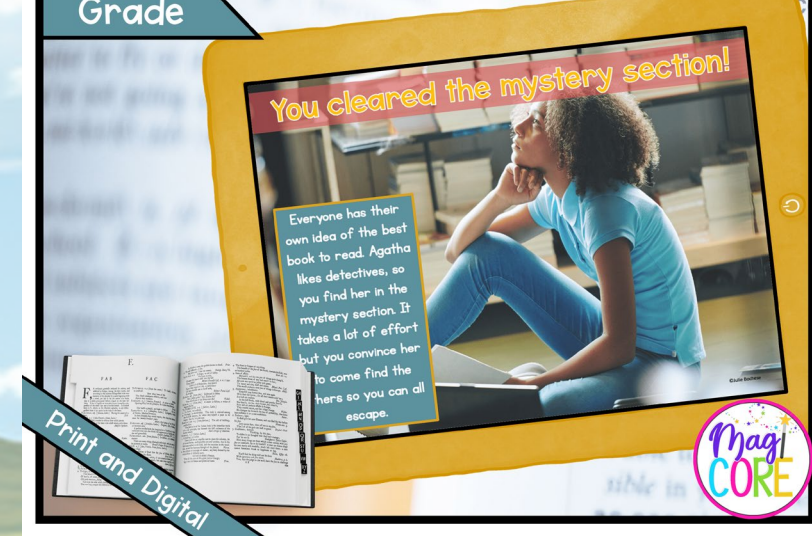
Text Features
Mission in Space Escape Room

Print and Digital

Magi
CORE

Locked in the Library
Dictionary Skills Escape Room

4th – 5th
Grade



You cleared the mystery section!

Everyone has their own idea of the best book to read. Agatha likes detectives, so you find her in the mystery section. It takes a lot of effort but you convince her to come find the here so you can all escape.

Print and Digital

Magi
CORE