

Science Aligned

PLANETARIUM

VIRTUAL field trip





What is a Planetarium?

Planetariums are places where people go to learn about space! They provide information and activities related to the sun and other planets in our solar system, as well as many other things outside of our galaxy! Planetariums usually have a dome-shaped theater where visitors can look up at images or videos of the night sky. People usually enter the dome theater when they want to learn more about constellations and other stars. You'll have the chance to do this in the Night Sky Exhibit during this trip!

The tablet screen features a blue background with a white border. On the left side, there are three small images: a hand reaching out towards a galaxy, a large planetarium building with a dome, and a red and yellow rocket. On the right side, there is a cartoon astronaut in an orange suit. The text is arranged in a clear, readable font.

INTEGRATES READING

Short reading passages
build background and
introduce key vocabulary.




Rotation and Revolution

Use the information you learned in the video to fill in the blanks!

The sun is at the center of our solar system, and all planets around it! This is also called orbiting. Every planet takes a different amount of time to revolve around the . Planet Earth takes 365 days to revolve around the sun, which is why the length of one year is ! Other planets may revolve around the sun faster or slower, which changes the length of their year.

At the same time the revolve around the sun, they on their own axis. Rotating is just like spinning! Planet Earth takes 24 hours to rotate in a complete circle, which is why the length of one day is . Just like revolving around the sun, other planets may rotate or , which changes the length of their day.



INTERACTIVE MOVABLE PIECES

interactive movable pieces that students can drag and drop to solve problems, making learning more engaging and hands-on.



ENGAGING & EDUCATIONAL MEDIA

Engaging videos and multimedia make learning fun.



The Moon

Watch the video and answer the questions.

WHY DOES THE MOON CHANGE?

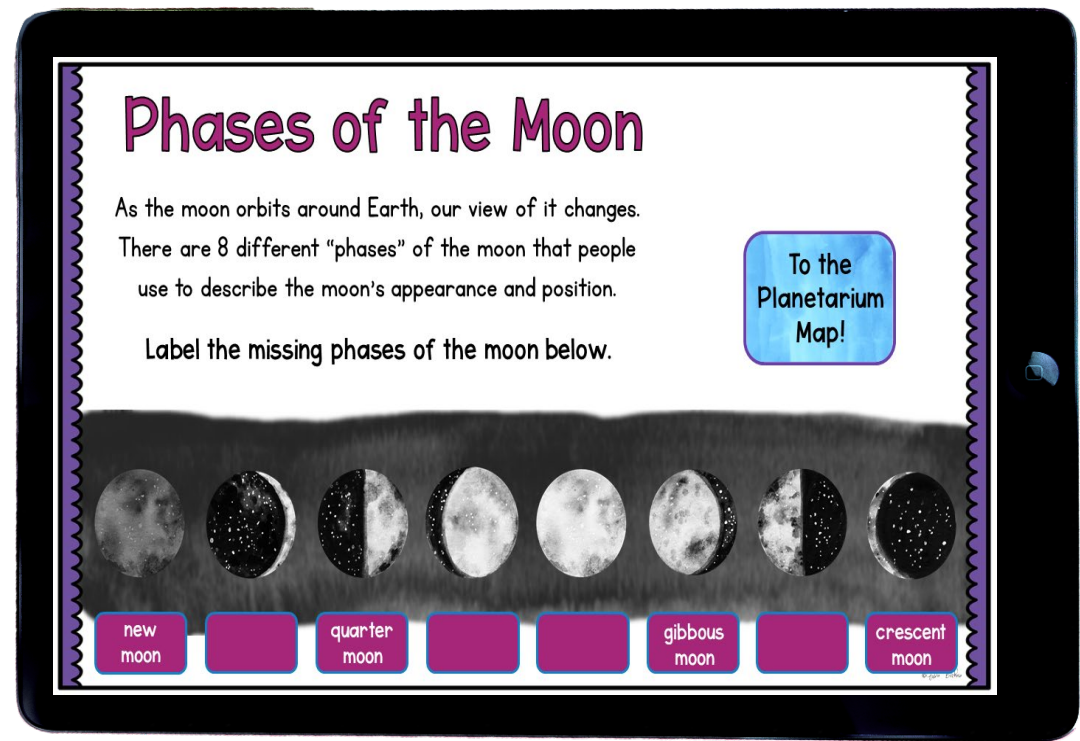
Milky Way Earth moon

1. Does the moon change shape as the days go by, or does it only appear to change shape?

2. Our view of the moon changes for two reasons. The first is because the moon has a night side and a day side. What is the second reason?

CRITICAL THINKING

Students dive deep into this engaging topic and learn to draw conclusions and make judgements.



Phases of the Moon

As the moon orbits around Earth, our view of it changes. There are 8 different "phases" of the moon that people use to describe the moon's appearance and position.

To the Planetarium Map!

Label the missing phases of the moon below.

The worksheet shows a sequence of eight moon phases in a row against a dark background. Below each phase is a purple label box. The first box is labeled 'new moon', the third is 'quarter moon', and the seventh is 'gibbous moon'. The eighth box is labeled 'crescent moon'. The second, fourth, fifth, sixth, and seventh boxes are empty for labeling.





ENGAGING & FUN

Combines Science and writing with multimedia for a richer, more engaging learning experience.



THE SUN

Our Galaxy

Watch the video to learn about the galaxy our solar system is a part of!



1. What galaxy is our solar system a part of?

2. How many stars are in the Milky Way?

3. Is the Milky Way the only galaxy in space?

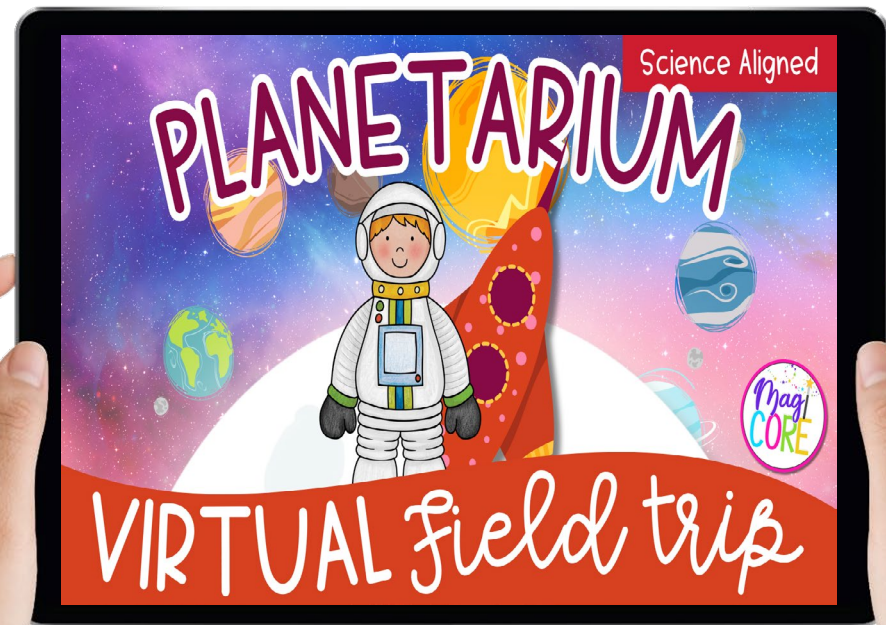
WRITING EXERCISE

Students write reflections, using critical thinking skills.

Suggested Uses

- Assign in Google Classroom or SeeSaw
- Whole Class Activity
- Small groups or center
- Early Finisher
- Incentive or Fun Friday

Google Slides and SeeSaw



Looking for More? Save with our Social Studies Bundle!

Visit Yellowstone National Park, Planetarium, Theme Park ...and more!

SCIENCE
BUNDLE

VIRTUAL Field trips

Magi CORE
Magi CORE



Click the picture to preview!