

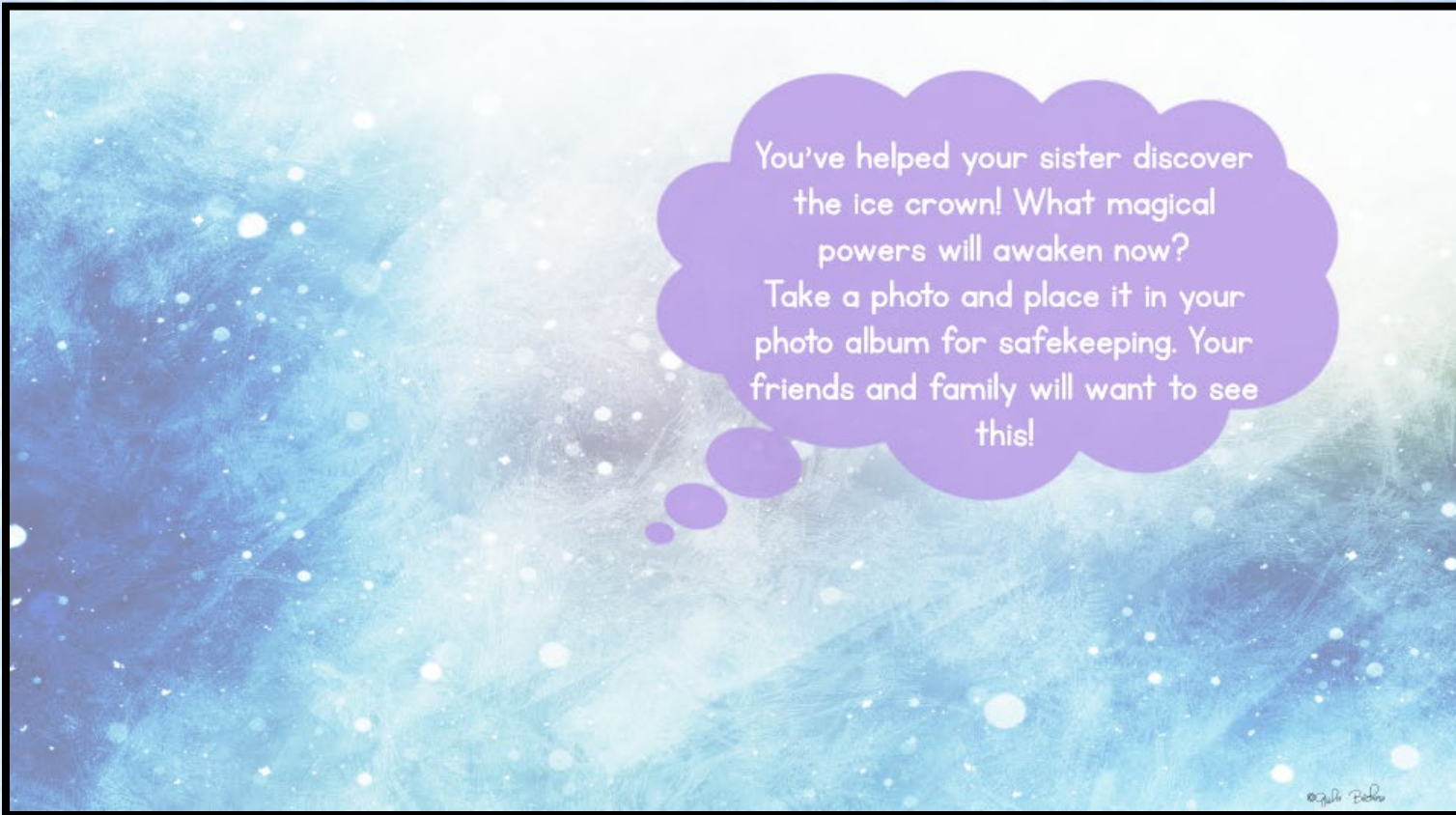


2nd & 3rd Grade

Fiction Review

Frozen Ice Palace Escape Room

PRINTABLE • GOOGLE • WEBSCAPE™



Help the Princess!

Students won't realize they are practicing Fiction Review skills! They will be immersed in the storytelling and our original videos as they complete reading comprehension challenges.

Learn more!



4 Reading Challenges

Challenge #2

1. Read the fiction passages and answer the questions.
2. Use your answers to melt the ice monster.
3. Take a picture of the ice monster to show your family. Keep your camera out... the ice



What is the main idea of stanza 2?

- a. Dragonflies look different than butterflies.
- b. Dragonflies love the warm sun.
- c. Dragonflies enjoy playing in flowers.
- d. Dragonflies do not like daffodils.

2. How does the author of the poem feel about summer?

- a. They enjoy nature in the summer season.
- b. They think insects are most active in the summer.
- c. They want summer to go by more quickly.
- d. They dislike summer because of all the insects and birds.

3. Read stanza 4 of the poem.

*Moths maneuver.
Moving through miles
of mushy mud mounds
and mini mushrooms.*

What poetic element does the author provide in this stanza?

- a. They use rhyming words at the end of each line.
- b. They repeat lines throughout the stanza.
- c. They use regular beats to keep the pace even and calm.
- d. They use alliteration with words that start with the letter "m."

1.

Stay, Summer, Stay

Hummingbirds hover.
Happy humming
and heartfelt hellos
for humans to hear.

Moths maneuver.
Moving through miles
of mushy mud mounds
and mini mushrooms.

Dragonflies dance.
Dandelion-dipping
and daffodil-darting,
then disappear.


Wavy worms wiggle.
Working and wandering
through wild weeds
and a wet waterway.

Butterflies bounce
from bold blossoms.
Wings beating
above beautiful blooms.

Sunshine spreads
across sparkling skies.
Oh, sweet summer,
please, slow down and stay.



Learn more!



4 Reading Challenges

Challenge #3

1. Read the fiction passages and answer the questions.
2. Use your answers to find the ice crown.
3. Take a picture of the ice crown to show your family. Keep your camera out... spring is near!




1. A Patriot is Born

Edward crouched in the shadows behind the Thompsons' barn. He'd been brushing his horse, Cricket, in his own family's barn when he saw a pack of Redcoats. They slipped onto his neighbor's property and walked straight into his barn. *What were British soldiers doing in Mr. Thompson's barn?* Edward's father had been suspicious of Mr. Thompson before. Just the other night while Edward's mother brought dinner to the table, his father was talking about him.

"He's up to something, Grace," he had said. "I can feel it in my bones, so we'd better keep an eye on Thompson."

Edward had decided to do as his father had suggested. But he wasn't just going to keep his eyes open, he was going to keep his ears open, too. As he got closer, the British soldiers' voices floated out of Mr. Thompson's barn.



"We'll circle around the perimeter of town tomorrow night," one of them said.

"Then, we'll be in position to cut off supplies of all goods. No matter if they're coming in or going out," another said. "It's a plan."

"The only thing that will stop them is a rebellion," the third soldier said. "Mr. Thompson is not at

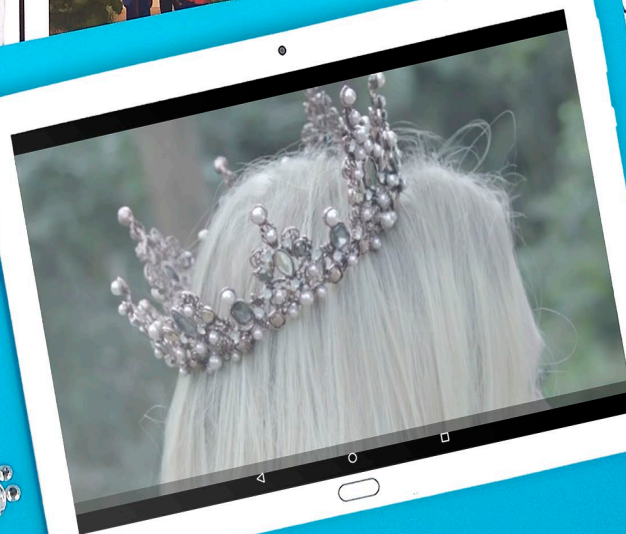
Find the Ice Crown!

Enter your answers in the Ice Monster Decoder to see if you are ready to find the ice crown.

Scan the QR code or [click here](#) to view the video.



DO NOT go to the next page until you've answered the question on your brochure!



Learn more!

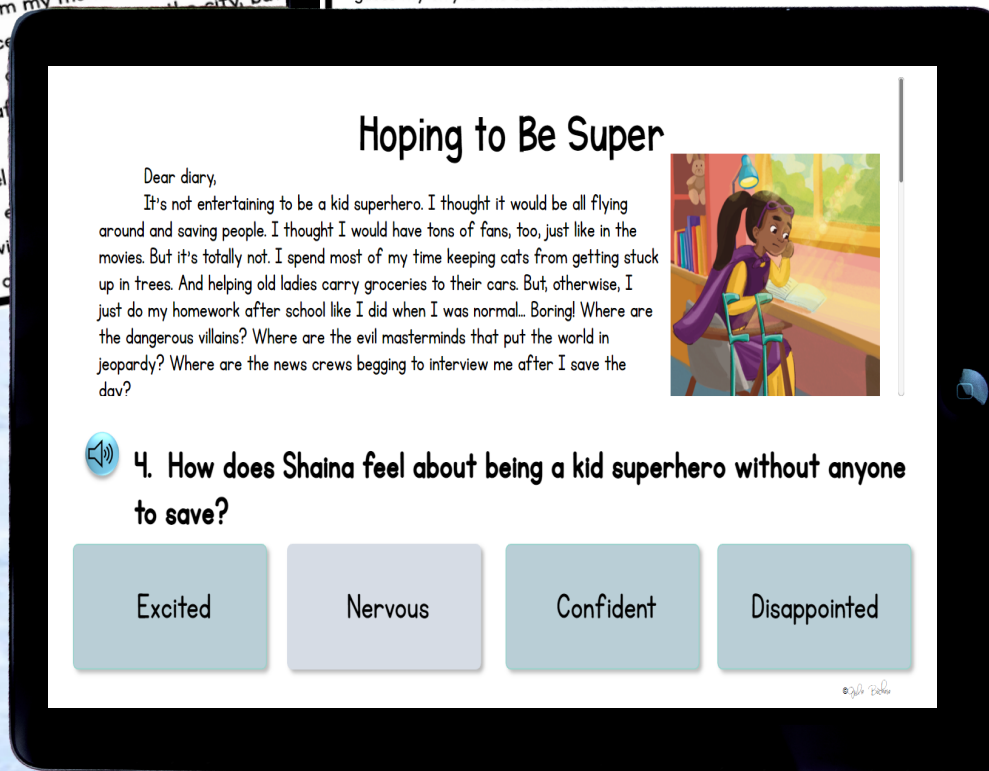
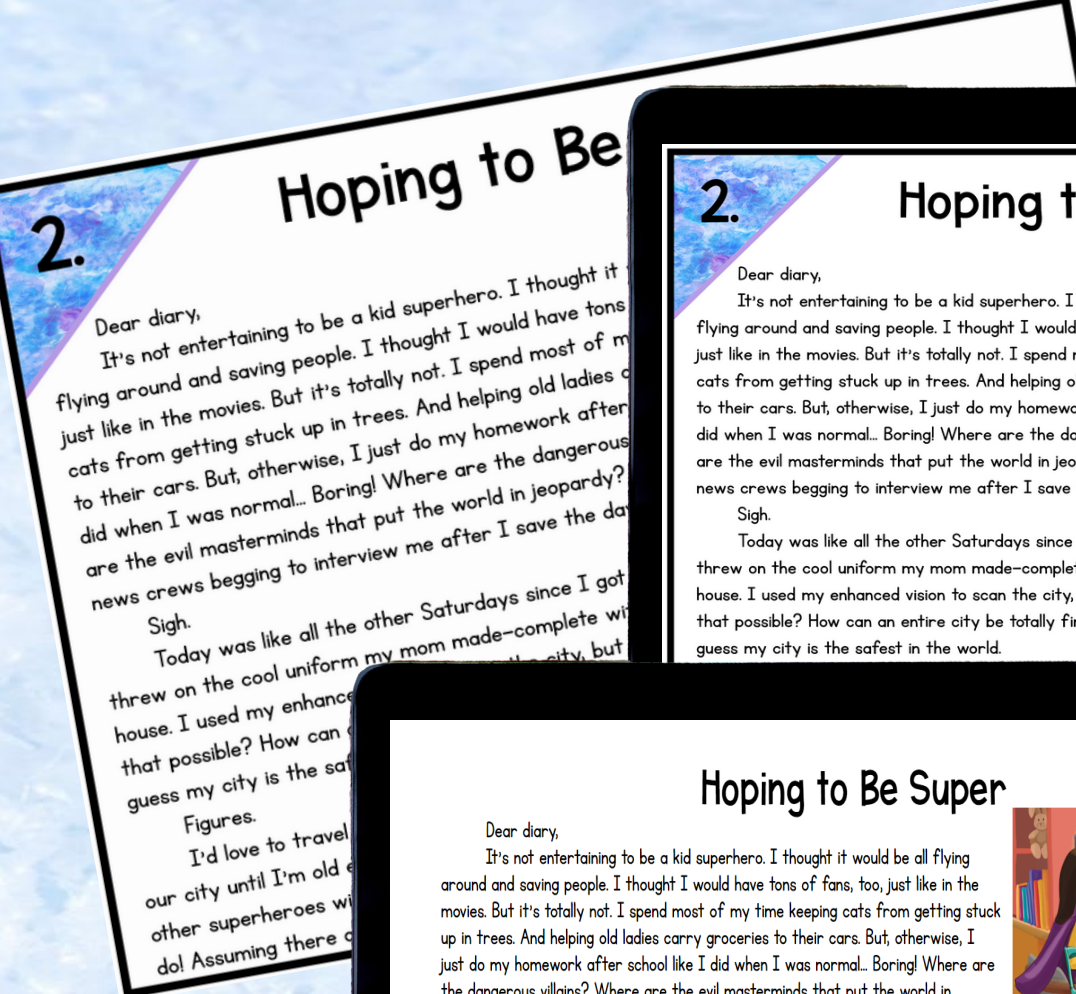





- Themed videos integrated throughout the Escape Room to keep kids engaged.
- Students work in groups, partners, or independently.

3 Versions

- Print
- Google Slides
- Webscape™ (Our most popular experience)

Learn more!



	PDF 	Google Slides 	Webscape™ 
Format Type	Printable	Digital	Digital
Device	N/A	Any Device	Any Device
Required Prep	Print & Go	Copy & Share	Zero Prep
Student Answers	Printable Answer Pamphlet	Google Sheets Decoder Tool	Integrated Challenge Hub
Self Correcting	Includes Answer Key	Self Correcting	Self Correcting
Custom Videos	QR Codes	Embedded You Tube	Embedded
Audio Readings	N/A	No Audio Readings	Contains Audio Readings
Navigation	N/A	Student Directed	Automatically Advancing
Extras	Early Finish Challenges	Movable Pieces	Interactive Animation

3 Versions

- Print
- Google Slides
- Webscape™ (Our most popular experience)

Learn more!



Print

- Cut and paste stamps for each challenge
- Easy to follow
- Optimal for group or partner work
- Recording brochure for answers
- Self-checking decoder
- Certificate of completion

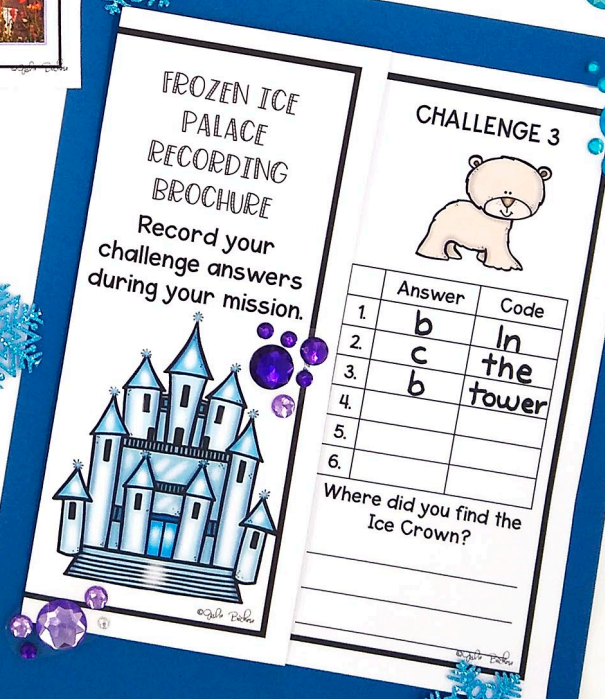
Learn more!



Ice Monster Decoder

Use the following codes for each challenge. Take your photo and move on to the next challenge.

Challenge 1	Question 1	Question 2	Question 3	Question 4	Question 5	Question 6
	a = We b = It c = There d = In	a = over b = the c = if d = was	a = hidden b = middle c = around d = snow	a = glistening b = the c = trees d = in	a = covered b = snow c = bright d = plain	a = tower. b = forest. c = eight. d = massive.
Challenge 2	Question 1	Question 2	Question 3	Question 4	Question 5	Question 6
	a = By b = The c = We d = I	a = sent b = saw c = felt d = had	a = over b = of c = some d = the	a = huge b = bright c = snowballs d = reindeer	a = sledding b = running c = gleaming d = yelling	a = north. b = away. c = east. d = sunlight.
Challenge 3	Question 1	Question 2	Question 3	Question 4	Question 5	Question 6
	a = The b = In c = There d = We	a = had b = used c = the d = saw	a = monster b = tower c = palace d = corner	a = ice b = treasure c = snow d = of	a = and b = more c = the d = over	a = palace. b = lake. c = tower. d = reindeer.
Challenge 4	Question 1	Question 2	Question 3	Question 4	Question 5	Question 6
	a = I b = When c = We d = The	a = discovered b = giant c = saw d = colorful	a = sparkling b = sunlight c = box d = blossom	a = started b = began c = and d = was	a = to b = the c = small d = in	a = green. b = melted. c = reappear. d = blossom.



Print

- OOPS! Cards for differentiation

Learn more!



Frozen Ice Palace Challenge Complete!

Lucy Smith
(Name)

has successfully
completed the challenges
and brought back spring!

3/07
(Date)

The Ice Queen



©Jill Baker

Ooops!

You angered the Ice Monster.



YOU MUST STAY QUIET FOR 5
MINUTES. NO SPEAKING!

©Jill Baker

Webscape TM

- Most interactive experience
- Self correcting
- Embedded videos
- Embedded audio
- Animation
- Simple navigation









Learn more!



Challenge #1

Click on the book to read the text, then click on each clue and answer the questions. Answer carefully, because the right answers will give you the clues to solve the challenge!

How did you find the Ice Palace?

 Text 1	 Clue #1	 Clue #2	 Clue #3
 Text 2	 Clue #4	 Clue #5	 Clue #6

Webscape TM

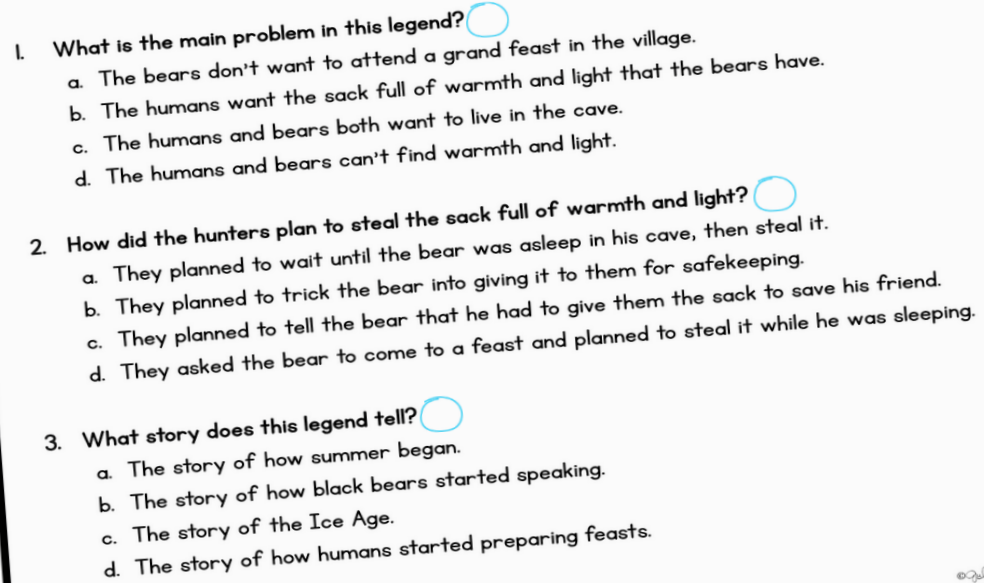
No log ins or sign ups
Works with any
device that has an
internet connection
and web browser
Zero prep! Just share
the link with your
students.



Learn more!



Google Slides

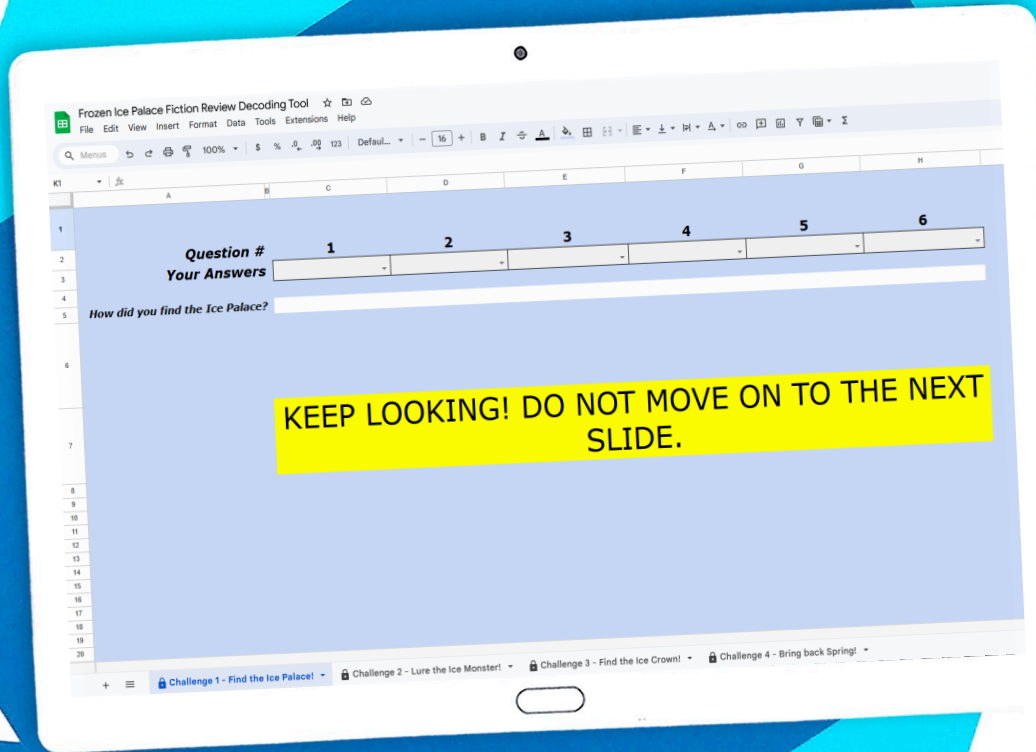
- 
1. What is the main problem in this legend? ☐
- a. The bears don't want to attend a grand feast in the village.
 - b. The humans want the sack full of warmth and light that the bears have.
 - c. The humans and bears both want to live in the cave.
 - d. The humans and bears can't find warmth and light.
2. How did the hunters plan to steal the sack full of warmth and light? ☐
- a. They planned to wait until the bear was asleep in his cave, then steal it.
 - b. They planned to trick the bear into giving it to them for safekeeping.
 - c. They planned to tell the bear that he had to give them the sack to save his friend.
 - d. They asked the bear to come to a feast and planned to steal it while he was sleeping.
3. What story does this legend tell? ☐
- a. The story of how summer began.
 - b. The story of how black bears started speaking.
 - c. The story of the Ice Age.
 - d. The story of how humans started preparing feasts.
- ©2016 Edmentum

- Three problems per slide
- Students drag to highlight their answers

Learn more!



Google Slides



- Toggle to self-checking decoder
- Decoder will prompt at the end of each challenge whether students are correct or need to check their work.

Learn more!



Looking for More?

