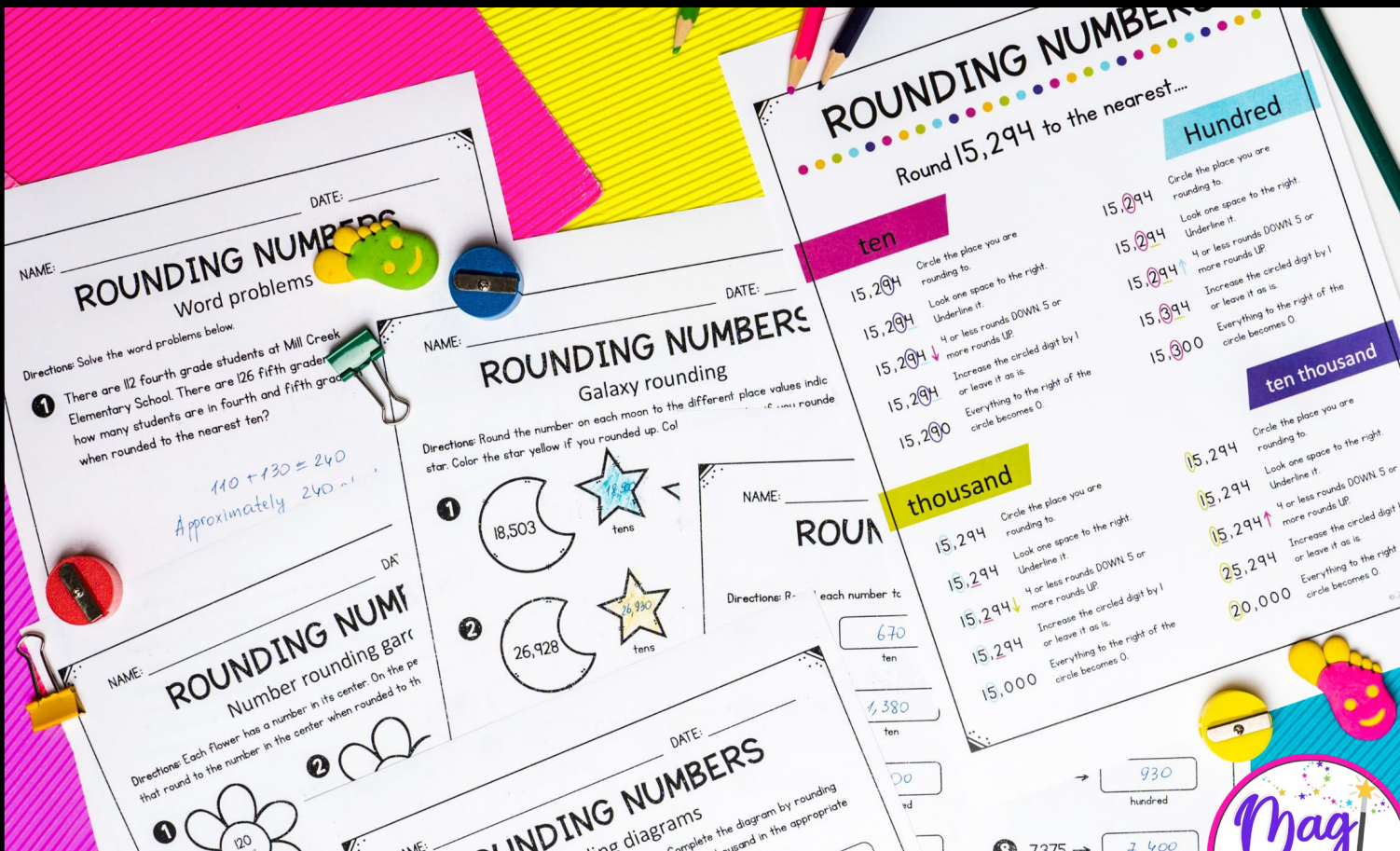


ROUNDING WHOLE NUMBERS

4th Grade



Printable & Google Slides



NAME: _____

ROUNDING NUMBERS

Directions: Each flower has a number in it. Round the number to the nearest ten.

- 120
- 900
- 60

NAME: _____ DATE: _____

ROUNDING NUMBERS

Directions: Round each number to the nearest ten, hundred, or thousand. Color the stars.

- 18,503
- 26,928
- 42,396
- 85,021

NAME: _____ DATE: _____

ROUNDING NUMBERS

Directions: Round each number to the nearest ten, hundred, or thousand.

- 672
- 1,381
- 2,682
- 5,206
- 4,592
- 16,207

NAME: _____ DATE: _____

ROUNDING NUMBERS

Round 15,294 to the nearest...

ten	Hundred
15,294	15,294
15,294	15,294
15,294	15,294
15,294	15,394
15,290	15,300

thousand

thousand	ten thousand
15,294	15,294
15,294	15,294
15,294	15,294
15,294	25,294
15,000	20,000

NAME: _____

ROUNDING NUMBERS

Directions: Solve the problems. There are three elements to how many when r

1. There are three elements to how many when r

NAME: _____

ROUNDING NUMBERS

Directions: Each diagram has that number to the nearest spaces.

1. ten
15,090

2. ten thousand
20,000

3. ten
65,9

4. ten
70,0

NAME: _____

ROUNDING NUMBERS

Directions: Round the numbers to the nearest ten.

1. 672

3. 1,3

5. 15,294

NAME: _____

ROUNDING NUMBERS

Directions: Round the numbers to the nearest ten.

1. 672

3. 1,3

5. 15,294

ROUNDING NUMBERS

Round 15,294 to the nearest...

ten

15,294 Circle the place you are rounding to.

15,294 Look one space to the right. Underline it.

15,294 4 or less rounds DOWN 5 or more rounds UP.

15,294 Increase the circled digit by 1 or leave it as is.

15,290 Everything to the right of the circle becomes 0.

hundred

15,294 Circle the place you are rounding to.

15,294 Look one space to the right. Underline it.

15,294 4 or less rounds DOWN 5 or more rounds UP.

15,394 Increase the circled digit by 1 or leave it as is.

15,300 Everything to the right of the circle becomes 0.

ROUNDING NUMBERS

Round 15,294 to the nearest...

Hundred

15,294 Circle the place you are rounding to.

15,294 Look one space to the right. Underline it.

15,294 4 or less rounds DOWN 5 or more rounds UP.

15,394 Increase the circled digit by 1 or leave it as is.

15,300 Everything to the right of the circle becomes 0.

ten thousand

15,294 Circle the place you are rounding to.

15,294 Look one space to the right. Underline it.

15,294 4 or less rounds DOWN 5 or more rounds UP.

25,294 Increase the circled digit by 1 or leave it as is.

20,000 Everything to the right of the circle becomes 0.

NAME: _____

ROUNDING NUMBERS

Word problems

Directions: Solve the word problems below.

- 1 There are 112 fourth grade students at Mill Creek Elementary. There are 126 fifth graders. About how many students are in the fourth grade in all?



NAME: _____

ROUNDING NUMBER

Number rounding garden

Directions: Each diagram has a number in its center. On the petals, write the number in the center when rounded to the place indicated.

DATE: _____



3



NAME: _____



ROUNDING NUMBERS

Galaxy round

Directions: Round the number on each moon to the nearest star. Color the star yellow if you rounded up. Color the star blue if you rounded down.

1 18,503  

2 26,928  

3 42,396  

NAME: _____

ROUNDING NUMBERS

practice

Directions: Round each number to the place indicated.

1 672 → 670 (ten)

2 893 → 890 (ten)

3 1,381 → 1,380 (ten)

4 6,825 → 6,830 (ten)

5 2,682 → 2,700 (hundred)

6 936 → 930 (hundred)

7 5,206 → 5,200 (hundred)

8 7,375 → 7,400 (hundred)

9 4,592 → 46,000 (thousand)

10 6,204 → 6,000 (thousand)

11 16,294 → 16,000 (thousand)

12 24,713 → 25,000 (thousand)

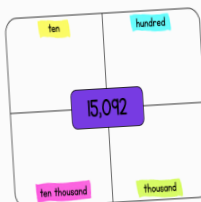
13 73,582 → 70,000 (ten thousand)

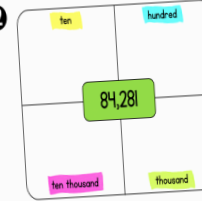
14 80,363 → 80,000 (ten thousand)

ROUNDING WHOLE NUMBERS

rounding diagrams

Directions: Each diagram has a number in the center. Complete the diagram by rounding that number to the nearest ten, hundred, thousand, and ten thousand in the appropriate spaces.

1 

2 

ROUNDING NUMBERS

Round 15,294

ten

- 15,294 Circle the place you are rounding to.
- 15,294 Look one space to the right. Underline it.
- 15,294 4 or less rounds DOWN 5 or more rounds UP.
- 15,294 Increase the circled digit by 1 or leave it as is.
- 15,294 Everything to the right of the circle becomes 0.

thousand

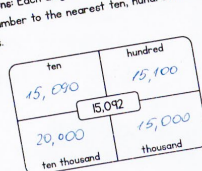
- 15,294 Circle the place you are rounding to.
- 15,294 Look one space to the right. Underline it.
- 15,294 4 or less rounds DOWN 5 or more rounds UP.
- 15,294 Increase the circled digit by 1 or leave it as is.
- 15,000 Everything to the right of the circle becomes 0.

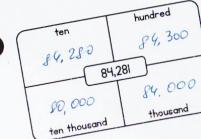
NAME: _____

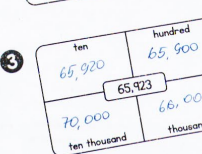
ROUNDING NUMBERS

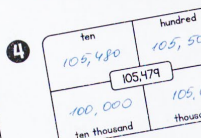
Rounding diagrams


Directions: Each diagram has a number in the center. Complete the diagram by rounding that number to the nearest ten, hundred, thousand, and ten thousand in the appropriate spaces.


1 

2 

3 

4 

5 

6 

15, 29,

ROUNDING WHOLE NUMBERS

number rounding garden

Directions: Each flower has a number in its center. On the petals, write 6 different numbers that round to the number in the center when rounded to the place indicated.

1

120
nearest
ten

2

65,000
nearest
thousand

ROUNDING NUMBERS

Number rounding garden

Directions: Each flower has a number in its center. On the petals, write 6 different numbers that round to the number in the center when rounded to the place indicated.

1

120
nearest
ten

2

65,000
nearest
thousand

3

1,000
nearest
hundred

4

1,000
nearest
hundred

ROUNDING NUMBERS

Galaxy rounding

Directions: Round the number on each moon to the different place values indicated on each star. Color the star yellow if you rounded up blue if you rounded down.

1

18,503
tens

2

26,928
hundreds

3

42,346
thousands

4

85,021
tens

ROUNDING

Round 15,294

ten

15,294
15,294
15,294
15,294
15,294

Circle the place you are rounding to.
Look one space to the right.
Underline it.
4 or less rounds DOWN 5 or more rounds UP.
Increase the circled digit by 1 or leave it as is.
Everything to the right of the circle becomes 0.

ROUNDING NUMBERS

practice

Directions: Round each number to the place indicated.

1 672 → 670
ten

2 893 → 900
ten

3 1,381 → 1,380
ten

4 6,825 → 6,800
ten

5 2,682 → 2,700
hundred

6 936 → 900
hundred

7 5,206 → 5,200
hundred

8 7,375 → 7,400
hundred

ROUNDING NUMBERS

Rounding diagrams

Directions: Each diagram has a number in the center. Complete the diagram by rounding that number to the nearest ten, hundred, thousand, and ten thousand in the appropriate spaces.

1

ten	hundred
15,090	15,100
15,092	
ten thousand	thousand
20,000	15,000

2

ten	hundred
84,280	84,300
84,281	
ten thousand	thousand
80,000	84,000

3

ten	hundred
65,920	65,900
65,920	
ten thousand	thousand
60,000	65,000

4

ten	hundred
84,280	84,300
84,281	
ten thousand	thousand
80,000	84,000

NAME: _____ DATE: _____

ROUNDING NUMBERS

Galaxy rounding

Directions: Round the number on each moon to the different place values indicated on each star. Color the star yellow if you rounded up. Color the star blue if you rounded down.

1. Moon: 18,503

Stars: tens (blue), hundreds (blue), thousands (yellow), ten thousands (yellow)

2. Moon: 16,990

Stars: tens (blue), hundreds (blue), thousands (yellow), ten thousands (yellow)

NAME: _____ DATE: _____

ROUNDING NUMBERS

Flower rounding

Directions: Round the number in the center of the flower to the different place values indicated on the petals. Write 5 different numbers then rounded to the place indicated.

1. Flower: 1,400

2. Flower: 7,000

3. Flower: 15,000

4. Flower: 15,000

5. Flower: 15,000

NAME: _____ DATE: _____

ROUNDING NUMBERS

Word problems

1. 1st grade students at Mill Creek here are 126 fifth graders. About how many more students are in 1st grade than in 5th grade?

2. The Eiffel Tower in Paris, France is 324 meters tall. About how much taller is it than the Washington Monument which is 167 meters tall?

ROUNDING WHOLE NUMBERS

round em up

10. Number: 173,905 Round to the nearest: _____ Rounded number: _____

11. Number: 893,274 Round to the nearest: _____ Rounded number: _____

12. Number: 506,435 Round to the nearest: _____ Rounded number: _____

hundred hundred thousand ten ten thousand thousand hundred thousand

NAME: _____

ROUNDING

Rounding

Directions: Each diagram has a number in the center. Round that number to the nearest ten, hundred, thousand.

1. Number: 15,090

2. Number: 20,000

NAME: _____

ROUNDING

Rounding

Directions: Each diagram has a number in the center. Round that number to the nearest ten, hundred, thousand.

1. Number: 65,920

2. Number: 65,923

NAME: _____

ROUNDING NUMBER

practice

Directions: Round each number to the place indicated.

1. 672 → 670 (ten)

2. 893 → 890 (ten)

3. 1,381 → 1,380 (ten)

4. 6,852 → 6,850 (ten)

5. 2,682 → 2,700 (hundred)

6. 5,206 → 5,200 (hundred)

7. 4,592 → 4,600 (hundred)

NAME: _____

ROUNDING NUMBERS

Round 15,294 to the nearest...

ten: 15,294 → 15,300

hundred: 15,294 → 15,300

thousand: 15,294 → 15,000

NAME: _____

ROUNDING

Rounding

Directions: Each diagram has a number in the center. Round that number to the nearest ten, hundred, thousand.

1. Number: 15,090

2. Number: 20,000

