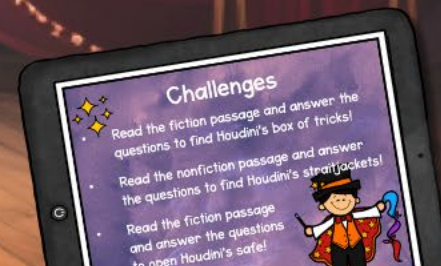


# Reading Comprehension

2nd & 3rd Grade



## Houdini's Escape Room



PRINTABLE • GOOGLE • WEBSCAPE™



# Shazam!

Students won't realize they are practicing Reading Comprehension skills! They will be immersed in the storytelling and our original videos as they complete reading comprehension challenges.

You've been invited to Houdini's Magic Parlor to try to find his Book of Secrets... Houdini was a master illusionist, and it's likely not in plain sight!

You'll have to think like an escape artist to get out with the book! To find it, you'll need to:

1. Find *Houdini's* box of tricks!
2. Find *Houdini's* straitjackets!
3. Open *Houdini's* safe!
4. Open *Houdini's* trap door!

**Let's Go!**

After each challenge, gather something special to add to your own magic box of tricks!

Learn more!





# 4 Reading Challenges

## Challenge #1

1. Read the fiction passage and answer the questions.
2. Use your answers to find *Houdini's* box of tricks!
3. Gather the magician's cloak to add to your own magic box of tricks. →

- I. How did Leffrey and Malcot know each other?
- a. They were brothers.
  - b. They were classmates in the first grade.
  - c. They had been best friends and had gone on many adventures together.
  - d. They lived near each other along the same stream.
2. What was the cause of the tension between Malcot and Leffrey?
- a. Malcot thought that Leffrey stole his horse.
  - b. Leffrey was furious because Malcot stole his beautiful white horse.
  - c. Malcot and Leffrey were fighting because Leffrey didn't like Malcot's horse.
  - d. Leffrey had tried to steal Malcot's horse and trade it to gnomes.
3. What was Malcot afraid of, which could help Leffrey avoid crossing paths with him?
- a. Goblins
  - b. The wind
  - c. Loud noises
  - d. The dark

### Friends Again



Leffrey peeked around the tree he hid behind. Malcot kneeled by the stream as he washed his hands in the sun-warmed water. Leffrey needed to get home, but he couldn't risk Malcot seeing him. The last time the two elves crossed each other's path, it hadn't been friendly. In fact, Malcot had outright chased Leffrey to the top of a tree. Leffrey had only managed to escape because night had fallen. Malcot was scared of the dark.

The only reason Leffrey knew that about Malcot was because they had been best friends. The two of them had gone on many adventures together. But that was before Malcot had accused Leffrey of stealing his horse—something Leffrey would never have done. Elves' horses were sacred. More that moved as swiftly as the wind. Why would he need Malcot's horse? No matter what he said, Leffrey refused to believe Leffrey was innocent. Their friendship had crumbled. Even worse, Malcot wanted to see Leffrey again.

Leffrey glanced to the sky. It wouldn't be dark for another few hours. He didn't have time to wait, and from Malcot planned to stay by the stream for a bit. Leffrey could go the long way home, but that would take time. Tangle with dwarves would be no better than dealing with Malcot. Leffrey stepped from behind the tree. If he could catch Malcot off guard, maybe he wouldn't want to hurt Malcot, though. He remembered their time as friends fondly. Why couldn't they get along again?

- Challenges focused on Reading Comprehension
- Each challenge takes about 20-30 minutes
- 2 nonfiction passages, and 2 fiction passages
- Multiple choice questions
- Passages in 2<sup>nd</sup>-3<sup>rd</sup> Grade Text Complexity band (420L-820L)
- Passages and questions are scaffolded

Learn more!






# 4 Reading Challenges

- Themed videos integrated throughout the Escape Room to keep kids engaged.
- Students work in groups, partners, or independently.

Learn more!



## Challenge #4

1. Read the nonfiction passage and answer the questions.
2. Use your answers to open Houdini's trap door!
3. Gather the magician's deck of cards to add to your own magic box of tricks.



## Trap Door!

Enter your answers in the Magician's Decoder to see if you are ready to open Houdini's trap door!



Scan the QR code or [click here](#) to view the video.



DO NOT go to the next page until you've answered the question on your brochure.

## Reptiles

Reptiles are cold-blooded animals. They don't maintain a steady body temperature. Instead, reptiles sunbathe to stay warm. They don't have to burn energy to keep their bodies warm, either. This means reptiles don't eat as much food as warm-blooded animals. Reptiles have dry, scaly skin. They breathe using lungs. Most reptiles lay eggs on land.

Reptiles live in nearly every kind of habitat. They are found on all continents except Antarctica. They make their homes in deserts, jungles, forests, oceans, and even backyards. Most reptiles are carnivores.

swimming. Some turtles even have flippers. Tortoises and turtles don't have teeth. Instead, their mouths are like beaks.

Lizards usually have four legs and a long tail. They shed their skin regularly in bits and pieces. Some lizards, such as chameleons, have skin that changes color. Lizards can live on the ground, in trees, or in burrows. They eat insects and other small mammals. There are almost 6,000 species of lizards, making them the most successful reptiles.

Reptiles have many interesting features. Having them on Earth adds to the variety in nature.





# 3 Versions

- Print
- Google Slides
- Webscape™ (Our most popular experience)

Learn more!



## Becoming a Pilot

Do airplanes fascinate you? Does the idea of flying bring you joy? Maybe becoming a pilot is in your future!

### What Is a Pilot?

A pilot is someone who is able to operate an aircraft. They move people and goods from one place to another. They can work for commercial airlines, corporations, or governments. Some pilots are **self-employed**. They work for themselves to fly small aircraft or private jets. A person needs to get a commercial pilot certificate, first. After that they need an airline transport pilot certificate to become the captain. A career in aviation can offer opportunities for people to use their skills.

### Responsibilities of a Pilot

Pilots may be responsible for transporting:

- passengers
- private goods
- commercial products
- other types of cargo



Helicopters to transport  
... to move mail,

© Julie Fisher

## Becoming a Pilot

Do airplanes fascinate you? Does the idea of flying bring you joy? Maybe becoming a pilot is in your future!

### What Is a Pilot?

A pilot is someone who is able to operate an aircraft. They move people and goods from one place to another.



1. What is the meaning of the word "transport?"




Working for  
oneself

The flying of  
aircraft

The goods carried on a  
ship, aircraft, or motor  
vehicle

Taking people or goods  
from one place to  
another

© Julie Fisher

	PDF 	Google Slides 	Webscape™ 
Format Type	Printable	Digital	Digital
Device	N/A	Any Device	Any Device
Required Prep	Print & Go	Copy & Share	Zero Prep
Student Answers	Printable Answer Pamphlet	Google Sheets Decoder Tool	Integrated Challenge Hub
Self Correcting	Includes Answer Key	Self Correcting	Self Correcting
Custom Videos	QR Codes	Embedded You Tube	Embedded
Audio Readings	N/A	No Audio Readings	Contains Audio Readings
Navigation	N/A	Student Directed	Automatically Advancing
Extras	Early Finish Challenges	Movable Pieces	Interactive Animation

## 3 Versions

- Print
- Google Slides
- Webscape™ (Our most popular experience)

Learn more!





# Print

- Cut and paste stamps for each challenge
- Easy to follow
- Optimal for group or partner work
- Recording brochure for answers
- Self-checking decoder
- Certificate of completion

Learn more!



## Magician's Decoder

Use the following codes for each challenge to gather your items and move to the next challenge.

Challenge 1	Question 1 a = We b = The c = An d = Where	Question 2 a = apple b = the c = dove d = huge	Question 3 a = the b = right c = around d = and	Question 4 a = the b = if c = a d = near	Question 5 a = the b = chain c = dark d = looks
Challenge 2	Question 1 a = I b = The c = It d = His	Question 2 a = noticed b = black c = velvet d = strange	Question 3 a = over b = of c = some d = and	Question 4 a = huge b = red c = clear d = round	Question 5 a = magician's b = wild c = doves d = shimmering
Challenge 3	Question 1 a = behind b = reveal c = over d = tell	Question 2 a = noticed b = black c = velvet d = strange	Question 3 a = behind b = reveal c = over d = tell	Question 4 a = key b = padlock c = my d = wish	Question 5 a = best b = more c = with d = over
Challenge 4	Question 1 a = full b = a c = if d = near	Question 2 a = noticed b = black c = velvet d = strange	Question 3 a = behind b = reveal c = over d = tell	Question 4 a = key b = padlock c = my d = wish	Question 5 a = best b = more c = with d = over



You've been invited to Houdini's Magic Parlor to try to find his Book of Secrets. Houdini was a master illusionist, and it's likely not in plain sight! Find the item you discover.

## Houdini's Escape Room

### Recording Brochure




### CHALLENGE 3



	Answer	Code
1.	D	I'll
2.	B	never
3.		
4.		
5.		
6.		

How did you unlock Houdini's safe?



 **Houdini's Magic Parlor**  
Challenge Complete!


Matt Larter  
(Name)

has successfully completed  
the challenges and found  
Houdini's Book of Secrets!

15/03  
(Date)

**HOUDINI**

Scan the QR code or  
[click here](#) to view the  
video.



**Ooops!**  
The magic ball revealed your fate...



**NO HELPING YOUR TEAM FOR 3  
MINUTES!**

# Print

- OOPS! Cards for differentiation

Learn more!

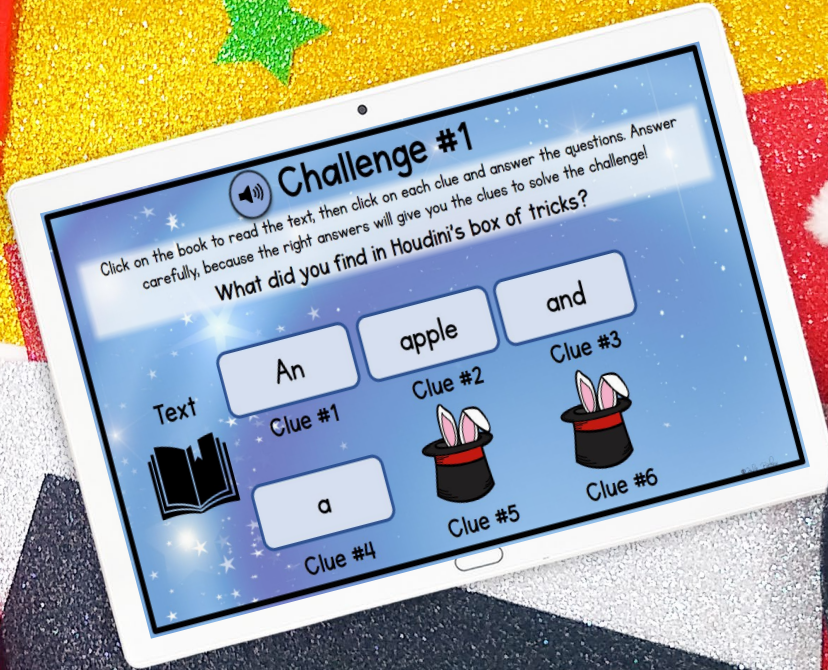




# Webscape <sup>TM</sup>

- Most interactive experience
- Self correcting
- Embedded videos
- Embedded audio
- Animation
- Simple navigation

Learn more!





# Webscape <sup>TM</sup>

- No log ins or sign ups
- Works with any device that has an internet connection and web browser
- Zero prep! Just share the link with your students.

*Learn more!*





# Google Slides

- Three problems per slide
- Students drag to circle their answers

Learn more!





# Google Slides

- Toggle to self-checking decoder
- Decoder will prompt at the end of each challenge whether students are correct or need to check their work.

Learn more!





# Looking for More?

**ESCAPE ROOM BUNDLE**  
Reading Review

2nd – 3rd  
Grade



The tablet displays three options: ELA Review Whodunit Escape Room, MOUNT OLYMPUS Greek Mythology Escape Room, and Frozen Ice Palace Reading Review. A banner at the bottom says 'Print and Digital'.

Magi CORE

**ESCAPE ROOM BUNDLE**  
Reading Comprehension

2nd – 3rd  
Grade




The tablet displays three options: Main Idea Wizarding Escape Room, Context Clues Pirate Themed Escape Room, and Text Features Macaroni Themed Escape Room. A banner at the bottom says 'Print and Digital'.

Magi CORE

**Locked in the Library**  
Dictionary Skills Escape Room

2nd – 3rd  
Grade



The tablet displays a message: 'You cleared the mystery section! Everyone has their own idea of the best book to read. Agatha likes detectives, so you find her in the mystery section. It takes a lot of effort but you convince her to come find the others so you can all escape.' A banner at the bottom says 'Print and Digital'.

Magi CORE