

4th & 5th Grade

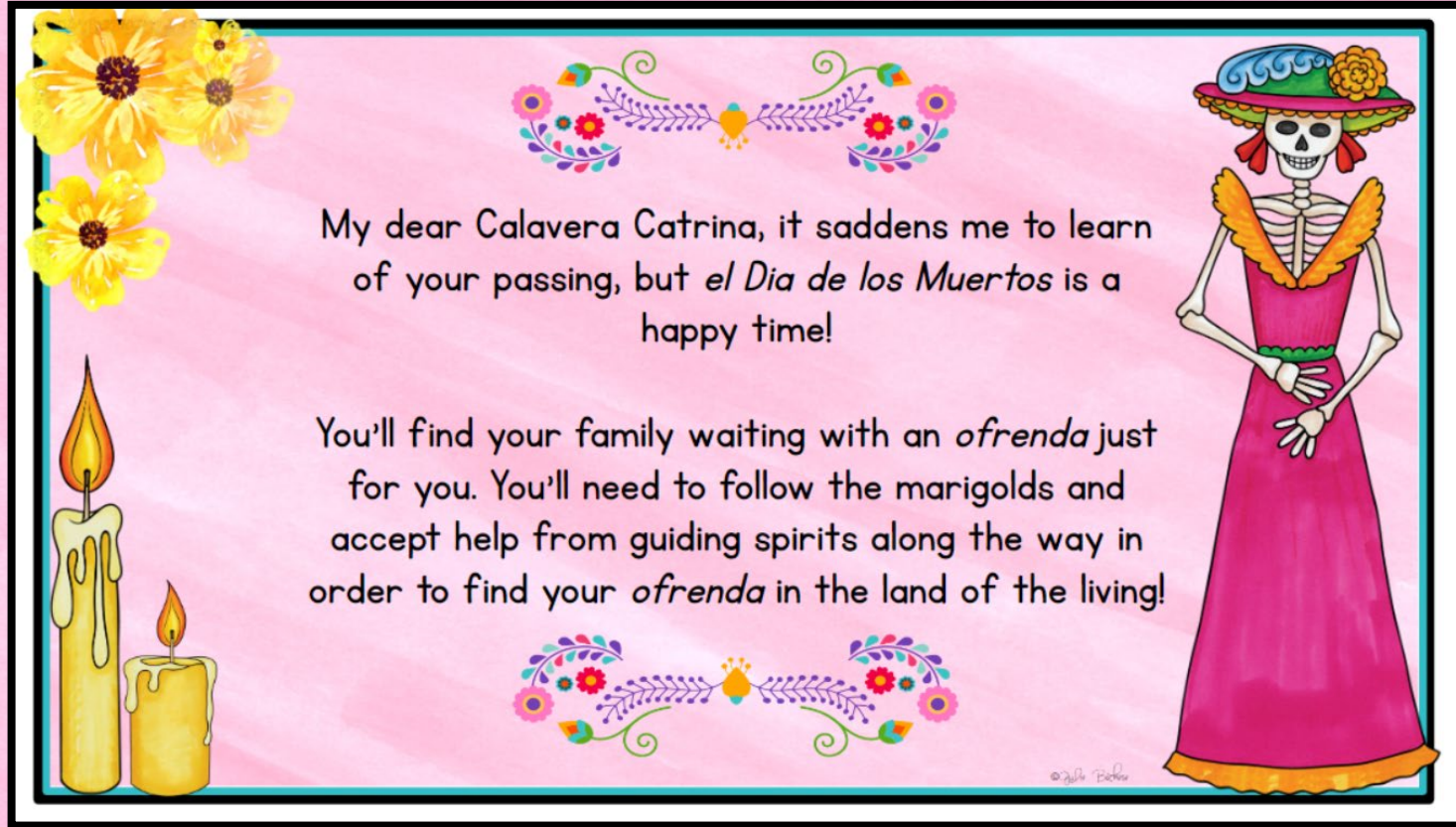
Reading Comprehension

Day of the Dead Escape Room



PRINTABLE • GOOGLE • WEBSCAPE™





Find Your Ofrenda!

Students won't realize they are practicing Reading Comprehension skills! They will be immersed in the storytelling and our original videos as they complete reading comprehension challenges.

Learn more!



4 Reading Challenges

Challenge #1



1. Read the passage and answer the questions.
2. Use your answers to meet your xolo companion.
3. Collect your companion after the challenge to take back to your own *ofrenda*.



2.

Calaveras

One important symbol involved in the Mexican holiday *El Día de los Muertos*, or The Day of the Dead, is the *calavera*. Calaveras are skulls, often decorated with flowers and animals. These skulls can be found everywhere during The Day of the Dead celebrations. They may be seen on *ofrendas*, or home altars. Calaveras appear in artwork and other crafts and on people's faces, where makeup is used to create the ornate skulls.

Calaveras can be made from a variety of materials. Skulls made of sugar are very common, with the sugar representing the sweetness of life. Calaveras might also be carved from wood or fashioned from paper maché. They can be molded from clay and often appear in paintings. Marigolds are frequently used to decorate them. These flowers symbolize death in Aztec culture which is tied to Mexican history. Regardless of what they are made from, calaveras are meant to be joyful figures of celebration. They are often shown with smiles to laugh at death itself.

El Día de los Muertos belongs to La Catrina, a woman wearing fashionable clothes and who have passed. She also fights the fact that death is for everyone. All humans, rich or poor, and

4. What is the text titled, "Calaveras," about?
 - a. A Mexican holiday called el Día de los Muertos
 - b. One of the most common symbols of el Día de los Muertos: skulls
 - c. The history of la Catrina
 - d. The skeletal anatomy of humans
5. What symbol is illustrated in Figure 2 of "Calaveras," and what does she represent?
 - a. The calavera is a reminder that skulls are beautiful.
 - b. La Catrina is a reminder that death happens for everyone, no matter how much money they have.
 - c. The calavera is a symbol of the beauty in death.
 - d. La Catrina is a reminder that death only happens to those who have a lot of money.
6. How are the two passages, "Day of the Dead" and "Calaveras," different?
 - a. One passage explores the reasoning behind the holiday of el Día de los Muertos. The other passage explores one significant symbol associated with the holiday.
 - b. One passage explains the history of el Día de los Muertos. The other passage explores how people celebrate el Día de los Muertos.
 - c. One passage promotes the celebration of el Día de los Muertos. The other passage suggests to not celebrate el Día de los Muertos.
 - d. One passage explores the religious aspects of el Día de los Muertos. The other passage explores the cultural aspects of el Día de los Muertos.



- Challenges focused on compare & contrast skills.
- Each challenge takes about 20-30 minutes
- 3 nonfiction passages, and 3 fiction passages
- Passages in 4th-5th Grade Text Complexity band (740L-1010L)
- Passages and questions are scaffolded

Learn more!



4 Reading Challenges

Challenge #3



1. Read the story and answer the questions.
2. Use your answers to follow the marigolds.
3. Collect some marigolds after the challenge to take back to your own *ofrenda*.


Blue Marigolds, Please

Roberto angled his head at the canvas in front of him. He'd promised his sister a painting for her new bookstore. He'd been working on this painting for days now, but every time he looked at it, something was... off.

His sister had wanted the artwork to feature a calavera, a skull face that symbolized the Day of the Dead, a Mexican holiday that celebrates loved ones who have passed. As a teenager, she'd often doodled calaveras on her notebooks and folders. She had an artistic side, too, but for the bookstore, his sister had specifically wanted a painting.

Paintings were Roberto's specialty. Normally, anyway. He couldn't figure out why he was having such a hard time with this particular painting. Not willing to be defeated, however, he picked up his brush, dipped it in a bright pink color he'd mixed on his palette, and filled in the marigold outlines he'd drawn around the eyes of the calavera. He widened the smile on the skull face with a thin line of black paint that he thickened with each pass of his brush. Adding more green to the vine that bordered the perimeter of the skull made the leaves pop against the white background. He used a small brush to paint some scrollwork on the cheeks.

I... If he snapped a photo of it and put it online...



Marigolds!

Enter your answers in the Day of the Dead Decoder to see if you are ready to follow the marigolds!



Scan the QR code or [click here](#) to view the video



DO NOT go to the next page until you've answered the question on your brochure!



- Themed videos integrated throughout the Escape Room to keep kids engaged.
- Students work in groups, partners, or independently.

Learn more!



3 Versions

- Print
- Google Slides
- Webscape™ (Our most popular experience)

Learn more!



1. The Day of the Dead *El Día de los Muertos*

Losing someone causes grief. Many cultures realize that death is a natural part of the cycle of life, though. Because of this, they have holidays dedicated to honoring those that have passed. One such occasion is *El Día de los Muertos*, or The Day of the Dead. This Mexican holiday features food, drink, color, and celebrations of loved ones who have died. Families welcome back the souls of the departed each year from October 31st to November 2nd. This holiday is a blend of religion and Mexican culture. The traditions state that Heaven's gates are opened on October 31st. Children's spirits are allowed to reunite with their families until November 1st. On November 2nd, adult souls can do the same.

El Día de los Muertos dates back about 3,000 years to the rituals of the Aztecs and other peoples living in Mesoamerica (now central Mexico). They didn't see death as an end. Instead, it was part of the life cycle. They believed when a person died, they traveled to the Land of the Dead. There, they journeyed through nine challenging levels to finally arrive at the final resting place, Mictlán.

Early Day of the Dead celebrations were marked by families supplying food, water, and tools

Muertos leave food
on *ofrendas*, or altars,
and pictures of

© 2018 E. B. Brown

The Day of the Dead *El Día de los Muertos*

Losing someone causes grief. Many cultures realize that death is a natural part of the cycle of life, though. Because of this, they have holidays dedicated to honoring those that have passed. One such occasion is *El Día de los Muertos*, or The Day of the Dead. This Mexican holiday features food, drink, color, and celebrations of loved ones who have died. Families welcome back the souls of the departed each year from October 31st to November 2nd. This holiday is a blend of religion and Mexican culture. The traditions state that Heaven's gates are opened on October 31st. Children's spirits are






1. What American holiday is Day of the Dead most often associated with, and are they similar?

Day of the Dead is most often associated with Halloween. They are very similar holidays because they are spooky and fun.

Day of the Dead is most often associated with Veterans Day. They are similar because they both honor and celebrate lives lost.

Day of the Dead is most often associated with Halloween. They happen at the same time of year, but they are not similar holidays.

Day of the Dead is most often associated with Thanksgiving. They are very similar because they both celebrate life.

	PDF 	Google Slides 	Webscape™ 
Format Type	Printable	Digital	Digital
Device	N/A	Any Device	Any Device
Required Prep	Print & Go	Copy & Share	Zero Prep
Student Answers	Printable Answer Pamphlet	Google Sheets Decoder Tool	Integrated Challenge Hub
Self Correcting	Includes Answer Key	Self Correcting	Self Correcting
Custom Videos	QR Codes	Embedded You Tube	Embedded
Audio Readings	N/A	No Audio Readings	Contains Audio Readings
Navigation	N/A	Student Directed	Automatically Advancing
Extras	Early Finish Challenges	Movable Pieces	Interactive Animation

3 Versions

- Print
- Google Slides
- Webscape™ (Our most popular experience)

Learn more!



Print

- Cut and paste stamps for each challenge
- Easy to follow
- Optimal for group or partner work
- Recording brochure for answers
- Self-checking decoder
- Certificate of completion

Learn more!



DAY OF THE DEAD DECODER

Use the following codes for each challenge to collect your ofrenda items and move to the next challenge.

	Question 1	Question 2	Question 3	Question 4	Question 5	Question 6
Challenge 1	a = Well, b = Of c = No, d = Yes,	a = my b = it	a = the b = was	a = loved b = had	a = the b = had	a = dogal b = had

Challenge 2	Question 1 a = Well, b = The c = It d = We
-------------	--

Challenge 3	Question 1 a = The b = There c = By d = I
-------------	---

Challenge 4	Question 1 a = At b = It c = We d = The
-------------	---

Escape the Land of the Dead RECORDING BROCHURE



Record your
challenge answers
during your
mission.

CHALLENGE 3



	Answer	Code
1.	c	By
2.	a	their
3.		
4.		
5.		
6.		

How were you able to follow
the marigolds?

Print

- OOPS! Cards for differentiation

Learn more!



Escape the Land of the Dead Challenge Complete!

Jenny S.
(Name)

You made the journey home on The Day of the Dead! With the help of your guides, you'll never get lost on the way to your familia's ofrenda, and you can visit every year!

23 /09
(Date)

~CALAVERA CATRINA

Scan the QR code or
click here to view the
video.



Ooops!

You scared away the *calaveras*!



NO HELPING YOUR TEAM FOR 3
MINUTES!

Webscape™

- Most interactive experience
- Self correcting
- Embedded videos
- Embedded audio
- Animation
- Simple navigation

Learn more!



Webscape TM

- No log ins or sign ups
- Works with any device that has an internet connection and web browser
- Zero prep! Just share the link with your students.

Learn more!



Google Slides

- Three problems per slide
- Students drag to circle their answers

Learn more!



Google Slides

- Toggle to self-checking decoder
- Decoder will prompt at the end of each challenge whether students are correct or need to check their work.

Learn more!

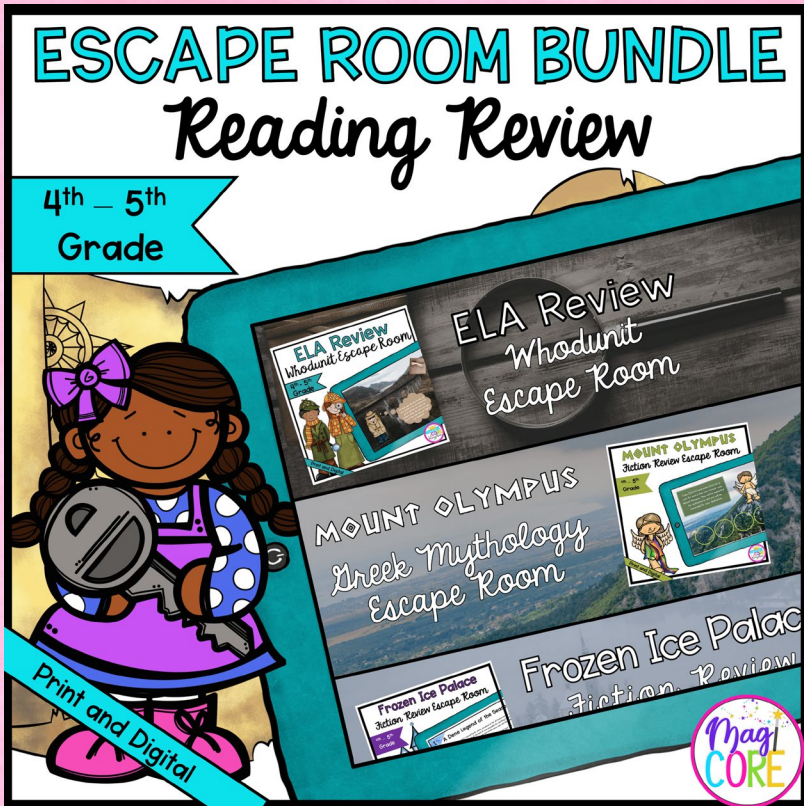


Looking for More?

ESCAPE ROOM BUNDLE

Reading Review

4th – 5th Grade



ELA Review Whodunit Escape Room

MOUNT OLYMPUS Greek Mythology Escape Room

Frozen Ice Palace Fiction Review

Print and Digital

MagiCORE

ESCAPE ROOM BUNDLE

Reading Comprehension

4th – 5th Grade



Main Idea Wizarding Escape Room

Context Clues Pirate Themed Escape Room

Text Features Mission in Space Escape Room

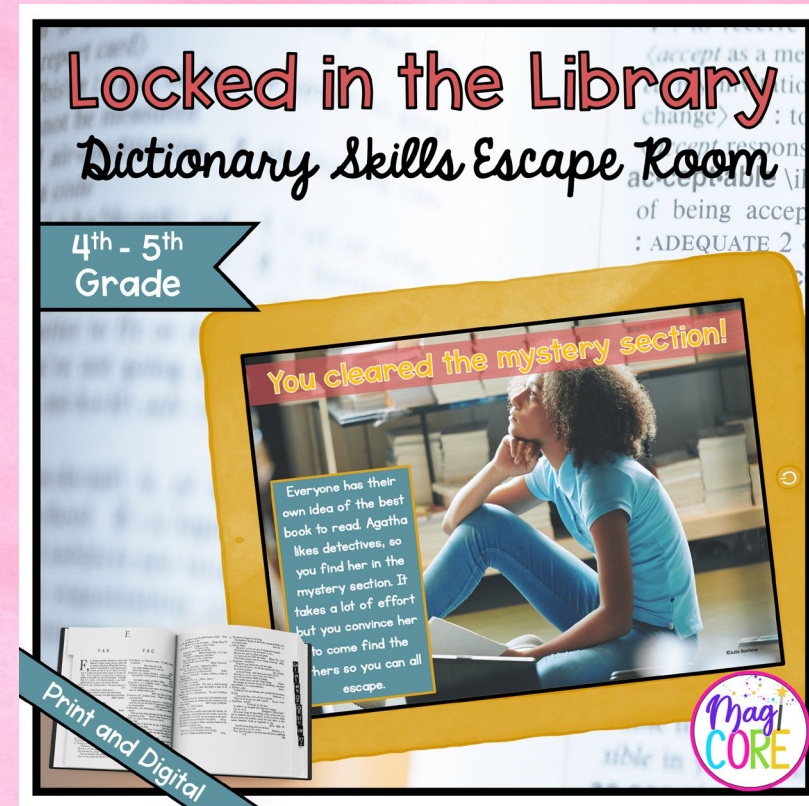
Print and Digital

MagiCORE

Locked in the Library

Dictionary Skills Escape Room

4th – 5th Grade



You cleared the mystery section!

Everyone has their own idea of the best book to read. Agatha likes detectives, so you find her in the mystery section. It takes a lot of effort but you convince her to come find the here so you can all escape.

Print and Digital

MagiCORE