

Seasonal/Holiday

KWANZAA



VIRTUAL Field trip

CELEBRATE KWANZAA

Take a journey to collect seven flames for your kinara as you learn about the history and traditions of Kwanzaa.



Let's Celebrate!

Click on each candle to learn about the seven days of Kwanzaa.

After completing the activities for each day, light the candle. Use copy (Ctrl+C) and paste (Ctrl+V) to light each candle with a flame.

6 4 2 1 3 5 7



Umoja

Watch this video to learn about the first principle of Kwanzaa. Then, describe its meaning in your own words in the red box.



What is the meaning of the 1st principle, Umoja?

Click [HERE](#) if you need more help understanding this principle.

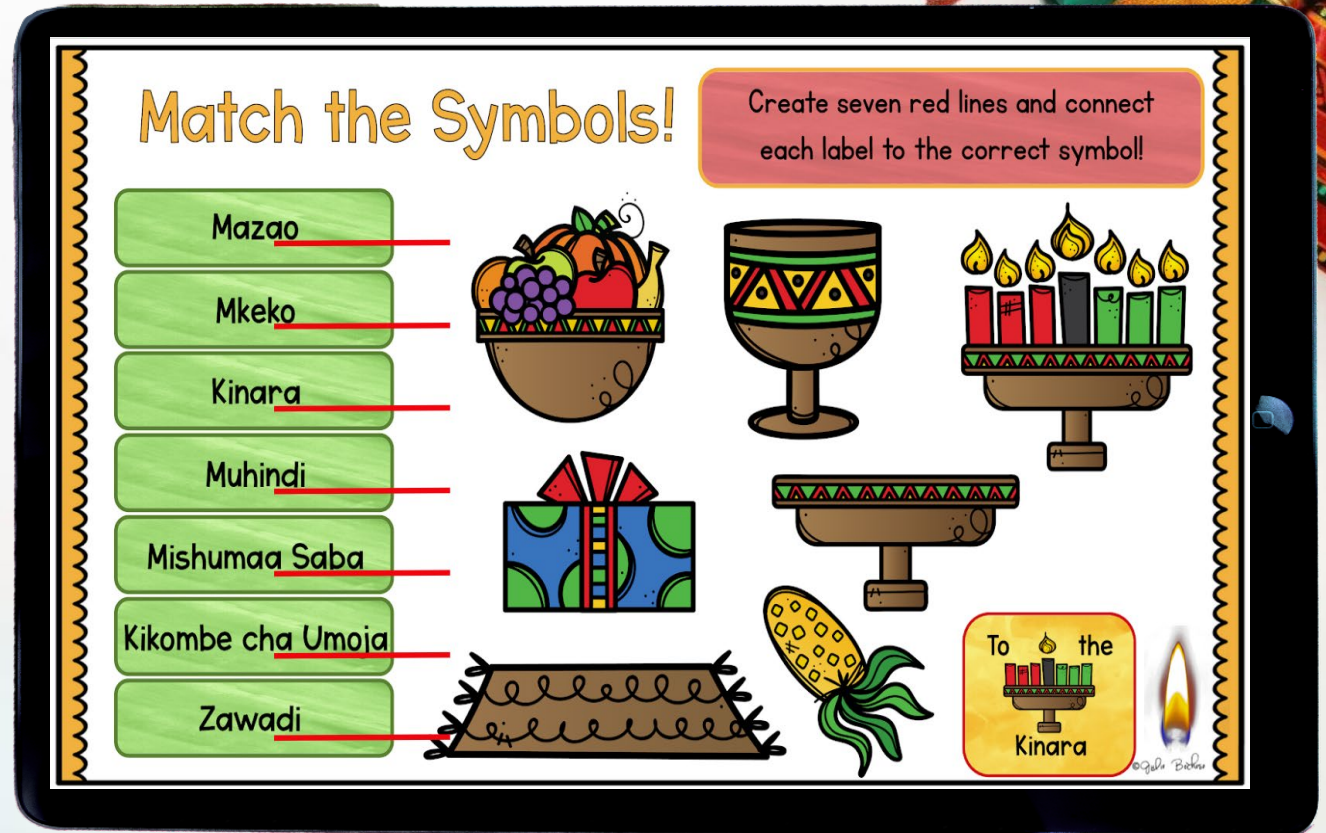
©2018 Baha

ENGAGING & EDUCATIONAL MEDIA

Watch read alouds, read passages, and complete interactive questions and activities to show what you learn along the way.

INTERACTIVE MOVABLE PIECES

Videos incorporate social studies and reading skills. Includes standards-based interactive activities.



Match the Symbols!

Create seven red lines and connect each label to the correct symbol!

Mazao

Mkeko

Kinara

Muhindi

Mishumaa Saba

Kikombe cha Umoja

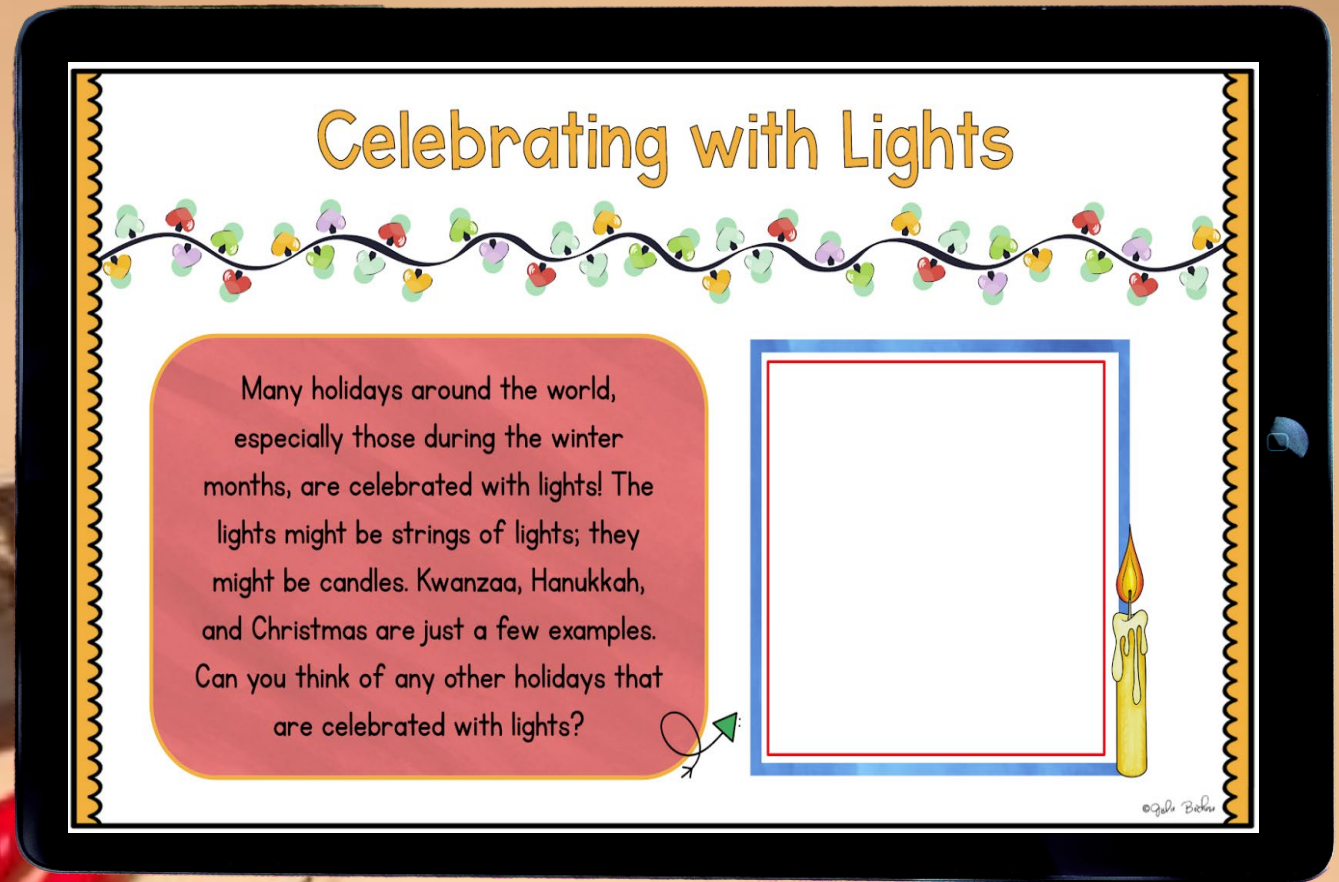
Zawadi

To the Kinara

The image shows a tablet with a matching activity. On the left, there are seven green labels with red lines extending to the right: Mazao, Mkeko, Kinara, Muhindi, Mishumaa Saba, Kikombe cha Umoja, and Zawadi. On the right, there are seven symbols: a basket of fruit, a decorated cup, a candle holder with lit candles, a gift box, an empty candle holder, a cornucopia, and a candle. A pink box at the top right contains the instruction: 'Create seven red lines and connect each label to the correct symbol!'. A yellow box at the bottom right contains the text 'To the Kinara' with a small candle icon and the name 'Kinara' below it. The background of the tablet is white with a yellow border.

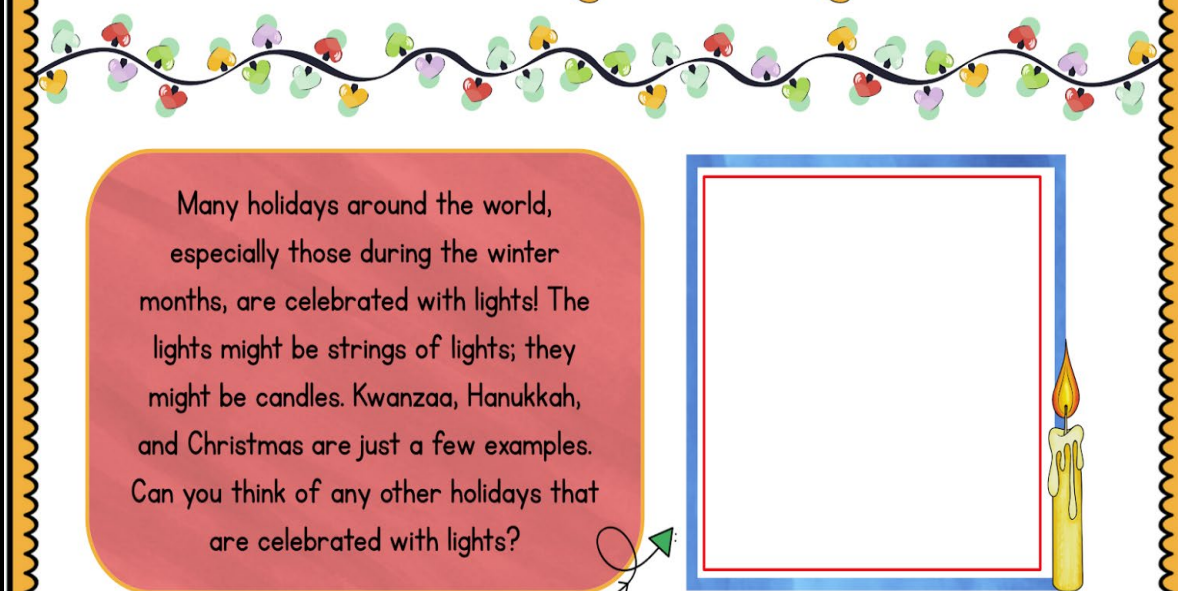
INTEGRATES READING

Short reading passages
build background and
introduce key vocabulary.



Celebrating with Lights

Many holidays around the world, especially those during the winter months, are celebrated with lights! The lights might be strings of lights; they might be candles. Kwanzaa, Hanukkah, and Christmas are just a few examples. Can you think of any other holidays that are celebrated with lights?



©2016 Bobbi

The image shows a tablet with a reading passage. The title is 'Celebrating with Lights'. The text discusses holidays celebrated with lights, including Kwanzaa, Hanukkah, and Christmas, and asks for other examples. The passage is accompanied by a decorative border of colorful lights and a lit candle. A small green arrow points to a blank space next to the text, likely for a student's response. The background of the tablet shows a string of colorful lights and a lit candle.

Kuumba

Watch the video to learn about the sixth principle of Kwanzaa. Then, describe its meaning in your own words in the red box.



What is the meaning of the 6th principle, Kuumba?

Click [HERE](#) if you need more help understanding this principle.

©2014 Kwanzaa.com

SOCIAL STUDIES

Explore new places, learn about diverse cultures, all while meeting social studies standards!





CRITICAL THINKING SKILLS

Fosters critical thinking skills without students even realizing it!

Comparing Hanukkah and Kwanzaa

Use the 3 boxes to compare and contrast Hanukkah and Kwanzaa.

Kwanzaa	Both	Hanukkah

To the Kinara

Suggested Uses

- Assign in Google Classroom or SeeSaw
- Whole Class Activity
- Small groups or center
- Early Finisher
- Incentive or Fun Friday

Google Slides and SeeSaw



Looking for More? Save with our Science Bundle!

Force & Motion,
Weather, Animals,
and more!



Click the picture
to preview!