



DIGITAL & PRINTABLE

4th-5th Grade

# THANKSGIVING PARADE BUNDLE

Seasonal/Holiday

## THANKSGIVING DAY PARADE

4th & 5th Grade

## ELA Review



## Thanksgiving Day Parade Escape Room

PRINTABLE • GOOGLE • WEBSCAPE™

Literacy &  
STEAM

## STEAM Journal BALLOONS OVER BROADWAY

## BALLOONS OVER BROADWAY



4th & 5th Grade

# ELA Review



## Thanksgiving Day Parade Escape Room

PRINTABLE • GOOGLE • WEBSCAPE™



# 4 Reading Challenges

## Challenge #1

1. Watch the video explaining the challenge.
2. Read the passages and answer the questions.
3. Enter your answers onto the Thanksgiving Day Brochure to see if you are ready to avoid the flock of pigeons blocking the parade route.
4. Cut out and paste the road sign onto your parade map to alter your route and continue leading the Thanksgiving Day Parade.

the Macy's parade warehouse. They are stored in small containers for another year. People can watch the balloons be inflated on the day before Thanksgiving on 77<sup>th</sup> and 81<sup>st</sup> Streets, between Central Park West and Columbus Avenue.

The Macy's Thanksgiving Day Parade has had its obstacles through the years. From 1942-1944, there were no parades due to World War II. The rubber and helium meant for balloons went to the American military, instead. In 1957, wet weather caused the hat of a Popeye balloon to fill with water. It eventually spilled and drenched spectators. This same mishap occurred in 1962 with the hat on a Donald Duck balloon. Six days after the assassination of President John F. Kennedy in 1963, the country debated whether or not to hold the parade. In the end, organizers decided to have the parade in hopes of raising the nation's spirits during that time. In 1971, heavy rains grounded all the giant balloons for the first time. A Superman balloon lost his arm after getting snagged on a tree branch in 1985. Winds reached 40 miles an hour during the 1997 parade, making the balloons difficult to control. One



20, the Macy's Thanksgiving Day Parade was scaled in a small area near Macy's main store. In 2019 pandemic, the parade was the official start of the holiday season. Macy's Thanksgiving Day Parade in person or

4. What does the Macy's Thanksgiving Day Parade symbolize for many Americans?
  - a. The best family gathering
  - b. The start of the holiday season
  - c. The delicious meal they will have on Thanksgiving
  - d. A day of fun, family, and laughter
5. According to the text, when and where can people watch the Macy's Thanksgiving Day Parade balloons be inflated?
  - a. Just hours before the parade, on 77<sup>th</sup> and 81<sup>st</sup> near Central Park
  - b. In West Central Park, the day before the parade
  - c. On 77<sup>th</sup> and 81<sup>st</sup> Streets, between Central Park West and Columbus Avenue, the day before the parade
  - d. On Columbus Park West and Central Avenue, the day before the parade
6. Which of the following challenges has occurred during a previous Macy's Thanksgiving Day Parade?
  - a. A spectator pranked the audience by putting a huge diaper on the Mickey Mouse balloon.
  - b. Rain filled the hats of Donald Duck and Popeye (during two different parades), which overflowed and drenched spectators.
  - c. A massive cupcake balloon with a lit candle caught on fire, causing the parade to be delayed.
  - d. A Superman balloon lost his arm after a spectator accidentally poked it with the-cob handle.





# Videos Tell the Story

## Challenge #2

1. Watch the video explaining the challenge.
2. Read the passages and answer the questions.
3. Enter your answers onto the Thanksgiving Day Brochure to see if you are ready to avoid the students blocking the parade route.
4. Cut out and paste the road sign onto your parade map to alter your route and continue leading the Thanksgiving Day Parade.

Scan the QR code or click [here](#) to view the video



1.

## Pumpkin Pie

Pumpkin pie is a favorite Thanksgiving dessert. You can make this scrumptious pie for yourself by following this simple recipe.

### Ingredients:

- 1 refrigerated rolled pie crust
- 115 oz can pumpkin
- 115 oz can sweetened condensed milk
- 2 eggs
- 1 teaspoon cinnamon
- ½ teaspoon each nutmeg, ginger, and salt

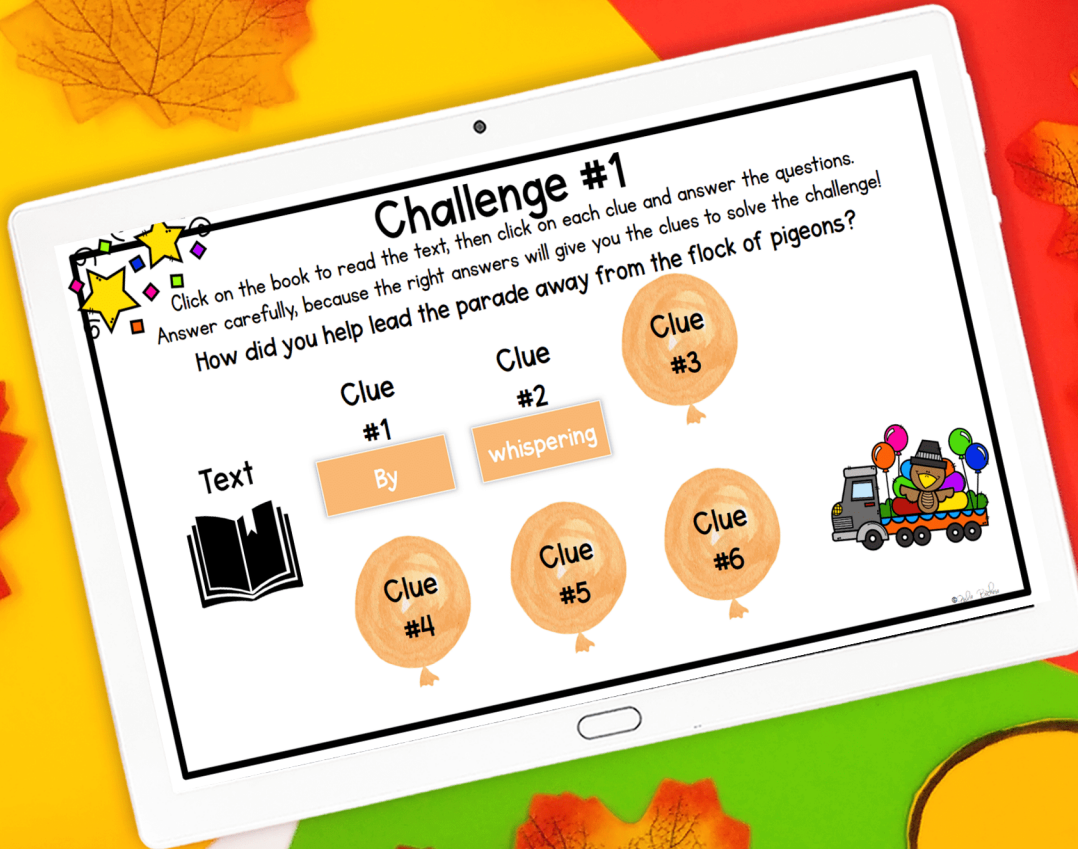
### Instructions:

1. Preheat the oven to 425 degrees Fahrenheit.
2. Unroll the refrigerated pie crust and press into a 9-inch pie plate.
3. Combine the remaining ingredients in a large mixing bowl.
4. Beat on medium speed until the contents are well blended, about 1 minute.
5. Pour pumpkin mixture into prepared pie plate.
6. Flute the edges of the pie crust to create a decorative border.





# Webscape & Google Slides





# THANKSGIVING DAY PARADE

Seasonal/  
Holiday



TRUSTED  
BY OVER  
**8,000**  
TEACHERS  
★★★★★

## Parade History

Watch the video to learn more  
about the history of the Macy's  
Thanksgiving Day Parade.  
Complete the timeline using  
details from the video.



1942

1948

# VIRTUAL field trip





# SOCIAL STUDIES

## Let's Watch!

Watch the short biography video. Sort where the information about Tony Sarg can be found: the story, the video, or both.

**THE GIFTS OF TONY SARG**


AMERICAN EXPERIENCE DIGITAL SHORT

<b>Book:</b> <b>Balloons Over Broadway</b>	<div>Tony Sarg invented a way to feed chickens without leaving his room.</div>
<b>Video:</b> <b>Tony Sarg Biography</b>	<div>Tony Sarg played a prank by placing a monster balloon in the water.</div>
<b>Both:</b> <b>Book &amp; Video</b>	<div>Macy's asked Sarg to make balloons for their Thanksgiving parade.</div> <div>Tony Sarg was a puppeteer.</div>




# Balloons Over Broadway

Listen to the story written by Melissa Sweet.



Read  
Out  
Loud  
BALLOONS OVER  
BROADWAY



1. What is a marionette?
2. Why did Macy's need to replace the zoo animals?
3. How did Tony get his balloons to move?
4. What character trait best describes Tony? What details from the story support your thinking?

INTEGRATES  
READING



## Parade Studio: Part 2

Watch the video to see a 360°  
view of the Production Room.

Explain how the engineers of the Macy's  
Thanksgiving Day Parade adapt their design  
to transport their creations.

MACY'S  
PARADE STUDIO  
Production Room  
PART 2



# STEAM:





# ENGAGING & EDUCATIONAL MEDIA

## Parade Studio: Part 4

Watch the video to see a 360° view of the Paint Workshop.



MACY'S  
PARADE STUDIO  
Paint Workshop  
PART 4

Think about the order of the inflatables in the parade. How does the parade help to tell the story of the holiday season?



Choose one of the stickers to build your parade.





# CRITICAL THINKING SKILLS

**Let's Vote!** Cast your vote for the best balloon or float in the parade lineup. Analyze the details of your pick and use the space below to write about your decision.

Name of the parade element:

Type of parade element:

What makes this parade element unique?

If you could change one thing about this parade element, what would it be? Why?

Choose one of the stickers to build your parade.

©2018 Tally



Literacy &  
STEAM

MACY'S PARADE

STEAM Journal  
**BALLOONS**  
OVER  
**BROADWAY**



**BALLOONS OVER**  
**BROADWAY**





# STUDENT INSTRUCTIONS

Dear Student,

You are hired by Macey's to plan and build a balloon float that the parade specators will enjoy watching. You design must include a balloon of a specific object, animal, or character and be able to be propelled into the air and controlled from the ground.


You will have 10 minutes to plan a design with your team. Your team will have 30 minutes to construct your design and make modifications. Finally, you will have 10 minutes to write and record a short broadcast announcing your float to play at the class parade. At the end of the challenge, your balloon will perform in the parade. The winner will be determined based on balloon appearance and functionality.

Have fun!

## MATERIALS

- Balloons
- Sticks
- Markers
- Décor
- Recording device

## RUBRIC



ELEMENT	RATING		
Team work			
Balloon Visual Appearance			
Balloon functionality			

# STEAM Journal BALLOONS OVER BROADWAY



Name: Julie Bochese  
Date: Nov. 11



# STEAM Journal **BALLOONS** OVER **BROADWAY**



Name: Julie Bachese

Date: Nov. 11



## PLAN

What materials will you need?

- balloon
- markers
- paper
- scissors
- tape

Draw a diagram of your plan



Explain your plan in words.

We will construct our design with the balloon as the face. We will add tail, tongue and ears and pom-pom nose. The sticks will attach ears to move.







# PROBLEM & SOLUTION

## Balloons Over Broadway

### Problem

Tony's father asked him to feed the chickens at six-thirty in the morning every day.

In London, Tony realized no one was making marionettes for kids anymore.

Macy's wanted to create a parade for immigrants based on street carnivals from around the world.

The zoo animals in the Macy's parade frightened children.

Tony's marionettes were too small for the parade.

Tony replaced the zoo animals with giant balloons.

ended to make his balloons even to see.

### Solution

Tony created marionettes that have lifelike movements.

Tony made costumes and floats for the parade.

Tony replaced the zoo animals with giant balloons.

Tony decided to use blimp material for his balloons.

Tony decided to use sticks, like the Indonesian rod puppet.

Tony created balloons out of rubberized silk and filled them with helium.


Tony wasn't sure how to make his big puppets move.

Tony invented a pulley system to open the coop door from his bedroom window.



# Balloons Over Broadway STEAM

Tony Sarg used science, technology, engineering, and math throughout this story to solve problems. Find examples of each from the story.





# BALLOONS OVER BROADWAY

extension

DIRECTIONS: On Thanksgiving, watch the Macy's Thanksgiving Day Parade. Draw a picture of your favorite float. Why is this your favorite?



The Charlie Brown balloon was my favorite because it reminds me of my favorite TV show.





DIGITAL & PRINTABLE

2nd-3rd Grade

# THANKSGIVING PARADE BUNDLE

