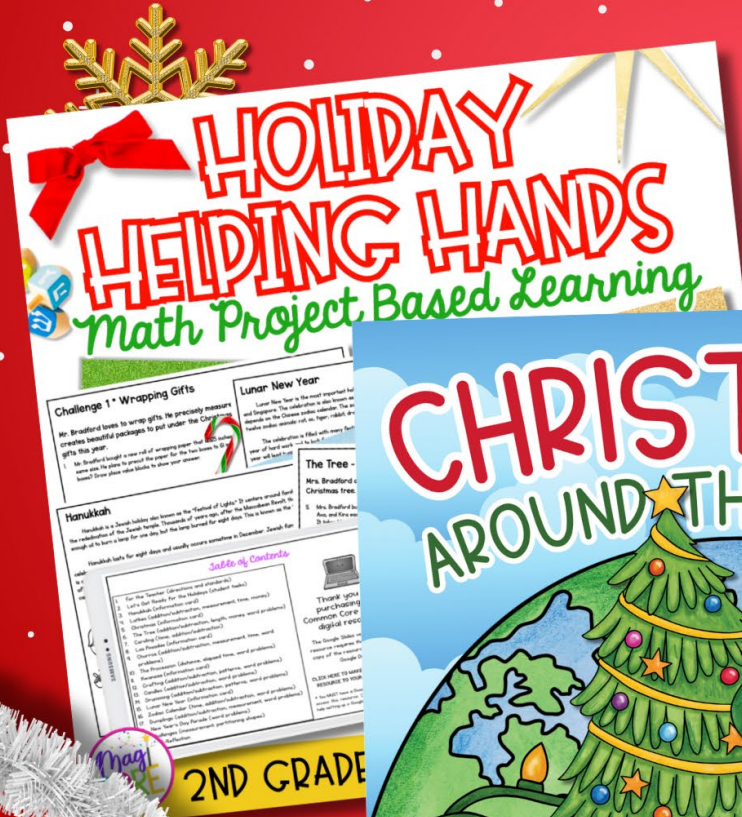




DIGITAL & PRINTABLE

2nd & 3rd Grade

HOLIDAYS AROUND THE WORLD BUNDLE



Holidays Around The World Reading Escape Room

2nd — 3rd
Grade

Here at Holiday Airlines, we have a saying:
"Someone somewhere is celebrating
something," so why not you? Travel the globe
with our holiday passport program! See the
sights, taste the food, and come back with your
passport full of stamps. A world of holiday
cheer is at your fingertips. So, welcome aboard
and we hope you enjoy your flight!

Print and Digital



Print & Two Digital Options

Digital Instructions

[Click here](#) to access the Google Slides version of this resource.

[Click here](#) to access the Holiday Travel Decoder to use in Google Sheets.

[Click here](#) to watch a video to resource.

Printable Directions

Materials:

- Printed cards for each team
- Computer or tablet for videos (Optional)

Duration: Approximately 90 minutes. You can also split this up into four 20- to 30-minute activities over four days, having students complete one challenge per day.

Prep:

Print challenge cards and recording sheet for each team. Place challenge cards into envelopes.

Directions:

1. Split your class into teams of 4-5 students. Ensure teams are multi-level.
2. (Optional) Show the introduction video.
3. Give each team their envelope for challenge #1.
4. Allow time for each team to work through each challenge. Once they solve the challenge, they should record answers in their brochure. Then, they turn the code in to the teacher to check before the teacher assigns the consecutive challenge. (Optional) Teacher may show completion videos after each challenge is solved. Students can scan the video using the provided QR codes.
5. The first team to complete all four challenges escapes the library first.
6. Assign "oops" cards to help create equity. Give an "oops" card to students who are taking the lead, to encourage them to step back and give other students a turn.

Print Friendly Version

2.

How Is Saint Lucia Day Celebrated in Sweden?

Sweden is the only place that celebrates Saint Lucia Day. It is a day filled with joy and care, and it starts the Christmas season. Children and young adults in Sweden dress up and parade through their towns on this holiday. They wear white robes and crowns with candles. These outfits and candles symbolize Lucia using light to overcome darkness. Some children and young adults dress as Lucia to visit hospitals. They sing songs to the sick and elderly about Saint Lucia.



ry

ns?
world.

dren to

©Julio Bäckström

Digital Webscape & Google Slides™

Holidays Around The World

2nd – 3rd
Grade

ELA Escape Room



Webscape™ is Interactive & Self-Correcting!

Challenge #1

Click on the book to read the text, then click on each clue and answer the questions. Answer carefully, because the right answers will give you the clues to solve the challenge!

What was your favorite part of visiting Sweden?



Clue #1

Singing

Clue #2



Clue #3



Clue #4



Clue #5



Clue #6



©2018 P. P.

Webscape™ is Interactive & Self-Correcting!

Collect your stamp for Sweden and add it to your passport!

Add Your Stamp



Web scape™ Includes Audio

Option!

1.



Diwali



What Is Diwali?

Diwali is a festival of lights. It lasts for five days and is India's biggest and most important holiday. Diwali is always in October or November. Diwali celebrates good winning over evil. Lamps, called *deepavali*, line the streets and float down rivers. People decorate their homes and towns with these lamps. They remind everyone of light's victory over darkness.

How Do People Celebrate Diwali?

People all over the world celebrate this holiday! On Day One of Diwali, people clean their homes and go shopping. On Day Two, people decorate their homes with lamps and make ***rangoli*** on the floor. Rangoli are designs made with colored sand and rice. They are meaningful pieces of artwork. Day Three of Diwali is the main day of the festival. Families gather together to pray, feast, and watch fireworks. Day Four is the first day of the New Year. Family and friends exchange gifts on this day. On the final day of Diwali, brothers and sisters visit each other. They enjoy a meal together and have a good time.



©2016 Pops

Videos Tell the Story



Four Reading Comprehension Challenges

Holidays Around the World Escape Room Map

- Challenge #1: Read the passages and answer the questions to visit Sweden for Saint Lucia Day.
- Challenge #2: Read the passages and answer the questions to visit India for Diwali.
- Challenge #3: Read the passages and answer the questions to visit China for Lunar New Year.
- Challenge #4: Read the passages and answer the questions to visit America for Hanukkah.

©2020 Boba

Challenges Assess Various Skills

Diwali

What Is Diwali?



Diwali is a festival of lights. It lasts for five days and is India's biggest and most important holiday. Diwali is always in October or November. Diwali celebrates good winning over evil. Lamps, called *deepavali*, line the streets and float down rivers. People decorate their homes and towns with these lamps. They remind everyone of light's victory over darkness.

I. Why are deepavali the main decorations used during Diwali?

Deepavali create beautiful, colorful artwork on the ground.

Deepavali light the way for kind spirits.

Deepavali symbolize light's victory over darkness.

Deepavali symbolize the victory of brave people.

Comprehension Questions

4. Read the sentence.

Her story has been told through the centuries.

What is the meaning of the underlined word in the sentence?

- a. Centuries are 100-year periods of time.
 - b. Centuries are the name of story-tellers.
 - c. Centuries are a type of candle.
 - d. Centuries are a specific kind of book.
5. Which of the following sentences describes the meaning behind Saint Lucia Day celebrations?
- a. "Children and young adults in Sweden dress up and parade through their towns."
 - b. "Its purpose is to bring light and hope during the darkest time of the year."
 - c. "Winter solstice is the darkest day of the year."
 - d. "Around the year 1000, the Norse became Christians."
6. What is the purpose of the headings in the text?
- a. They are used to introduce a different text.
 - b. They allow the reader to preview the topic of each paragraph.
 - c. They are the first sentence of each paragraph.
 - d. They summarize the main idea of the previous paragraph.

Google Slides Prompt Students to use Decoder

America!

Enter your answers in the Holiday Travel Decoder to see
if you are ready to visit America for Hanukkah.



DO NOT go to the next page until
prompted to do so by the
Decoder!

©Jillie "Eckler"

Google Slides Decoder in Digital Version is Self-Checking

Holidays Around the World Escape Room Decoding Tool ☆ ⓘ
File Edit View Insert Format Data Tools Add-ons Help Last edit was made 7 days ago by Lynne Cartwright

100% \$ % .0 .00 123 Default (Arial) 16 B I U A [Color Picker] [Background Color] [Text Color] [Bulleted List] [Numbered List] [Indent] [Outdent] [Decrease Indent] [Increase Indent] [Link] [Unlink] [Table] [Image] [Video] [Audio] [Text Box] [Text to Speech] [Screen Reader] [Help]

	A	B	C	D	E	F	G	H
1								
2	Question #		1	2	3	4	5	6
3	Your Answers							
4								
5	What was your favorite part of visiting Sweden?							
6								
7								
8								
9								
10								
11								
12								
13								
14								
15								
16								
17								
18								
19								
20								
21								

KEEP LOOKING! DO NOT MOVE ON TO THE NEXT SLIDE.

+ ⓘ Challenge 1 - Collect your stamp from Sweden! Challenge 2 - Collect your stamp from India! Challenge 3 - Collect your stamp from China! Challenge 4 - Collect your stamp

Printable Version Includes "Ooops!" Challenges



Ooops!

You missed your flight!



YOU MUST STAY QUIET FOR 5
MINUTES. NO SPEAKING!

Ooops!
You left your passport at the hotel!



NO HELPING YOUR TEAM FOR 3
MINUTES!

©2014 Bob



Printable Version

Includes Recording

Brochure & Decoder



Holiday Travel Decoder

Use the following codes for each challenge to collect your stamp and move to the next challenge.

Challenge 1	Question 1	Question 2	Question 3	Question 4	Question 5	Question 6
	a = When b = Just c = Visiting d = Singing	a = the b = best c = past d = where	a = over b = snowy c = Saint d = Lucia	a = Lucia b = celebration c = together d = around	a = the b = Day c = dark d = lights	a = snow b = carols c = sights d = festivities
Challenge 2	Question 1	Question 2	Question 3	Question 4	Question 5	Question 6
	a = By b = The c = We d = I	a = noticed b = took c = traveled d = had	a = a b = of c = some d = the	a = huge b = long c = bunch d = roads		
Challenge 3	Question 1	Question 2	Question 3	Question 4		
	a = The b = Many c = We d = There	a = had b = saw c = followed d = knew	a = the b = many c = over d = toward	a = amazing b = historic c = beautiful d = grand		
	Question 1	Question 2	Question 3	Question 4		
	a = After b = When c = We d = Being	a = pleasant b = saw c = with d = lit	a = my b = sweet c = menorah d = lights	a = small b = family c = food d = amazing		



CHALLENGE 1

	Answer	Code
1.		
2.		
3.		
4.		
5.		
6.		

What was your favorite part of visiting Sweden?

CHALLENGE 2

	Answer	Code
1.		
2.		
3.		
4.		
5.		
6.		

How did you get to India from Sweden?

CHALLENGE 3

	Answer	Code
1.		
2.		
3.		
4.		
5.		
6.		

What sights did you see in China?

Holiday Helping Hands

Math Project Based Learning

2nd & 3rd Grade
Print and Digital



Print and Digital Versions



Table of Contents

1. For the Teacher (directions and standards)
2. Let's Get Ready for the Holidays (student tasks)
3. Hanukkah (information card)
4. Latkes (addition/subtraction, measurement, time, money)
5. Christmas (information card)
6. The Tree (addition/subtraction, length, money, word problems)
7. Caroling (time, addition/subtraction)
8. Las Posadas (information card)
9. Churros (addition/subtraction, measurement, time, word problems)
10. The Procession (distance, elapsed time, word problems)
11. Kwanzaa (information card)
12. Crafting (addition/subtraction, patterns, word problems)
13. Candles (addition/subtraction, word problems)
14. Drumming (addition/subtraction, patterns, word problems)
15. Lunar New Year (information card)
16. Zodiac Calendar (time, addition/subtraction, word problems)
17. Dumplings (addition/subtraction, measurement, word problems)
18. New Year's Day Parade (word problems)
19. Challenges (measurement, partitioning shapes)
20. Self-Reflection



Thank you for
purchasing this
Common Core Kingdom
digital resource!

The Google Slides version of this
resource requires that you make a
copy to your own

Let's Get Ready for the Holidays!

Who doesn't love celebrating holidays? All the fun and excitement we experience takes a lot of time and energy to plan. Usually, it is the parents of the family who do the planning. In this project, you will meet five families who celebrate different winter holidays. They all need your help to prepare to celebrate. So, let's get started!

Here are your tasks:

- Read through the entire packet before beginning.
- Read the holiday informational slides one at a time.
- Read the questions to become familiar with the types of math problems you will be solving.
- Complete each section before moving on to the next.
- (Optional) Complete the challenge pages.
- Complete the self-reflection and evaluation rubric.



Challenge Activities



Challenge 1 * Wrapping Gifts

Mr. Bradford loves to wrap gifts. He precisely measures the paper and ribbon and creates beautiful packages to put under the Christmas Tree. Help Mr. Bradford wrap the gifts this year.

- Mr. Bradford bought a new roll of wrapping paper that is 125 inches long. He wants to wrap two boxes that are the same size. He plans to precut the paper for the two boxes to 61 inches each. Does he have enough paper to wrap both boxes? Use the place value blocks to show your answer.




Challenge 2 * Parking Lot Measurement


The Portland parking lot is in bad condition and needs repairs. The city plans to lay new asphalt. Help the city with the repairs.

- The city wants to lay new asphalt down in sections so that they can keep some of the lot open for people to use while the work is being done. Draw lines on each option below to divide them into four equal sections in two different ways.

Parking Lot Option 1



Parking Lot Options 2



son for each box. He buys ribbon by
s he wrapped. How many inches



Engaging & Interdisciplinary



Use Abuela's recipe to answer the questions below.

4. Mr. Garcia created a table using Abuela's recipe to list the correct amount of each ingredient for different size batches. He did not finish adding the numbers into the chart. Fill in the missing numbers for Mr. Garcia.

	Water	Butter	Sugar	Vanilla	Flour	Salt	Eggs	Oil
1 batch	1 cup	$\frac{1}{2}$ stick	2 Tbs.	1 tsp.	1 cup	1 tsp.	2	3
2 batches	2 cups	1 stick		2 tsp.				
3 batches	3 cups	$1\frac{1}{2}$						

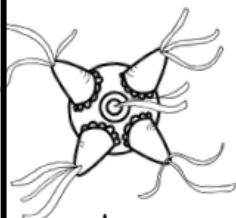
1 cup of butter
1 teaspoon of sugar
1 cup of flour
1 teaspoon of salt
2 eggs
3 cups of vegetable oil for frying

Churros Coating:
1 cup of cinnamon-sugar
 $\frac{1}{2}$ bag of chocolate chips

Las Posadas

Las Posadas is an important Mexican tradition celebrated during the Christmas holidays. It lasts for nine nights, from December 16th through the 24th. The nine nights represent the nine months that Mary is pregnant before Jesus is born. Each night, families go to different homes and commemorate the long search for shelter by Mary and Joseph.

Starting at dusk, families form processions and walk together to each evening's location. Children dress as shepherds or angels and adults carry candles and religious figures. When they arrive at the home, they ask the owner if they can have shelter. The owner of the home says yes and lets everyone inside. Together, they celebrate with prayers, festive songs, and traditional food. The evening ends with the breaking of a piñata, which is in the shape of a star. Children put on blindfolds and take turns hitting the piñata until it breaks and spills out goodies!



This nine-night tradition ends on Christmas Eve. On this evening, the celebration continues with a Christmas church service. The processions represent a pilgrimage, which is a journey to find meaning or a religious devotion. All participants share their love for Christmas.

Let's meet the Garcia family. Mr. and Mrs. Garcia live with their three children in southern New Mexico. Pedro is 12, Luis is 9, and Maria is 6. Also living with the family is Abuela and Abuelo, or grandmother and grandfather. The family has deep faith and loves celebrating Las Posadas more than any other holiday. You will be helping the Garcias prepare to host the last evening of Las Posadas.



Student Self-Assessment



Holiday Helping Hands

Self Reflection: Write a reflection of your experience with this project. How did you feel about the math problems and activities? Explain what you found easy to do and any difficulties you had while working on this project. Did you enjoy this activity? Why or why not?

Rate this project.

Drag the checkmark to the statement you most agree with.

It was just right

I found this challenging

© Julie Parker

Holiday Helping Hands

Self Reflection Rubric: Drag the circle to one box per row on the rubric that expresses how you rate yourself on this Project Based Learning Activity.

I felt very confident about the math in this project.	I felt good about my ability to complete most of the math in this project.	I felt a lot of the math in this project was too hard for me to do alone.
I understood all the math and did not need help to complete the problems.	I understand most of the math but needed a little help to solve some of the problems.	I understood some of the math but needed help to complete most of the problems.
I easily used many strategies to solve the math problems efficiently.	I needed some help to use the best strategies for solving the math problems.	I had trouble understanding the best way to solve many of the math problems.
I feel I am ready for a harder math project.	I feel I would like to spend more time practicing similar math problems.	I feel I need assistance to work on similar math problems.

© Julie Parker



Interactive Movable Pieces



Churros - 4

Use Abuela's recipe to answer the questions below.

8. Once the batter is ready, Abuela begins to fry the churros. She can fit six churros in the frying pan at a time. How many times will she need to fill the pan to fry all the churros? Show how you know.

9. It takes 10 minutes to fry one pan of churros. How many minutes will it take to fry all the churros? Use the number line to solve.

10. If Abuela begins frying the churros at 2:10 pm, at what time will all the churros be finished? Show how you know.

Abuela's Churros Ingredients:

- 1 cup of water
- $\frac{1}{2}$ cup of melted butter
- 2 tablespoons of sugar
- 1 teaspoon of vanilla
- 1 cup of flour
- 1 teaspoon of salt
- 2 eggs
- 3 cups of vegetable oil for frying

Churros Coating:

- $\frac{3}{4}$ cup of cinnamon-sugar
- $\frac{1}{2}$ bag of chocolate chips

New Year's Day Parade - 1

The Wei family loves to go to downtown Portland for their annual Lunar New Year Parade. This year's parade is on a Sunday and begins at 2:00 pm. Help them plan their trip to the city.

1. Mrs. Wei wants to arrive downtown with enough time to park at her office and find a good spot for viewing the parade. It usually takes her 25 minutes to drive downtown for work. She wants to arrive at the parking lot at 1:25 pm. What time should the family leave their house? Use the number line to show your thinking.

2. Mr. Wei thinks they should leave earlier because he knows there will be a lot of traffic. He wants to leave home at 12:30 pm. How much extra time will that give the family to get to the parking lot? Show how you know.

3. The walk from Mrs. Wei's office usually takes about 17 minutes to get to Main Street where the parade can be seen. If they arrive at the parking lot at 1:18 pm, what time will they arrive on Main Street?

© 2015 Teacher



VIRTUAL FIELD TRIP:

Christmas Around the World



Seasonal/Holiday

Social Studies


Cairo, Egypt

Click the picture to explore inside some buildings that are important to Egyptians that belong to the Coptic Church.



Use the arrows at the bottom of the Google Earth site to view: **The Hanging Church**, the **Coptic Museum**, **Ben Ezra Synagogue**, and **Saints Serguis and Bacchus Church**.

Which building did you enjoy?



Integrates Reading

Let's Explore!: Mexico

In Mexico, the Christmas season is celebrated from December 12th to January 6th. Nativity scenes are very popular in Mexico. They are often very large and sometimes a whole room in a house is used for the scene. A nativity usually has figurines for Mary, Joseph, Jesus, the Shepherds and Three Kings. They are displayed in a way that tells the story of Jesus' birth. The baby Jesus is normally added to the scene during the evening of Christmas Eve, since this is the date we was born. Other colorful decorations are used, such as lights, pinatas, and paper lanterns.



Children perform the "Posada", which is Spanish for lodging, on the days leading up to Christmas Day. They visit the houses of friends to ask for a room in the house. Each house tells them there is no room. Once they reach the final home, they are asked to come in for food and entertainment.

Create a caption for the image that describes Mexico's Christmas traditions. Be sure to use details from the image.




Interactive

Candy Canes

Watch the video to learn about the history of candy canes and how they are made. Sequence the steps in making the sweet treats.



ajah Behr



2

3

4

5

6

Engaging & Educational Media

Let's Explore!: China

Watch a Chinese Lion Dance performed by two dancers. This dance is done in China during all major holidays. The lion brings hope, fortune, and happiness.

China is one country that does not go overboard on Christmas decorations. There are only about one percent of citizens that are Christians. Therefore, most Christmas traditions only take place in major cities. These large cities decorate like the majority of the world with Christmas trees and lights.

Santa Claus is known as 'Shen Dan Lao Ren'.

Inside their homes, only a few people have a real Christmas tree. If people do have a tree it is normally a plastic one and might be decorated with paper chains, paper flowers, and paper lanterns.



Critical Thinking Skills

The Legend of the Poinsettia

Who is the main character in The Legend of the Poinsettia?




What is the setting of The Legend of the Poinsettia?




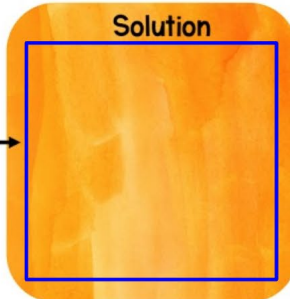
What problem does the main character face?

Problem




How does the main character solve their problem?

Solution



Directions:

Click the picture to learn how to draw a poinsettia. Then, take a picture of your drawing and upload it to place in the frame below.



My Poinsettia

