



DIGITAL & PRINTABLE

4th & 5th Grade

# HOLIDAYS AROUND THE WORLD BUNDLE

Seasonal/Holiday

## CHRISTMAS AROUND THE WORLD

MAGI CORE

VIRTUAL FIELD TRIP

## ELA Review

### Holidays Around the World Escape Room

MAGI CORE

PRINTABLE • GOOGLE • WEBSCAPE

## HOLIDAY HELPING HANDS

Math Project Based Learning

4th & 5th Grade

Challenge 3 - Schools in Atlanta

Las Posas

Helping Hands

PRINT & DIGITAL

# Holidays Around The World Reading Escape Room

4th – 5th  
Grade

Here at Holiday Airlines, we have a saying:  
“Someone somewhere is celebrating something,” so why not you? Travel the globe with our holiday passport program! See the sights, taste the food, and come back with your passport full of stamps. A world of holiday cheer is at your fingertips. So, welcome aboard and we hope you enjoy your flight!

Print and Digital



# Print & Digital

## Digital Instructions

[Click here](#) to access the Google Slides version of this resource.

[Click here](#) to access the Holiday Travel Decoder to use in Google Sheets.

[Click here](#) to watch a video to use the digital version of this resource.

## Printable Directions

### Materials:

- Printed cards for each team
- Computer or tablet for videos (Optional)

**Duration:** Approximately 90 minutes. You can also split this up into four 20- to 30-minute activities over four days, having students complete one challenge per day.

### Prep:

Print challenge cards and recording sheet for each team. Place challenge cards into envelopes.

### Directions:

1. Split your class into teams of 4-5 students. Ensure teams are multi-level.
2. (Optional) Show the introduction video.
3. Give each team their envelope for challenge #1.
4. Allow time for each team to work through each challenge. Once they solve the challenge, they should record answers in their brochure. Then, they turn the code in to the teacher to check before the teacher assigns the consecutive challenge. (Optional) Teacher may show completion videos after each challenge is solved. Students can scan the video using the provided QR codes.
5. The first team to complete all four challenges escapes the library first.
6. Assign "oops" cards to help create equity. Give an "oops" card to students who are taking the lead, to encourage them to step back and give other students a turn.

# Print Friendly Version

## Saint Lucia Day

### *Who Is Saint Lucia?*

Saint Lucia Day is celebrated on December 13<sup>th</sup> in Sweden. It begins the Christmas season and is one of the biggest Swedish celebrations. Stories say the holiday originated with a young, Christian girl who was *martyred*, or killed for her faith. She secretly provided food for Christians who were hiding in underground tunnels in Rome. She wore candles on her head, so her hands were free to carry more food to those who suffered. Her actions angered authorities, and she was reported. She died in the year 304. Lucia is seen as the bearer of light, so Saint Lucia Day is a festival of lights. The holiday is meant to bring light and hope during the darkest time of the year.

### *How Is Saint Lucia Day Celebrated in Sweden?*

Towns vote for their own Saint Lucia. This chosen person, normally a girl, wears a white dress with a red sash at the waist. A crown of candles is worn on her head. Electric candles are used for small children. Girls over the age of twelve, however, often use real candles. The crown itself is made of Lingonberry evergreen branches. These branches symbolize new life in winter. A national Lucia used to be chosen by a competition featured on television, but that practice does not continue today.



©John Becker

ses. Tinsel  
s, and they  
me Lucias  
inger snap

ually, it's  
ith saffron

ated  
ss the  
re world.

iding  
-rits and  
Saint  
enjoy

©John Becker

# Digital Webscape & Google Slides™

## Holidays Around The World

### ELA Escape Room

4th – 5th  
Grade



# Webescape™ is Interactive & Self-Correcting!

## Challenge #1

Click on the book to read the text, then click on each clue and answer the questions. Answer carefully, because the right answers will give you the clues to solve the challenge!

What was your favorite part of visiting Sweden?

Text



Clue #1

Singing

Clue #2

where

Clue #3



Clue #4



Clue #5



Clue #6



# Webscape™ is Interactive & Self-Correcting!

Collect your stamp for Sweden  
and add it to your passport!

Add Your  
Stamp



# Web scape™ Includes Audio Option!



## Diwali

### What Is Diwali?

Diwali is a festival of lights that lasts for five days. It is a harvest festival and a religious celebration. Diwali always occurs during October or November. Depending on where you are in India, Diwali has slightly different interpretations, but all celebrations focus on the theme of good triumphing over evil. Lamps, called *deepavali*, which is where the word *Diwali* comes from, line the streets and float down rivers. People decorate their homes, inside and out, with these lamps. The lamps symbolize light's victory over darkness. Diwali is India's biggest and most important holiday.



### How Do People Celebrate Diwali?

In addition to lighting lamps, people engage in specific activities for each of the five days of Diwali. On Day One, homes are cleaned, and it's a shopping day. Day Two involves decorating the home with the lamps and creating designs called *rangoli* on the floor. Colored sand, powders, or rice are used to make this artwork. Day Three of Diwali is the main day of the festival. Families gather for *Lakshmi puja*, which is a prayer to the Goddess Lakshmi. Feasting and fireworks follow. Day Four is the first day of the New Year, and gifts are exchanged. On the final day of Diwali, brothers and sisters visit each other and enjoy a meal together.

Diwali is celebrated around the world, but it began in India. It is an official holiday in places such as India, Pakistan, Nepal, Sri Lanka, Malaysia, Singapore, Trinidad, and Fiji, to name a few. Australia and England



©2020 P. S. P.

# Videos Tell the Story



# Four ELA Skills & Challenges

## *Holidays Around the World* Escape Room Map

- Challenge #1: Read the passages and answer the questions to visit Sweden for Saint Lucia Day.
- Challenge #2: Read the passages and answer the questions to visit India for Diwali.
- Challenge #3: Read the passages and answer the questions to visit China for Lunar New Year.
- Challenge #4: Read the passages and answer the questions to visit America for Hanukkah.

©2020 Boba

# Challenges Assess Various Skills

## Challenge #1

1. Read the passages and answer the questions.
2. Use your answers to visit Sweden for Saint Lucia Day.
3. Collect a stamp for your passport after the challenge.



© 2020 Bobs

# Comprehension Question Sets

1. According to the story, who was Saint Lucia?
  - a. A Christmas elf
  - b. The oldest daughter of any Swedish family
  - c. An angel recognized in Sweden
  - d. A young girl who worked hard to help others
  
2. Which of the following sentences best describes the main purpose of Saint Lucia Day?
  - a. "The holiday is meant to bring light and hope during the darkest time of the year."
  - b. "It begins the Christmas season and is one of the biggest Swedish celebrations."
  - c. "Lucia is seen as the bearer of light, so Saint Lucia Day is a festival of lights."
  - d. "The Saint Lucia legend was mixed with Christian traditions to make the modern festival of lights the Swedish enjoy today."
  
3. According to the text, why is the Saint Lucia's crown worn by the chosen girl made of evergreen branches?
  - a. Evergreen branches are the only branches available in the winter.
  - b. Evergreen branches are the sturdiest branches for carrying the candles.
  - c. Evergreen branches symbolize new life in the winter.
  - d. Evergreen branches attract fireflies, which make the crown glow.

©John Barber

# Google Slides Prompt Students to use Decoder

## America!

Enter your answers in the Holiday Travel Decoder to see  
if you are ready to visit America for Hanukkah.



DO NOT go to the next page until  
prompted to do so by the  
Decoder!

©Jillie "Eckert"

# Decoder in Digital Version is Self-Checking

Holidays Around the World Escape Room Decoding Tool

File Edit View Insert Format Data Tools Add-ons Help Last edit was made 7 days ago by Lynne Cartwright


100% \$ % .0 .00 123 Default (Arial) 16 B I T A

	A	B	C	D	E	F	G	H
1								
2		<b>Question #</b>	<b>1</b>	<b>2</b>	<b>3</b>	<b>4</b>	<b>5</b>	<b>6</b>
3		<b>Your Answers</b>						
4								
5		What was your favorite part of visiting Sweden?						
6								
7								
8								
9								
10								
11								
12								
13								
14								
15								
16								
17								
18								
19								
20								
21								

KEEP LOOKING! DO NOT MOVE ON TO THE NEXT SLIDE.

Challenge 1 - Collect your stamp from Sweden! Challenge 2 - Collect your stamp from India! Challenge 3 - Collect your stamp from China! Challenge 4 - Collect your stamp

# Printable Version Includes "Ooops!" Challenges



**Ooops!**

You missed your flight!



YOU MUST STAY QUIET FOR 5  
MINUTES. NO SPEAKING!

**Ooops!**

You left your passport at the hotel!



NO HELPING YOUR TEAM FOR 3  
MINUTES!

©2014 Bob



# Printable Version

## Includes Recording

## Brochure & Decoder



### Holiday Travel Decoder

Use the following codes for each challenge to collect your stamp and move to the next challenge.

	Question 1	Question 2	Question 3	Question 4	Question 5	Question 6
Challenge 1	a = When b = Just c = Visiting d = Singing	a = the b = best c = past d = where	a = over b = snowy c = Saint d = Lucia	a = Lucia b = celebration c = together d = around	a = the b = Day c = dark d = lights	a = snow b = carols c = sights d = festivities
Challenge 2	a = By b = The c = We d = I	a = noticed b = took c = traveled d = had	a = a b = of c = some d = the	a = huge b = long c = bunch d = roads		
Challenge 3	a = The b = Many c = We d = There	a = had b = saw c = followed d = knew	a = the b = many c = over d = toward	a = amazing b = historic c = beautiful d = grand		
	a = After b = When c = We d = Being	a = pleasant b = saw c = with d = lit	a = my b = sweet c = menorah d = lights	a = small b = family c = food d = amazing		



### CHALLENGE 1

	Answer	Code
1.		
2.		
3.		
4.		
5.		
6.		

What was your favorite part of visiting Sweden?

How did you get to India from Sweden?

### CHALLENGE 2

	Answer	Code
1.		
2.		
3.		
4.		
5.		
6.		

### CHALLENGE 3

	Answer	Code
1.		
2.		
3.		
4.		
5.		
6.		

What sights did you see in China?

# Holiday Helping Hands

## Math Project Based Learning

4<sup>th</sup> & 5<sup>th</sup> Grade  
Print and Digital



# Print and Digital Versions



## Table of Contents

1. For the Teacher (directions and standards)
2. Let's Get Ready for the Holidays! (student tasks)
3. Hanukkah (information card)
4. Latkes (operations, measurement, time and money)
5. Christmas (information card)
6. The Tree (length, money)
7. Caroling (multiplication, time)
8. Las Posadas (information card)
9. Churros (multiplication/division, operations, measurement, time)
10. The Procession (distance, elapsed time)
11. Kwanzaa (information card)
12. Crafting (multiplication, patterns, word problems)
13. Candles (multiplication, word problems)
14. Drumming (addition, multiplication, patterns, word problems)
15. Chinese New Year (information card)
16. Zodiac Calendar (time, multiplication, word problems)
17. Dumplings (measurement, fractions, word problems)
18. New Year's Day Parade (time, multiplication, word problems)
19. Challenges (area/perimeter, rounding, measurement)
20. Self-Reflection



Thank you for  
purchasing this  
Common Core Kingdom  
digital resource!

The Google Slides version of this resource  
- that you make a copy of the  
Google Drive.

## Let's Get Ready for the Holidays!

Who doesn't love celebrating holidays? All the fun and excitement we experience takes a lot of time and energy to plan. Usually, it is the parents of the family who do the planning. In this project, you will meet five families who celebrate different winter holidays. They all need your help to prepare to celebrate. So, let's get started!

### Here are your tasks:

- Read through the entire packet before beginning.
- Read the holiday informational slides one at a time.
- Read the questions to become familiar with the types of math problems you will be solving.
- Complete each section before moving on to the next.
- (Optional) Complete the challenge pages.
- Complete the self-reflection and evaluation rubric.



© Julie Taylor



# Engaging & Interdisciplinary



## Churros - 2

Use Abuela's recipe to answer the questions below.

4. Mr. Garcia created a table using Abuela's recipe to list the correct amount of each ingredient for different size batches. He did not finish adding the numbers into the chart. Fill in the missing numbers for Mr. Garcia.

	Water	Butter	Sugar	Vanilla	Flour	Salt	Eggs	Oil
1 batch	1 cup	$\frac{1}{2}$ cup	5 Tbs					
2 batches	2 cups	1 cup						
3 batches	3 cups	$1\frac{1}{2}$ cups						
4 batches	4 cups	2 cups	20 Tbs					
5 batches	5 cups							
6 batches	6 cups							
7 batches	7 cups							
8 batches	8 cups							

## Abuela's Churros

### Ingredients:

1 cup of water  
 $\frac{1}{2}$  cup of melted butter  
 5 tablespoons of sugar  
 1 teaspoon of vanilla  
 $1\frac{1}{2}$  cups of flour  
 1 teaspoon of salt  
 2 eggs  
 3 cups of vegetable oil for frying

### Churros Coating:

$\frac{3}{4}$  cup of cinnamon-sugar

## Kwanzaa


Kwanzaa is a celebration that honors African-American beliefs and traditions. It begins the day after Christmas and lasts until January 1<sup>st</sup>. After a week of celebrations, the holiday ends with a big feast and an exchange of gifts.



Dr. Karenga, a college professor of African studies, introduced the holiday in California around 1965. His idea was to create a celebration that unites the African-American community. The word Kwanzaa means "first fruits" or "harvest." People enjoy the holiday with singing, drumming, dancing, storytelling, crafting, and feasting. One common tradition of Kwanzaa is gift giving. Families focus less on spending money on gifts in order to avoid making the holiday mostly about gifts. Instead, people often make presents for loved ones.

There are seven principles that represent African values and are central to the celebration of Kwanzaa. Each day, the family focuses on a different value. A candle is lit on a holder called a kinara. It holds seven candles, one for each day, and is a lot like a Jewish menorah. On the first day, families enjoy a sense of unity that is discussed throughout the week. On the final day of Kwanzaa, people gather to share an African feast, called karamu.

Kenisha and Monique Williams live in Atlanta, Georgia, with their children, Arianna, age 8, and Cassie, age 9. They are proud to celebrate Kwanzaa with their friends and families. Your task is to help the family prepare for the holiday.



# Explores Multiple Math Skills



**Challenge 2 \* Parking Lot Measurement**

The Portland parking lot is in bad condition and needs repairs. The city plans to lay new asphalt. Use the sketch below to answer the questions and help the city with the repairs.

1. It is important to measure carefully when preparing for new asphalt. The first measurement needed is the area. Find the area of the entire parking lot (lot 1 & 2). Show your work.

2. The asphalt company will add a curb around the perimeter of the parking lot, except on the side with the X. This is where the entrance and exit are located. Kevin says he can find the perimeter of both lots by adding 56 three times. Mrs. Wei says he is not correct. Explain how you would find the perimeter of the parking lot. Solve.

3. The cost of asphalt is \$6250.60 per square foot. What is the total cost of the asphalt for the parking lot?

Lot 1: 56 feet long by 28 feet wide

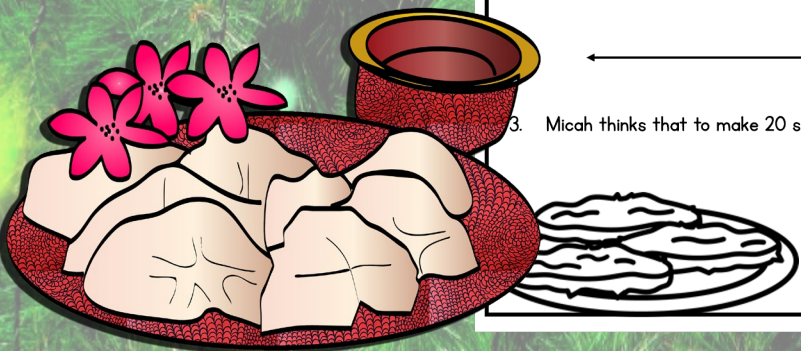
Lot 2: 28 feet by 28 feet

## Latkes - 1

The Abrams will make latkes each night of Hanukkah. The first six nights they will make 4 servings, but on the 7<sup>th</sup> and 8<sup>th</sup> nights they will celebrate with relatives, so they will make more. The Abrams will make 8 servings on the 7<sup>th</sup> night and 16 servings on the 8<sup>th</sup> night. Use the table to answer the questions below.

Ingredients	4 servings	8 servings	16 servings
potatoes	3	6	12
eggs	1	2	4
chopped onions	$\frac{1}{4}$ cup	$\frac{1}{2}$ cup	1 cup
flour	1 tablespoon	2 tablespoons	4 tablespoons
oil	1 $\frac{1}{2}$ cup	3 cups	6 cups

- How many latkes will the Abrams make during the eight nights of Hannukah? Show how you know.
- How many potatoes will the Abrams need to buy to make enough latkes for the 8 nights of Hanukkah? Show your thinking using the number line.
- Micah thinks that to make 20 servings they would need 6 eggs. Is he correct? Explain.



# Challenge Activities



## Challenge 3 \* Schools in Atlanta

Atlanta, Georgia is a large city with many popular suburbs. Monique is a 4<sup>th</sup> grade math teacher who asked her students to use the following data to answer the questions below. First, complete the table.

Elementary School Students in Atlanta Suburbs					
	Roswell	Milton	Peachtree	John's Creek	Woodstock
Number of Students	24,552	14,689	9,863	21,247	10,353
Rounded to the nearest 100					

## Challenge 1 \* Wrapping Gifts

Mr. Bradford loves to wrap gifts. He precisely measures the paper and ribbon and creates beautiful packages to put under the Christmas tree. Help Mr. Bradford wrap the gifts this year.

- Mr. Bradford bought a new roll of wrapping paper that is 25 feet long and 20 inches wide. He will wrap 5 clothing boxes that are 3.5 inches tall, 12 inches wide, and 24 inches long. He knows the paper can only fit completely around each box in one direction in order to cover all the sides. If he precuts the paper for the 5 boxes and adds one inch to each length to allow for overlap, how many inches long will each piece be? Draw a sketch to illustrate your thinking.
- Ana made her mother a bracelet for Christmas. She put it in a small jewelry box and wants to wrap it. How much leftover wrapping paper will there be on the roll for her to use? Write your answer in inches.
- Mr. Bradford adds fabric ribbon to his packages. He needs 108 inches of ribbon for each box. He buys ribbon by the inch at the fabric store. He wants to buy enough ribbon to decorate the 5 boxes he wrapped. Plus, he wants to buy one extra foot of ribbon just to be sure he has enough. How many feet of ribbon does he need to buy?



Mr. Bradford bought a new roll of wrapping paper that is 25 feet long and 20 inches wide. He will wrap 5 clothing boxes that are 3.5 inches tall, 12 inches wide, and 24 inches long. He knows the paper can only fit completely around each box in one direction in order to cover all the sides. If he precuts the paper for the 5 boxes and adds one inch to each length to allow for overlap, how many inches long will each piece be? Draw a sketch to illustrate your thinking.



# Student Self-Assessment



*Holiday Helping Hands*

Reflection Rubric: Drag the circle to one box per row on the rubric that expresses how you feel about yourself on this Project Based Learning Activity.

I felt very confident about the math in this project.	I felt good about my ability to complete most of the math in this project.	I felt a lot of the math in this project was too hard for me to do alone.
I understood all the math and did not need help to complete the problems.	I understand most of the math but needed a little help to solve some of the problems.	I understood some of the math but needed help to complete most of the problems.
I easily used many strategies to solve the math problems efficiently.	I needed some help to use the best strategies for solving the math problems.	I had trouble understanding the best way to solve many of the math problems.
I feel I am ready for a harder math project.	I feel I would like to spend more time practicing similar problems.	I feel I need assistance to work on similar math problems.

© Julie Becker

## Holiday Helping Hands

**Self-Reflection:** Write a reflection of your experience with this project. How did you feel about the math problems and activities? Explain what you found easy to do and any difficulties you had while working on this project. Did you enjoy this activity? Why or why not?

---

---

---

---

---

---

---

---

---

---

## Rate this project.

Drag the checkmark to the statement you most agree with.

I am ready for something harder

It was just right

I found this challenging

© Julie Becker



# Interactive Movable Pieces



**Churros - 4**

Use Abuela's recipe to answer the questions below.

8. Once the batter is ready, Abuela begins to fry the churros. She can fit 12 churros in the frying pan at a time. How many times will she need to fill the pan to fry all the churros? Show how you know.

9. It takes 7 minutes to fry one pan of churros. How many minutes will it take to fry all the churros? Next, calculate the time in hours/minutes.

10. If Abuela begins frying the churros at 2:27 pm, at what time will all the churros be finished? Use the number line to show your thinking.

**Abuela's Churros**

**Ingredients:**

- 1 cup of water
- $\frac{1}{2}$  cup of melted butter
- 5 tablespoons of sugar
- 1 teaspoon of vanilla
- $1\frac{1}{2}$  cups of flour
- 1 teaspoon of salt
- 2 eggs
- 3 cups of vegetable oil for frying

**Churros Coating:**

- $\frac{3}{4}$  cup of cinnamon-sugar
- $\frac{1}{2}$  bag of chocolate chips

**New Year's Day Parade - 1**

The Wei family loves to go to downtown Portland for their annual Chinese New Year Parade. This year's parade is on a Sunday and begins at 2:30 pm. Help them plan their trip to the city.

1. Mrs. Wei wants to arrive downtown with enough time to park at her office and find a good spot for viewing the parade. It usually takes her two thirds of an hour to drive downtown for work. She wants to arrive at the parking lot at 2:05 pm. What time should the family leave their house? Show all your steps for solving.

2. Mr. Wei thinks they should leave earlier because he knows there will be a lot of traffic. He wants to leave home at 12:55 pm. How much extra time will that give the family to get to the parking lot? Show how you know.

3. The walk from Mrs. Wei's office usually takes about 27 minutes to get to Main Street where the parade can be seen. If they arrive at the parking lot at 1:48 pm, what time will they arrive on Main Street? Use the number line to solve.



# VIRTUAL FIELD TRIP:

## Christmas Around the World



# Social Studies


## Cairo, Egypt

Click the picture to explore inside some buildings that are important to Egyptians that belong to the Coptic Church.



Use the arrows at the bottom of the Google Earth site to view: **The Hanging Church**, the **Coptic Museum**, **Ben Ezra Synagogue**, and **Saints Serguis and Bacchus Church**.

Which building did you enjoy?



# Integrates Reading


## Let's Explore!: Mexico

In Mexico, the Christmas season is celebrated from December 12<sup>th</sup> to January 6<sup>th</sup>. Nativity scenes are very popular in Mexico. They are often very large and sometimes a whole room in a house is used for the scene. A nativity usually has figurines for Mary, Joseph, Jesus, the Shepherds and Three Kings. They are displayed in a way that tells the story of Jesus' birth. The baby Jesus is normally added to the scene during the evening of Christmas Eve, since this is the date we was born. Other colorful decorations are used, such as lights, pinatas, and paper lanterns.



Children perform the "Posada", which is Spanish for lodging, on the days leading up to Christmas Day. They visit the houses of friends to ask for a room in the house. Each house tells them there is no room. Once they reach the final home, they are asked to come in for food and entertainment.

Create a caption for the image that describes Mexico's Christmas traditions. Be sure to use details from the image.



# Interactive

## Candy Canes

Watch the video to learn about the history of candy canes and how they are made. Sequence the steps in making the sweet treats.



ajah Behr

Cook corn  
syrup and  
sugar  
together.

2

3

4

5

6

# Engaging & Educational Media

## Let's Explore!: China

Watch a Chinese Lion Dance performed by two dancers. This dance is done in China during all major holidays. The lion brings hope, fortune, and happiness.

China is one country that does not go overboard on Christmas decorations. There are only about one percent of citizens that are Christians. Therefore, most Christmas traditions only take place in major cities. These large cities decorate like the majority of the world with Christmas trees and lights.

Santa Claus is known as 'Shen Dan Lao Ren'.

Inside their homes, only a few people have a real Christmas tree. If people do have a tree it is normally a plastic one and might be decorated with paper chains, paper flowers, and paper lanterns.



# Critical Thinking Skills

## The Legend of the Poinsettia

Who is the main character in The Legend of the Poinsettia?




What is the setting of The Legend of the Poinsettia?



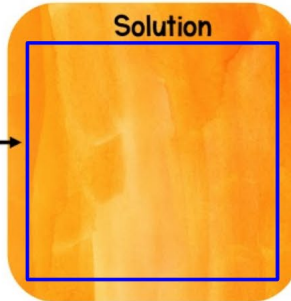
What problem does the main character face?

Problem




How does the main character solve their problem?

Solution



Directions:

Click the picture to learn how to draw a poinsettia. Then, take a picture of your drawing and upload it to place in the frame below.



My Poinsettia

