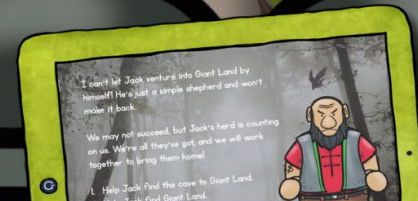




1st Grade

# Compare & Contrast

## Giant Land Escape Room



PRINTABLE • GOOGLE • WEBSCAPE™



# Print & Digital Options

## Printable Directions

### Materials:

- Printed challenges (passages & questions) & Puzzle piece set for each group
- Computer or tablet for videos (Optional)
- Printed QR codes for videos (Optional)
- Certificate of completion & "oops" cards (Optional)

**Durations:** Approximately 90 minutes. You can also split this up into four 20- to 30-minute activities over four days, having students complete one challenge per day.

### Prep:

Print challenge materials. Each team will need the passage and related questions for each of the four challenges.

### Directions:

1. Split your class into teams of 4-5 students. Ensure teams are multi-level.
2. (Optional) Show the introduction video to the whole class.
3. Give each team their envelope for challenge #1.
4. Allow time for each team to work through the challenge. As they are working, they should circle their answers. Then, teams must turn in their answers to the teacher to check before the teacher will give them their puzzle piece, which grants them access to the consecutive challenge.
5. Teacher may show completion videos after each challenge is solved, or students can scan the provided QR codes to watch the video on their own device. These codes can be hung around the classroom. (Optional)
6. Add some friendly competition by awarding the first team to complete all four challenges and assemble their puzzle the provided certificate. Assign "oops" cards to help create equity. Give an "oops" card to students who are taking the lead, to encourage them to step back and give other students a turn. (Optional)

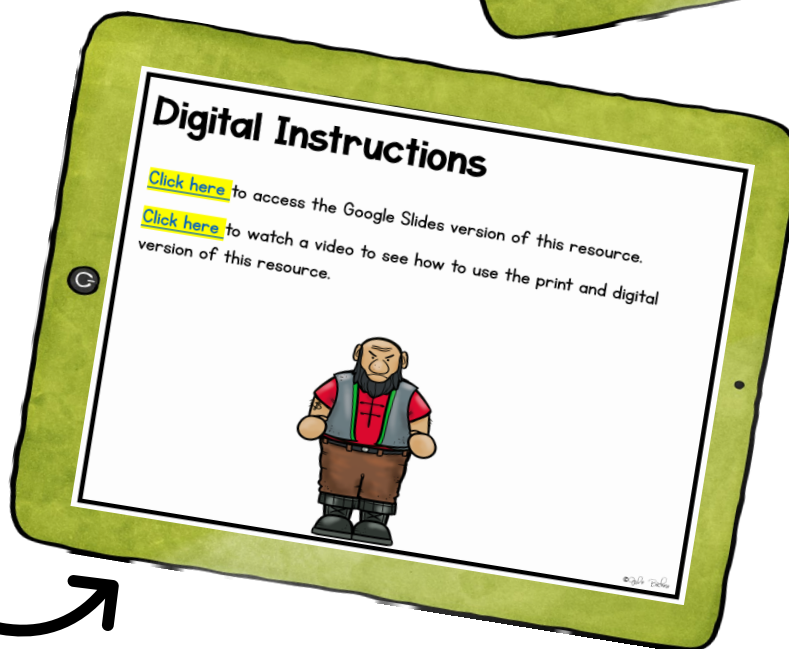


## Print

- Low prep
- Student collaboration
- Can eliminate technology

## Google Slides

- Decoder included for self correcting
- Videos



## Webscape

- Self correcting
- Easy to follow
- Animation
- Videos
- Audio

# Video Tell the Story



# Four Comprehension Reading Challenges

## Challenge #3

1. Read the stories.
2. Answer the questions.
3. Collect your puzzle piece.





# Interactive



You found one of Jack's sheep! Now place the puzzle piece in the correct spot to keep going!



Great Job! Keep Going!



© 2016 Dabba

# Aligned Passages

1.

## Fetch, Rocky!

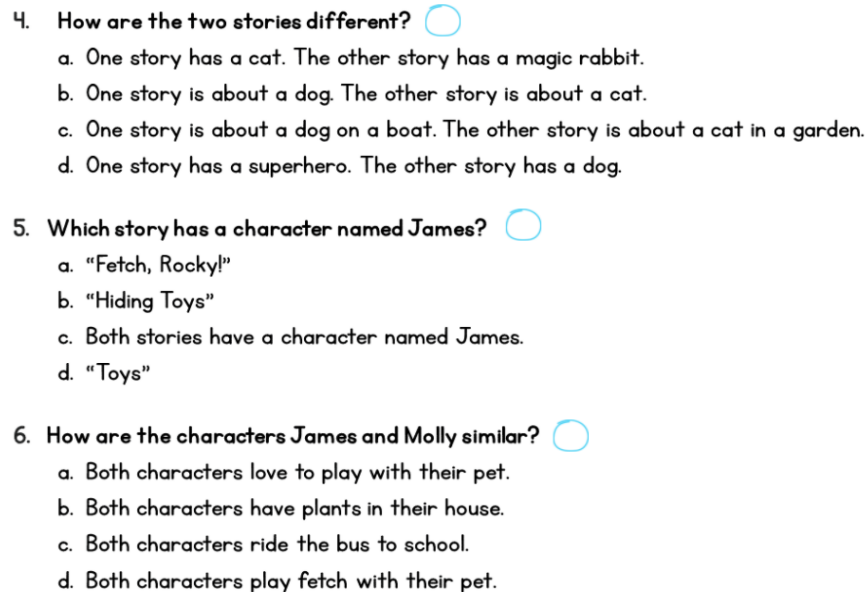
Rocky liked to play fetch. His favorite ball was red. His boy, James, threw the ball far. The backyard was large. Rocky had room to run fast. He trapped the ball in his jaws. He brought it back to James. The ball was thrown again. Rocky ran after it again. They played until James had to go to school.

Rocky waited for James to come home. He chewed on the ball. He rolled it with his nose. He batted it with his paws. He even buried it in the garden. Then he got bored. Rocky took a nap. He woke up. James came home. They played fetch again. Rocky brought his ball inside. He slept with it. He wanted to be ready for tomorrow.



© Julie Becker

# Comprehensions Question Sets

- 
4. How are the two stories different? ☐
- a. One story has a cat. The other story has a magic rabbit.
  - b. One story is about a dog. The other story is about a cat.
  - c. One story is about a dog on a boat. The other story is about a cat in a garden.
  - d. One story has a superhero. The other story has a dog.
5. Which story has a character named James? ☐
- a. "Fetch, Rocky!"
  - b. "Hiding Toys"
  - c. Both stories have a character named James.
  - d. "Toys"
6. How are the characters James and Molly similar? ☐
- a. Both characters love to play with their pet.
  - b. Both characters have plants in their house.
  - c. Both characters ride the bus to school.
  - d. Both characters play fetch with their pet.

# Printable Version

2.

## Hiding Toys

Bubbles liked hiding her toy. Her toy was a stuffed mouse. Molly, her owner, liked to play, too. She always found the mouse. Bubbles hid the mouse in many places. She slid it under the couch. She dropped it in a flowerpot. She put it behind the television. Bubbles found good hiding spots at night. Molly was asleep then.

Bubbles followed Molly when she looked. She tried to trick Molly. Molly was too smart. She found the mouse. Molly gave the mouse back to Bubbles. Bubbles picked up the mouse in her mouth. She ran off. Molly laughed. Bubbles planned to hide the mouse again. Maybe one day Molly wouldn't find it.



©Julie Becker

1. Who is the main character in the story

- a. a cat named Alice
- b. a dog named Rocky
- c. a cat named Zoë
- d. a dog named Bubbles

2. What kind of animal is the main character in the story "Hiding Toys?"

- a. a fish
- b. a dog
- c. a hamster
- d. a cat

3. What do the pets in both stories like to do with their toys?

- a. eat the toys
- b. hide the toys in the couch
- c. play with the toys with their owner
- d. take the toys to school

©Julie Becker



# Webscape™



Most immersive and easy-to-follow experience.  
Students follow directions with the click of a button.

# Webscape™



## Best on the Beach

Diana went to the beach. She wanted to build a sandcastle. She dug a hole. Diana filled her pail with water. She poured it on the sand. She shaped the sand into a tower. She decorated it with shells. Diana liked her castle.


A seagull flew over.

"Don't ruin my castle," Diana said.

The seagull picked up seaweed. It placed the seaweed near the castle.

"You want to decorate too." Diana laughed. She put more seaweed around the castle. "That does look better."

She found rocks and sticks. She added to the design. Her castle was the best on the beach.



© 2010 Bobo

Includes option for audio on directions and questions.

# Webscape™



Self-correcting but maintains rigor by ensuring students are not guessing.



# Webscape™



## Story Comparison



Click  
to view  
the  
stories.



How are the stories similar?

Both stories take  
place at the river.

Both stories take  
place at the beach.

Both stories take  
place on a boat.

Both stories take  
place on the moon.

©2010 PBS

Questions review key 1<sup>st</sup> grade  
reading comprehension skills.