

2nd & 3rd Grade

Vocabulary Review



Spot the Groundhog Escape Room



PRINTABLE • GOOGLE • WEBSCAPE™



The world needs to know how soon winter is going to end! Only one animal can make that prediction, but no one can find him! Only when this special groundhog checks for his shadow can the world rest easy until spring.

1. Assemble the world's greatest animal trackers to help you spot the groundhog!
2. Assemble the world's greatest detective agency to help you spot the groundhog!
3. Assemble the world's greatest wildlife photographers to help you spot the groundhog!
4. Assemble the world's greatest spies to help you spot the groundhog!

After each challenge, record a new clue in your journal. These clues will lead you straight to the groundhog!

Get Started!

Spot the Groundhog!

Students won't realize they are Vocabulary Review! They will be immersed in the storytelling and our original videos as they complete reading comprehension challenges.

Learn more!



4 Reading Challenges

Challenge #1

1. Read the passage and answer the vocabulary questions.
2. Use your answers to the world's greatest challenge to help you spot the groundhog.
3. After the challenge is over, you will receive a special gift.

Groundhogs

A groundhog is a large ground squirrel. It is also called a woodchuck. Groundhogs are rodents. They are about 17 to 24 inches long and weigh about 13 pounds. Groundhogs have tails that are 7 to 10 inches long. Thick fur keeps groundhogs warm. Their fur can be brown or black. Long whiskers assist groundhogs in finding food. They also help spot predators. Sharp claws are used to dig burrows in the ground. Groundhogs also have four incisors. They use these teeth to bite through roots when digging. When the weather is warm, the incisors grow each week to keep up with their eating habits. Groundhogs must chew on leaves, trees, and roots to make sure their incisors don't get too long. Groundhogs live in North America. They prefer woodland areas. The burrows they make in the ground can be 6 feet wide and 20 feet deep. These burrows can have 2 to 12 entrances. They keep these burrows clear by changing the



1. How do groundhogs usually live?
 - a. alone
 - b. in groups
 - c. in colonies
 - d. near water

2. Read the sentence from the passage.

When the weather is warm, the incisors grow each week to keep up with their eating habits.

- What is the meaning of incisors at it is used in the sentence?
- a. hairs
 - b. claws
 - c. teeth
 - d. eyes

- Read the sentence from the passage.

It is also called a woodchuck.

- What is another word for the underlined word in the sentence?
- a. hibernate
 - b. incisor
 - c. burrow
 - d. groundhog

WELCOME SPRING!

6 MORE WEEKS OF WINTER

Learn more!



Challenge #3

1. Read the passage and answer the vocabulary questions.

Groundhog Day

Groundhog Day is celebrated on February 2nd. On this day, a groundhog becomes a meteorologist. People think the famous groundhog can accurately predict how many more weeks of winter there will be. If the groundhog sees its shadow when it comes out of its burrow, it gets frightened. The fear comes from the fact that groundhogs are winter hibernators. Sunshine causing a shadow means the groundhog should still be hibernating. The groundhog, therefore, pops back into its burrow. This means six more weeks of winter weather. If the groundhog does not see its shadow, an early spring is on the way.



The Christian tradition of Candlemas may have started Groundhog Day. Candlemas was a time when a church would hand out candles. These candles would illuminate the darkness of a long and cold winter. It was said that if clear skies were seen on Candlemas, more cold weather was ahead. Germans added to the tradition by choosing a hedgehog as a weather predictor. If the hedgehog cast its shadow, they believed it would snow all the way to May. When Germans came to America and settled in Pennsylvania, they brought this tradition with them. They chose groundhogs because they were more abundant in America.



The first Groundhog Day occurred in 1887 in Pennsylvania. A newspaper declared that a groundhog named Phil was America's only true weather-groundhog. Other groundhogs have been called upon since then on Groundhog Day to do their predictions. Towns across North America have named their own groundhog meteorologists over the years as well. People still gather each year to hear Punxsutawney Phil's prediction. They also enjoy a three-day celebration.



Scan the QR code or click [here](#) to view the video.



4 Reading Challenges

- Themed videos integrated throughout the Escape Room to keep kids engaged.
- Students work in groups, partners, or independently.

Learn more!



3 Versions

- Print
- Google Slides
- Webscape™ (Our most popular experience)

Learn more!



Groundhog Day

Groundhog Day is celebrated on February 2nd. On this day, a groundhog becomes a meteorologist. People think the famous groundhog can accurately predict how many more weeks of winter there will be. If the groundhog sees its shadow when it comes out of its burrow, it gets frightened. The fear comes from the fact that groundhogs are winter hibernators. Sunshine causing a shadow means the groundhog should still be hibernating. The groundhog, therefore, pops back into its burrow. This means six more weeks of winter weather. If the groundhog does not see its shadow, an early spring is on the way.

The Christian tradition of Candlemas may have started Groundhog Day. Candlemas was a time when the church would hand out candles. These candles would illuminate the darkness of a long and cold winter. It was said that if clear skies were seen on Candlemas, more cold weather was ahead. Germans added to this custom by choosing a hedgehog as a weather predictor. If the hedgehog cast its shadow, they believed it would snow all the way to May. When Germans came to America and settled in Pennsylvania, they brought this tradition with them. They switched to groundhogs because they were more abundant in America.

The first Groundhog Day occurred in 1887 in Pennsylvania. A newspaper editor declared that a groundhog named Phil was America's only true weather-predicting animal. The tradition has since become a three-day celebration.



Groundhogs

A groundhog is a large ground squirrel. It is also called a woodchuck. Groundhogs are rodents. They are about 17 to 24 inches long and weigh about 13 pounds. Groundhogs have tails that are 7 to 10 inches long. Thick fur keeps groundhogs warm. Their fur can be brown or black. Long whiskers assist groundhogs in finding food. They also help spot predators. Sharp claws are used






1. How do groundhogs usually live?

Alone

In groups

In colonies

Near water

	PDF 	Google Slides 	Webscape™ 
Format Type	Printable	Digital	Digital
Device	N/A	Any Device	Any Device
Required Prep	Print & Go	Copy & Share	Zero Prep
Student Answers	Printable Answer Pamphlet	Google Sheets Decoder Tool	Integrated Challenge Hub
Self Correcting	Includes Answer Key	Self Correcting	Self Correcting
Custom Videos	QR Codes	Embedded You Tube	Embedded
Audio Readings	N/A	No Audio Readings	Contains Audio Readings
Navigation	N/A	Student Directed	Automatically Advancing
Extras	Early Finish Challenges	Movable Pieces	Interactive Animation

3 Versions

- Print
- Google Slides
- Webscape™ (Our most popular experience)

Learn more! 

6 MORE WEEKS OF WINTER

WELCOME SPRING!



Print

The Diligent Detective's Decoder

Use the following codes for each challenge to collect your clue and move to the next challenge.

Challenge 1	Question 1	Question 2	Question 3	Question 4	Question 5	Question 6
	a = The b = Just c = Where d = In	a = people b = the c = bound d = where	a = the b = helped c = around d = dog	a = over b = deep c = was d = near	a = the b = so c = their d = where	a = groundhog b = helpful c = close d = amazing
Challenge 2	Question 1	Question 2	Question 3	Question 4	Question 5	Question 6
	a = By b = Well, c = I d = They	a = noticed b = all c = the d = we	a = over b = of c = rose d = detectives	a = to b = tricks c = clear d = were	a = the b = interesting c = really d = well	a = compass b = obtuse
Challenge 3	Question 1	Question 2	Question 3	Question 4	Question 5	Question 6



SPOT THE GROUNDHOG RECORDING BROCHURE



Record your challenge answers during your mission.



	Answer	Code
1.	C	They
2.	B	knew
3.		
4.		
5.		
6.		

What did the photographers contribute to the search?

After each challenge, cut out a new clue and paste it in this journal. These clues will lead you straight to the groundhog!

clues

CLUE #1:
Groundhog footprints located at coordinates 40.9437° N, 78.9709° W at 10:43 A.M.

CLUE #2:
Witness noticed a large groundhog burrow while hiking on Ferryview Trail at 6:47 A.M. this morning.

CLUE #3:
Wildlife photographer's map and granola bar went missing while she was peering through her lens, searching for the groundhog. Map was found 20 feet away, ripped and bitten by groundhog teeth. Wrapper found 1 yard away, completely empty. No crumbs in sight.

CLUE #4:
Movement detected by satellite via infrared sensors. Confirmed groundhog sighting! Finally!



Learn more!



- Cut and paste stamps for each challenge
- Easy to follow
- Optimal for group or partner work
- Recording brochure for answers
- Self-checking decoder

You Spotted The Groundhog!

Jessica J.

(Name)

has successfully completed the c
and found the groundhog



~Punxsu



Oops!

You dropped your glasses in the groundhog's burrow!



NO USING YOUR EYES FOR 5
MINUTES!

Print

- Certificate of completion
- OOPS! Cards for differentiation

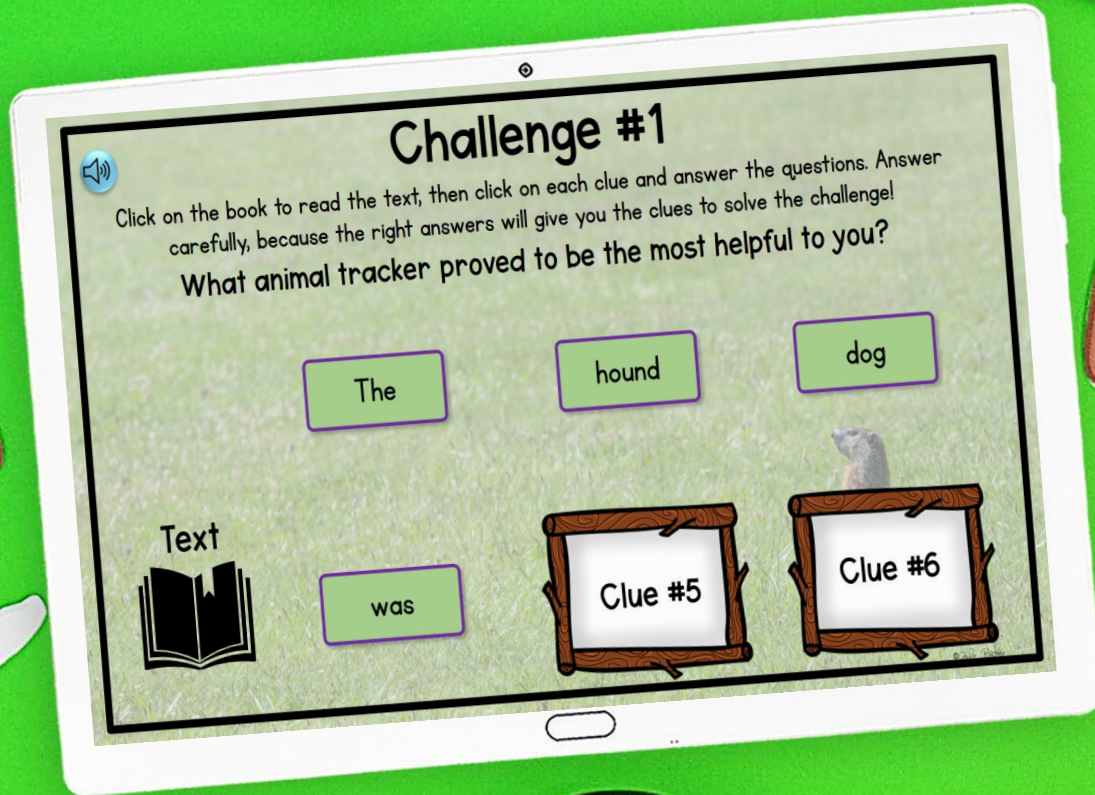
Learn more!



WELCOME
SPRING!



Webscape™

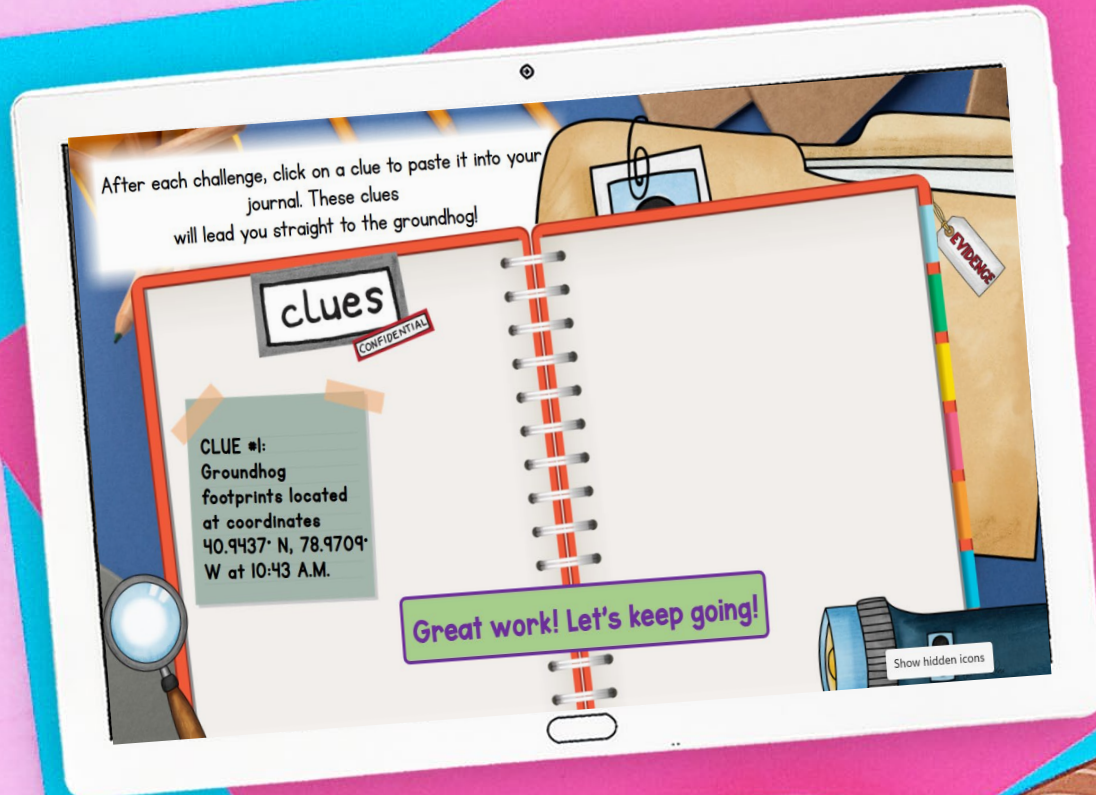


- Most interactive experience
- Self correcting
- Embedded videos
- Embedded audio
- Animation
- Simple navigation

Learn more!



Webscape™



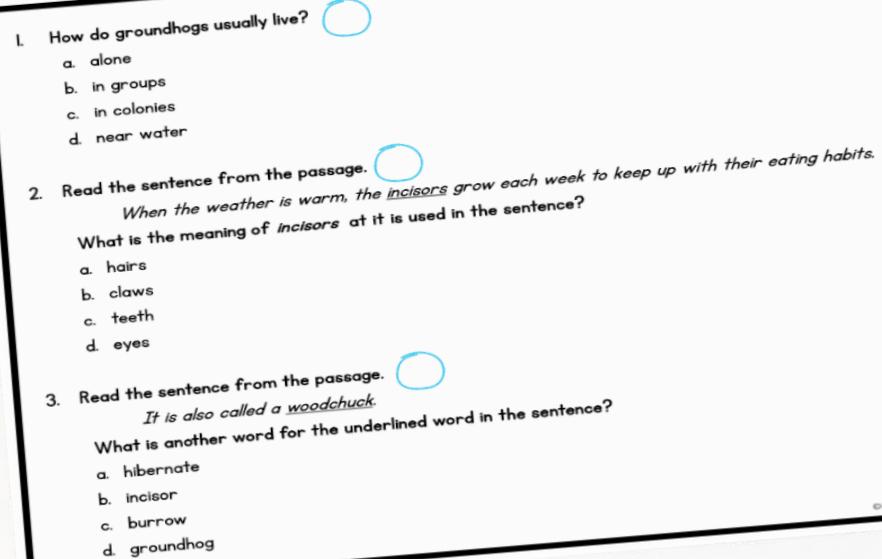
- No log ins or sign ups
- Works with any device that has an internet connection and web browser
- Zero prep! Just share the link with your students.

Learn more!



Google Slides

- Three problems per slide
- Students drag to circle their answers

- 
1. How do groundhogs usually live?
- alone
 - in groups
 - in colonies
 - near water
2. Read the sentence from the passage.
When the weather is warm, the incisors grow each week to keep up with their eating habits.
What is the meaning of incisors as it is used in the sentence?
- hairs
 - claws
 - teeth
 - eyes
3. Read the sentence from the passage.
It is also called a woodchuck.
What is another word for the underlined word in the sentence?
- hibernate
 - incisor
 - burrow
 - groundhog
- ©2016 Edmentum

Learn more!



Google Slides

- Toggle to self-checking decoder
- Decoder will prompt at the end of each challenge whether students are correct or need to check their work.

Learn more!



The screenshot shows a Google Slides presentation with a word puzzle. The puzzle is a 6x6 grid with the following letters:

Question #	1	2	3	4	5	6
Your Answers	a	c	d	c	b	b
What animal tracker proved to be the most helpful to you?	The	hound	dog	was	so	helpful

A green banner at the bottom of the slide reads: "GREAT WORK!! GATHER YOUR FIRST CLUE!! MOVE ON TO THE NEXT SLIDE."

A clue card is shown with the text: "CLUE #1: Groundhog footprints located at coordinates 40.9437° N, 78.9709° W at 10:43 A.M."

The bottom of the slide shows a navigation bar with four challenges: "Challenge 1 - Gather your first clue!", "Challenge 2 - Gather your second clue!", "Challenge 3 - Gather your third clue!", and "Challenge 4 - Gat".



Looking for More?



2nd & 3rd Grade

Reading Review

Escape Room Bundle

PRINTABLE • GOOGLE • WEBSCAPE™

Magi CORE

This cover features a collage of educational materials. At the top, it says 'Fiction Review' with a castle illustration. Below that, 'Greek Myths' is written next to a girl with wings. 'ELA Review' is written next to a girl with a magnifying glass. The central text 'Reading Review' is in large pink letters, and 'Escape Room Bundle' is in white on a blue background. The 'Magi CORE' logo is in the bottom right corner.



2nd & 3rd Grade

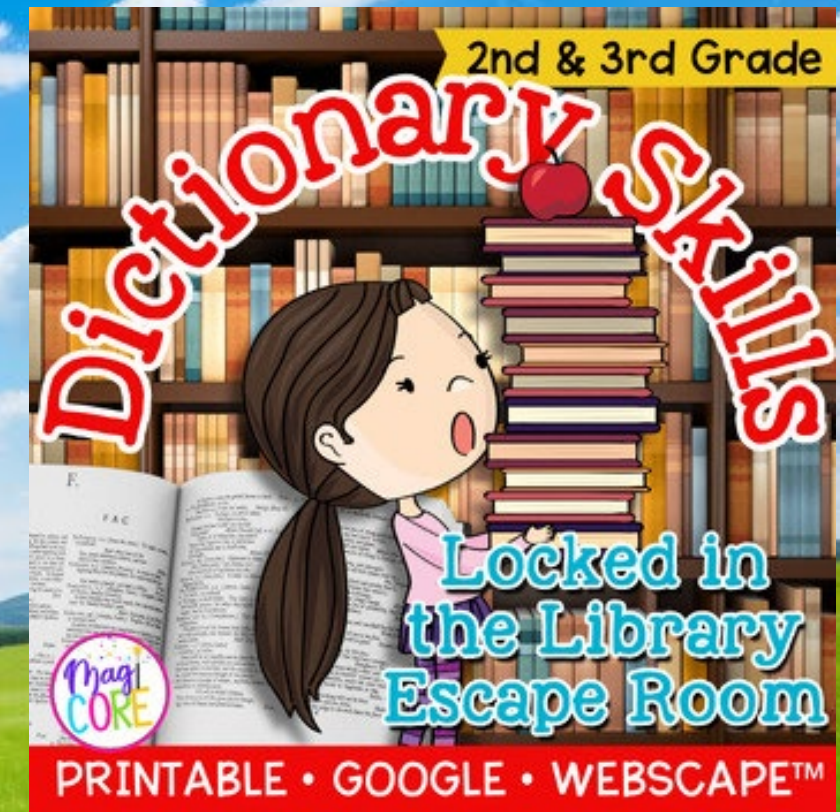
Reading Comprehension

ESCAPE ROOM BUNDLE

PRINTABLE • GOOGLE • WEBSCAPE™

Magi CORE

This cover displays several reading comprehension worksheets. One titled 'Context Clues' features a girl with a parrot. Another titled 'Main Idea Magic' shows a girl with glasses. A third titled 'Text Features' shows an astronaut in space. The central text 'Reading Comprehension' is in large blue letters, and 'ESCAPE ROOM BUNDLE' is in white on a blue background. The 'Magi CORE' logo is in the bottom right corner.



2nd & 3rd Grade

Dictionary Skills

Locked in the Library Escape Room

PRINTABLE • GOOGLE • WEBSCAPE™

Magi CORE

This cover features a cartoon girl with a ponytail looking at a stack of books in a library. The text 'Dictionary Skills' is written in large, red, bubbly letters across the top. Below it, 'Locked in the Library Escape Room' is written in blue. The 'Magi CORE' logo is in the bottom left corner.