

Poetry


2nd & 3rd Grade

Help Cupid Spread Love & Kindness Escape Room



PRINTABLE • GOOGLE • WEBSCAPE™





THE STORY

Immerse your students in story-based learning.

By doing good deeds on Valentine's day, you'll help Cupid keep his wings! Give this cherub a hand, because he's not the only one who needs help this holiday. Plenty of people need cards, flowers, sweets, or dance moves. So put the heart shaped arrows away and make yourself useful this Valentine's Day!

By doing good deeds on Valentine's Day, you'll help Cupid keep his wings! Give this cherub a hand because he's not the only one who needs help this holiday. Plenty of people need cards, flowers, sweets, or dance moves. So put the heart-shaped arrows away and make yourself useful this Valentine's Day!



1. Make some cute cards!
2. Show off your magnificent moves!
3. Bake some tasty treats.
4. Hand-deliver a beautiful bouquet.





After each challenge, collect a valentine from your secret admirer and store it in your valentine mailbox!



Mag
CORE

Challenges

1. Read the poem and answer the questions to make some cute cards.
2. Read the poems and answer the questions to show off your magnificent moves.
3. Read the poems and answer the questions to bake some tasty treats.
4. Read the poem and answer the questions to hand-deliver a beautiful bouquet.



©Julie Barnes

4 POETRY CHALLENGES

- Poetry comprehension
- Poetry Structure
- Poetic Elements (rhyme, mood)



CHALLENGE 1

1 Poem
6 Questions

1. Who is the speaker?
- a. a cat
 - b. Hampton
 - c. Hannah
 - d. the speaker

2. How many stanzas are there?
- a. two
 - b. eight
 - c. seven
 - d. sixteen

3. Which of the following is NOT a line from the poem?
- a. "She seems to have no limit."
 - b. "She folds herself around every willing friend."
 - c. "Happy Hannah Hampton has a hankering to hug."

Hannah Hampton

Happy Hannah Hampton
has a hankering to hug.

She stretches out her arms
and finds someone to bug.

She folds herself around
every willing friend

and squeezes them so tightly,
they beg for it to end.

But that doesn't stop Hannah
from hugging left and right,

She seems to have no limit.
The hugs are all for free.

I wonder if Hannah Hampton
will finally... hug me.



Hannah Hampton

Happy Hannah Hampton
has a hankering to hug.

She stretches out her arms
and finds someone to bug.

She folds herself around
every willing friend

4. Read the stanza from the poem.
- Happy Hannah Hampton has a hankering to hug.

What is the meaning of the underlined word in the stanza?

to be scared
of something

to worry about
something

to repeat
something

CHALLENGE 2

2 Poems
6 Questions

1. Who does the speaker of the poem make a valentine for?
- a. his sister
 - b. his mom
 - c. his friend
 - d. his dad

1. Sending Valentines

My mom said I could send
a valentine to my friend.

I grabbed paper to make a heart.
It really was a work of art.

ed with glitter and some lace,
pink ribbons tied in place.

And in the center, I wrote one line,
"Will you be my valentine?"



I Found

I found a locket in my pocket.
I didn't put it there.

I found a handy box of candy.
It looks delicious, I swear.

5. Which two words best describe how the speaker of the poem feels about receiving so many valentines?

confused &
pleased

upset & angry

confused &
nervous

excited & shy

CHALLENGE 3

2 Poems
6 Questions

1.

What Is A Friend?



A friend is
a comfy sweater,
fitting you just right.

A friend is
a warm hug
when you've had a fright.

A friend is
a happy cheer,
boosting you up when
you're down.

4. How many stanzas are in the poem?

- a. ten
- b. eight
- c. two
- d. eleven

5. Read the stanza from the poem.

A small box reveals a gift.

Which of the following words is

- a. uncovers
- b. hides
- c. confuses
- d. wraps

6. How is love released in this poem?

- a. by gifting a Valentine's Day present
- b. by reading who the sender of the
- c. by opening the small box
- d. by admiring the present

A Small Box

A small box
sits on the table.

Pink paper
covers its sides.

White ribbon

6. How is love released in this poem?

by gifting a
Valentine's Day
present

by reading who the
sender of the
small box is

by opening the
small box

by admiring the
present

CHALLENGE 4

1 Poem
6 Questions

1. How does the main character feel at the beginning of the poem when he sees the pile of valentines on his desk?
- excited
 - eager
 - sad
 - irritated

2. What does the poem use?
- alliteration
 - rhyming
 - personification
 - a beat

3. The main character thinks the valentines are:
- "I'll just have a quick peek at the one that I seek."
 - "All this Be Mine stuff has gone far enough!"
 - "Too many valentines and poem lines."
 - "You're cool and smart and really good at art."

Too Many Valentines

So many red cards,
more than his fill.

They look like a big
messy paint spill.

"All this *Be Mine* stuff
has gone far enough!"

He collects all the love
into a large pile,

not wanting to think
about it all for a while.

"Too many valentines
and poem lines."

But there is one,
sitting in the stack

that he can't forget
among the pack.

"I'll just have a quick peek
at the one that I seek."

It's only a few words,
scribbled in pink,

but reading them again
doesn't quite stink.

"You're cool and smart
and really good at art."



Too Many Valentines

So many red cards,
more than his fill.

They look like a big
messy paint spill.

3. The main character read one valentine. What did it say?

I'll just have a quick
peek at the one
that I seek."

"All this Be Mine
stuff has gone
far enough!"

"Too many valentines
and poem lines."

"You're cool and
smart and really
good at art."

PRINT & DIGITAL OPTIONS

Printable Directions

Materials:

- Printed cards for each team
- Computer or Tablet for Videos (optional)

Duration: Approximately 90 minutes. You can also split this up into four 20- to 30-minute activities over four days, having students complete one challenge per day.

Prep

Print challenge cards

Directions

1. Split
2. (Optional)
3. Give
4. Allow recording
5. Assign challenge
6. Assist as needed

Google Directions

Materials:

- Google Slides link for each student
- Google Sheets link for each student

Duration: Approximately 90 minutes. You can also split this up into four 20- to 30-minute activities over four days, having students complete one challenge per day.

Directions

Assign your challenge cards to students. Students will move forward as they complete challenges.

Webscape Instructions


What is a Webscape?

- The Webscape format provides the most interactive and immersive experience.
- It is completely self-directed, self-correcting, and includes audio.

[Click here](#) to access the Webscape.

- Share this link with your students so they can access the resource.

- The Webscape will open in their browser.





Print	Google Slides	Webscape™
<ul style="list-style-type: none"> • Paper saving (2 pages per challenge) • Recording Brochure • QR Codes for video stories are optional • Easy for students to collaborate and work in teams 	<ul style="list-style-type: none"> • No Printing Needed • Google Sheets Decoder is separate from Escape Room • Decoder automatically corrects student responses • Assign through Google Classroom and see student responses • Can be done independently or in groups 	<ul style="list-style-type: none"> • Most immersive experience • Web link • Audio included • Animated • Automatically corrects. Does not let students advance with incorrect responses • Easy for students to follow. • Can be done independently or in groups

PRINTABLE FEATURES


Cut and
Paste Clues
for each
challenge.

After each challenge, collect a valentine from your secret admirer!
Store it in your valentine mailbox until you're ready to open them all!
Cut out and paste the cards here after each challenge.




PRINTABLE FEATURES

Printable
decoder
and answer
brochure.

Cupid's Dandy Decoder 

Use the following codes for each challenge to collect your valentine and move to the next challenge.

Question 1	Question 2	Question 3	Question 4	Question 5	Question 6
a = We b = Just	a = over b = all c = best	a = the b = really c = the	a = sparkles b = glue c = red d = ribbon	a = the b = and c = dark d = markers	a = glitter b = glue c = colors d = paper

CHALLENGE 1 


	Answer	Code
1.		
2.		
3.		
4.		
5.		
6.		

How would you rate your valentine moves, on a scale of one to ten?

What do you love about making valentines?

CHALLENGE 2

	Answer	Code
1.		
2.		
3.		
4.		
5.		
6.		

CHALLENGE 3 

	Answer	Code
1.		
2.		
3.		
4.		
5.		

What's your favorite treat to bake?

Question 6

a = ten.
b = eleven.
c = seven.
d = four.

Question 6

a = cupcakes.
b = donuts.
c = cookies.
d = cakes.

Question 6

a = beautiful.
b = bloom.
c = amazing.
d = course.


© 2015 Betsy

PRINTABLE FEATURES



Oops!
Cards for
a challenge.

Certificate
of
completion.



Oops!

You forgot to address:



love



YOU MUST STAY QUIET FOR
MINUTES. NO SPEAKING!

Help Cupid Spread Love and Kindness
Challenge Complete



(Name)
has successfully completed the challenges and helped
Cupid spread love and kindness!

(Date)

-CUPID



©2016 Betsy

WEBSCAPE



Embedded videos
tell the story
throughout the
Escape Room.

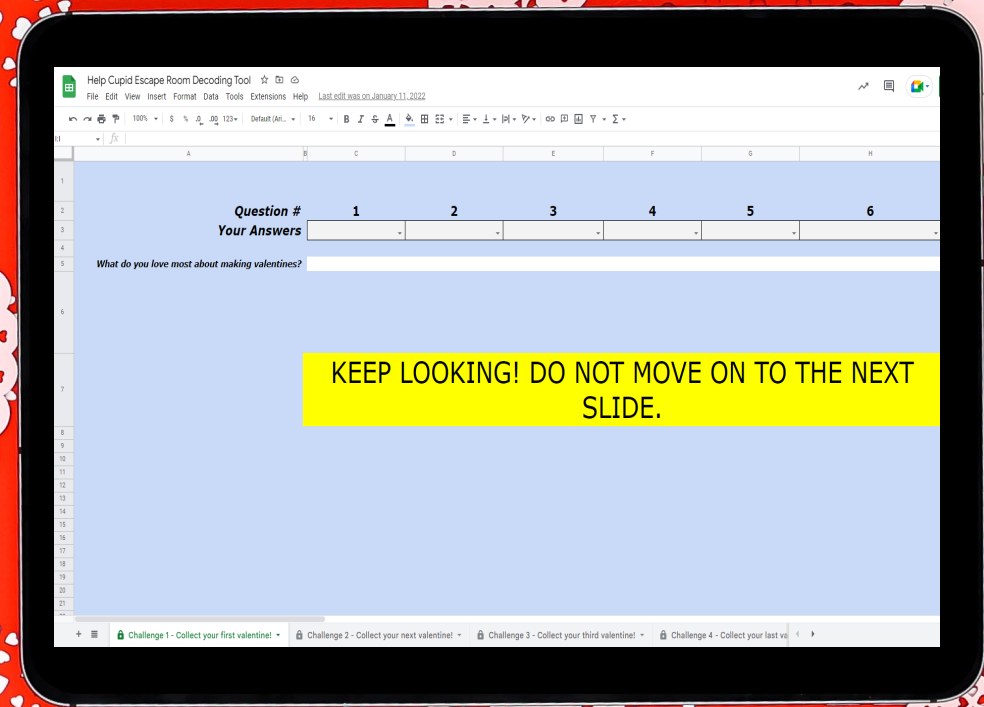
WEBSCAPE



- Autocorrects
- Includes audio
- Animation
- Easy to Navigate

GOOGLE SLIDES

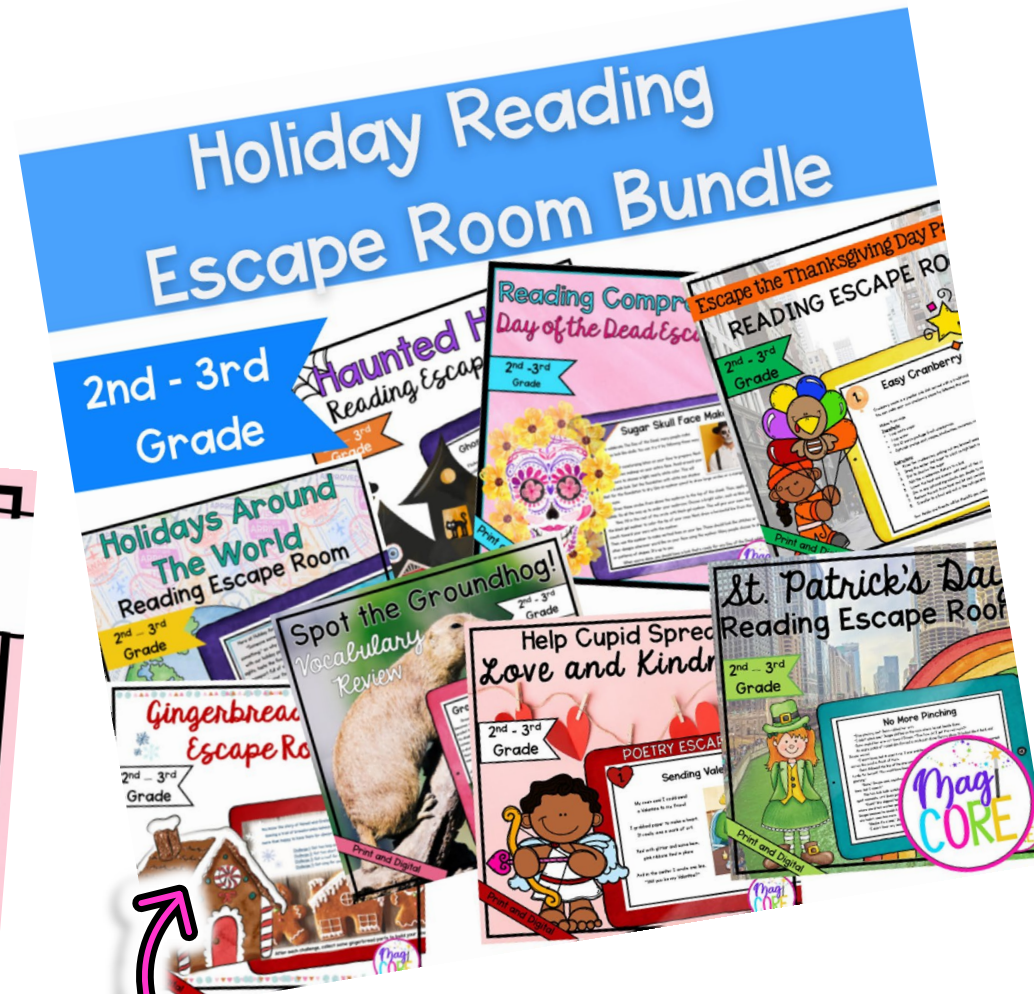
- Autocorrects
- Students toggle between Slides and Decoder
- Check student answers



SAVE & BUNDLE

2nd Grade Valentine's Bundle

- ★ Math Escape
- ★ Reading Escape
- ★ Virtual Field Trip
- ★ Valentine PBL



Holiday Reading Escape Room Bundle: Fun for all year!