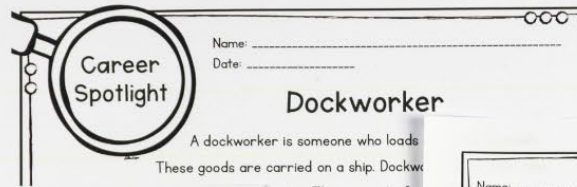


# ECONOMICS



Export

Career  
Spotlight

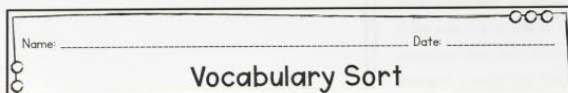
Dockworker

A dockworker is someone who loads and unloads goods from ships. These goods are carried on a ship. Dockworkers must check to inspect containers for materials on trucks. Keeping materials work in teams. They use physical strength to


relate to shipping work week. International dockworkers work is risky. Many large hazardous chemicals and illness are



Exchange



Vocabulary Sort




Quiz

Fill in the blanks with the words from the word bank.

imports exchange trade exports trading

To trade means to give something else in return. Trade, exchange, and barter are usually traded for money, but it used to be other goods. People can trade, and so can entire countries. For example, the United States is constantly trading with countries. Imports goods from other parts of the world that are transported to other parts of the world. Goods are transported, such as by plane, train



Trading With Money

Today, the United States usually trades money for goods and services from other countries. This is called trading.




Importing

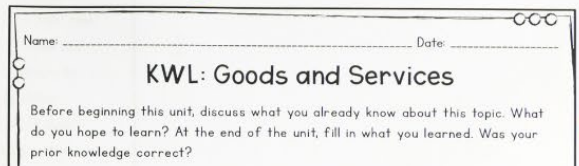
Import: what is brought into the United States from other places

Exporting

Export: what is sold out of the United States to other places



Import



KWL: Goods and Services

Before beginning this unit, discuss what you already know about this topic. What do you hope to learn? At the end of the unit, fill in what you learned. Was your prior knowledge correct?

K.	W.	L.
What do you know about goods and services?	What do you want to learn about goods and services?	What did you learn about goods and services?
We make goods so we can use them and sell them.	How many goods and services do we need.	What is import and export.
	How do we exchange goods with other countries.	What does trading mean.
		What does trading mean.
		What is trading.

# TRADING-GOODS & SERVICES

Videos, Lessons & Worksheets





Original Videos to introduce and reinforce topics.



## Trade



## Trading With Money



Today, the United States usually trades money for goods and services from other countries. This is also called "buying" or " purchasing".

## Importing

Import: what is bought in the United States from other p



## Exporting

Export: what is sent out the United States to other plo





# Presentation

## Importing & Exporting



The United States

**Export:** what is sent out of the United States to other places

**Import:** what is brought into the United States from other places

The United States



© 2014 Bobo

## Import



## Export



## Trade



## Trading With Money



Today, the United States usually trades money for goods and services from other countries. This is also called "buying" or "pushing"

## Importing

**Import:** what is brought into the United States from other places




## Exporting

**Export:** what is sent out of the United States to other places







Name: \_\_\_\_\_ Date: \_\_\_\_\_

### KWL: Goods and Services

Before beginning this unit, discuss what you already know about this topic. What do you hope to learn? At the end of the unit, fill in what you learned. Was your prior knowledge correct?

K. What do you know about goods and services?	W. What do you want to learn about goods and services?	L. What did you learn about goods and services?
We make goods so we can use them and sell them.	How many goods and services do we need.  How do we exchange goods with other countries.	What is import and export What does trading means What does exchange means What is purchasing

By: \_\_\_\_\_

©2010 Betsy





Name: \_\_\_\_\_

Date: \_\_\_\_\_

## Vocabulary Sort

Match the vocabulary words to the definitions.

Trade



to give something  
and get something  
in return

Export



Exchange



Import



Write a paragraph summarizing...

Name: \_\_\_\_\_

Date: \_\_\_\_\_

## Quiz

Fill in the blanks with the words from the word bank.

imports


exchange

trade

exports

trading

To trade means to give something to someone and get something else in return. Trade, exchange, and barter are all synonyms. Today, goods are usually traded for money, but it used to be common to trade goods for other goods. People can trade, and so can entire nations! The United States, for example, is constantly trading with countries all over the world. The U.S. imports goods from other parts of the world. The U.S. also exports goods that are transported to other parts of the world. There are several ways that goods are transported, such as by plane, train, truck, or cargo ship.



©2010 Bobbie



## Career Spotlight

Name: \_\_\_\_\_

Date: \_\_\_\_\_

## Dockworker

Is dockworker a career you would be interested in? Why or why not?

## Career Spotlight

Name: \_\_\_\_\_

Date: \_\_\_\_\_

## Dockworker

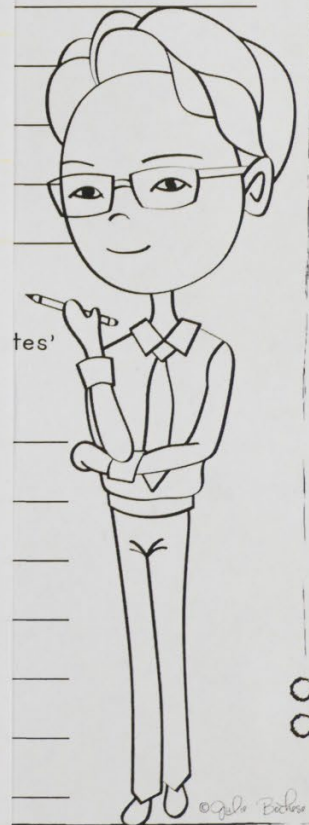
A dockworker is someone who loads and unloads goods.

These goods are carried on a ship. Dockworkers do their jobs in harbors and ports by the water. They operate forklifts, cranes, and other equipment to handle goods. Dockworkers must check each delivery to make sure it's complete. They also inspect containers for damage. After unloading, they sort and load materials on trucks. Keeping records of every shipment is important. Dockworkers work in teams. They must take orders from a dock manager. Often, they use physical strength to carry out those orders.

The hours for a dockworker usually relate to shipping or dock schedules. Shifts often happen during the regular work week. International shipments may need attention at any time, though. Dockworkers work outside in all forms of weather. The working conditions can be risky. Many large vehicles create traffic on site. Sometimes shipments involve hazardous chemicals. Handling heavy loads can be rough on the body. Injury and illness are common. Because this job is sometimes dangerous, the pay is high. With more experience, this job's salary can grow even more.



I don't like  
physically







**Career  
Spotlight**

Name: \_\_\_\_\_

Date: \_\_\_\_\_

## Dockworker

A dockworker is someone who loads and unloads goods from ships. These goods are carried on a ship. Dockworkers must check and inspect containers for materials on trucks. Keeping goods safe is their job. They work in teams. They need physical strength to move heavy boxes.

Date: \_\_\_\_\_

## Sort

Date: \_\_\_\_\_

Word bank:

exports      trading

Name: \_\_\_\_\_ Date: \_\_\_\_\_

## KWL: Goods and Services

Before beginning this unit, discuss what you already know about this topic. What do you hope to learn? At the end of the unit, fill in what you learned. Was your prior knowledge correct?

K.	W.	L.
What do you know about goods and services?	What do you want to learn about goods and services?	What did you learn about goods and services?
<p><i>We make goods so we can use them and sell them.</i></p>	<p><i>How many goods and services do we need.</i></p>	<p><i>What is import and export means.</i></p> <p><i>What does trading means.</i></p> <p><i>What does exchange means.</i></p> <p><i>What is purchasing.</i></p>

### Trading With Money

Today, the United States usually trades money for goods and services from other countries. This is also called "buying" or "purchasing".


### Importing

Import: what is brought into the United States from other places

### Exporting

Export: what is sent out of the United States to other places

## Import







trade a good for a good, a service for a service, or a good for a service!

**Turn & Talk:**  
Do you ever make trades with your friends or siblings? What kind?

## Trading With Money

Today, the United States usually trades money for goods and services from other countries. This is also called "buying" or "purchasing."

**Example:**



These two people are making a trade. The person in the red shirt is buying/purchasing something from the person in the yellow shirt.

## History Of Trade

Today, goods and services are usually purchased (traded with money). It hasn't always been that way. In the past, goods were usually traded for other goods.


For example, for thousands of years, China traded with tea. The



## Import



## Export





# Unit 3 Instructions

## Time Commitment

This unit includes 8 days of lessons. It should take about thirty minutes for each social studies lesson.

This resource includes a Google Slides presentation. The presentation can easily be converted to PowerPoint. This presentation is meant to be used as a whole class presentation, rather than a student activity.



Click here to access  
the Google Slides  
Presentation.  
Please Note: This  
presentation should  
be used in "Present"  
mode.



# Unit 3: Trading Goods and Services

## Preparation:

- Print the vocabulary cards, student books, and worksheets before beginning. Each student will need their own copy of the book and worksheets.
- Prepare your technology to present the presentation.

## Day 1:

Tell students that this unit is about trading goods and services. We will be learning about what trade is, why countries trade with each other, and how trade is possible around the world. Show students the vocabulary cards to introduce key vocabulary words. Distribute the K.W.L. chart. Have students share what they know about trading goods and services. Discuss what students are wondering or want to know. Tell students that they will fill in what they learned at the end of this lesson.

## Day 2:

Distribute the *Trading Goods and Services* book. Tell students that you will be going through a presentation together and along the way, they will find clues to fill in their books.

Begin the presentation. Review the key vocabulary and review through slide 6 (History of Trade). While you go through the presentation, students should fill in their books. Give them time to color the pictures, as well.

**Day 3:** Review the vocabulary. Complete presentation slides 7-12 (Good Around the World).

**Day 4:** Review the vocabulary. Complete presentation slides 13-16 (Trade Around the World).

**Day 5:** Review the vocabulary. Complete presentation slides 17-19 (Who Makes Trade Possible?).

**Day 6:** Read the book *Let's Trade* by Nancy Loewen. You can read this aloud to students or follow along with the linked online read-aloud. After reading, help students make more connections to trading by having them complete the short answer questions with class discussion.

**Day 7:** Complete the vocabulary sort as a review. Introduce the career spotlight: dockworker.

**Day 8:** Give students the lesson quiz. Finally, work as a class to fill in the "L" portion of the K.W.L.



# Vocabulary

**Trade**




**Exchange**



**Import**



**Export**





Name: \_\_\_\_\_ Date: \_\_\_\_\_

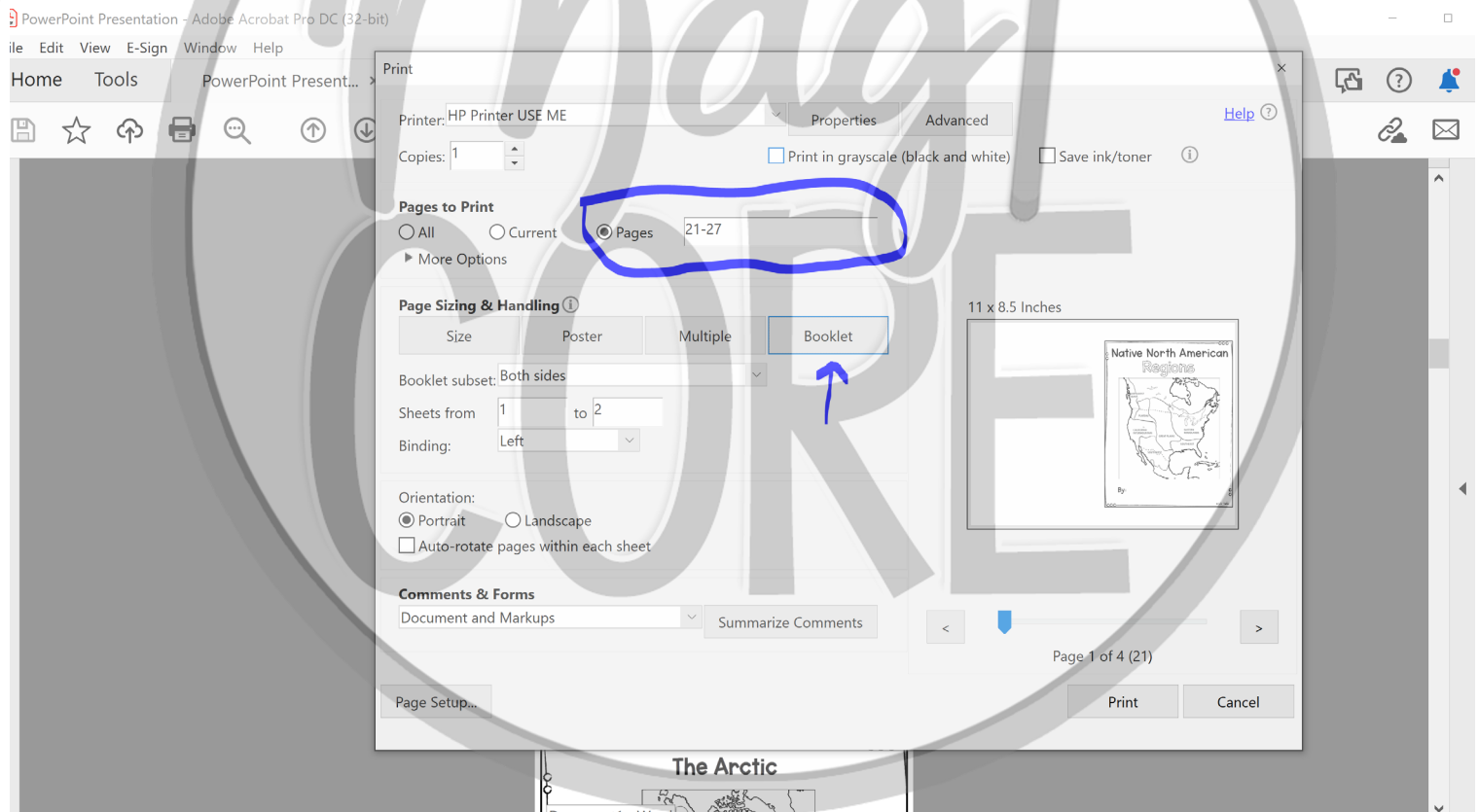
# KWL: Trading Goods and Services

Before beginning this unit, discuss what you already know about this topic. What do you hope to learn? At the end of the unit, fill in what you learned. Was your prior knowledge correct?

<b>K.</b> What do you know about trading goods and services?	<b>W.</b> What do you want to learn about trading goods and services?	<b>L.</b> What did you learn about trading goods and services?

# How to Print Booklet

Under the print menu, select the pages you would like to print. Check the “booklet” option. If you prefer, you can also print “Multiple” and print 4 pages per page. Select if you would like to print double or single-sided.





# Trading Goods and Services



By:


# What Is Trade?



To trade is to ----- a good or service to someone and ----- a good or service in return. This is also called “exchange.” The United States trades goods and services with countries all over the -----.




# Trading With Money



Today, the United States usually trades \_\_\_\_\_ for goods and services from other countries. This is also called “\_\_\_\_\_” or “\_\_\_\_\_”

# History Of Trade



Today, goods and services are usually purchased. It hasn't always been that way. In the past, goods were usually traded for -----



# Trading With The United States



The United States is the \_\_\_\_\_  
trading nation in the world. This means  
that the U.S. \_\_\_\_\_ and \_\_\_\_\_  
more goods and services than any other  
nation.

Name: \_\_\_\_\_ Date: \_\_\_\_\_

Read the book *Let's Trade* by Nancy Loewen. This book is all about trading. Read along, then answer the questions.



## Read Along: *Let's Trade*

1. The word "barter" is used a lot in the story. What are two synonyms of "barter?"

---

---

2. What two things need to happen for trading to work?

---

---

---

3. Summarize how people used to trade, then summarize how people usually trade now. Give an example of each. Which one would you prefer?

---

---

---

---





Name: \_\_\_\_\_ Date: \_\_\_\_\_

# Vocabulary Sort

Match the vocabulary words to the definitions.

Trade



to give something  
and get something  
in return

Export



a good brought in  
from somewhere  
else

Exchange



a good sent to  
somewhere else

Import



another word  
for "trade"

Write a paragraph summarizing this unit. Use each of the vocabulary words.

---

---

---

---

---

---

---

---

## Career Spotlight

Name: \_\_\_\_\_

Date: \_\_\_\_\_

# Dockworker

A dockworker is someone who loads and unloads goods.

These goods are carried on a ship. Dockworkers do their jobs in harbors and ports by the water. They operate forklifts, cranes, and other equipment to handle goods. Dockworkers must check each delivery to make sure it's complete. They also inspect containers for damage. After unloading, they sort and load materials on trucks. Keeping records of every shipment is important. Dockworkers work in teams. They must take orders from a dock manager. Often, they use physical strength to carry out those orders.

The hours for a dockworker usually relate to shipping or dock schedules. Shifts often happen during the regular work week. International shipments may need attention at any time, though. Dockworkers work outside in all forms of weather. The working conditions can be risky. Many large vehicles create traffic on site. Sometimes shipments involve hazardous chemicals. Handling heavy loads can be rough on the body. Injury and illness are common. Because this job is sometimes dangerous, the pay is high. With more experience, this job's salary can grow even more.





Name: \_\_\_\_\_ Date: \_\_\_\_\_

# Quiz

Fill in the blanks with the words from the word bank.

imports


exchange

trade

exports

trading

To \_\_\_\_\_ means to give something to someone and get something else in return. Trade, \_\_\_\_\_, and barter are all synonyms. Today, goods are usually traded for money, but it used to be common to trade goods for other goods. People can trade, and so can entire nations! The United States, for example, is constantly \_\_\_\_\_ with countries all over the world. The U.S. \_\_\_\_\_ goods from other parts of the world. The U.S. also \_\_\_\_\_ goods that are transported to other parts of the world. There are several ways that goods are transported, such as by plane, train, truck, or cargo ship.



# Terms of Use



## How Can I Use This Resource?

Thank you for trusting MagiCore. Our mission is to create resources that support teachers and promote student success. Please note that this resource is licensed for use by a single teacher in a classroom setting. If you need to use this resource with more than one teacher and/or across multiple classrooms, additional licenses are available at a discount. You can purchase additional licenses by visiting your TPT "Purchases" page and then selecting "Download Additional Licenses" or by contacting me at [julie@magicorelearning.com](mailto:julie@magicorelearning.com).



Good to Go



Not O.K.

- Use this resource personally or with your own children.
  - Use this resource in your own classroom with your students.
  - Provide this resource to your students to use at your instruction.
  - Print and/or copy for use in your own classroom.
  - Provide printed pages to a substitute teacher with the sole purpose of instructing your students.
  - Share with your students via a secure document portal or electronic learning platform that requires individual user verification and limits access to only the students in your own classroom (e.g. Google Classroom).
  - Review this resource with others with the sole purpose of recommending it to others for purchase, provided you share one of the links below:
- Share with others to use personally.
  - Share with others to use in another classroom.
  - Print or copy any page(s) and distribute them to other teachers or other classrooms.
  - Publish or host online in a manner where any of the material is accessible to anyone who is not a student in your own classroom, including but not limited to personal, classroom, or district websites that are accessible to the general public.
  - Use this resource commercially (e.g. Outschool).
  - Publish, sell, or otherwise distribute this product to anyone in manner inconsistent with these terms of use.

<https://magicorelearning.com/>

<https://www.teacherspayteachers.com/Store/Magicore>



# Let's Connect!

[www.magicorelearning.com](http://www.magicorelearning.com)



<https://www.teacherspayteachers.com/Store/Magicore>




<https://www.facebook.com/MagicoreLearning>



<https://www.instagram.com/magicorelearning/>



[https://www.pinterest.com/magicorelearning/\\_shop/](https://www.pinterest.com/magicorelearning/_shop/)



[Julie@magicorelearning.com](mailto:Julie@magicorelearning.com)

Looking for more?



# CREDITS

User:Roblespepe, CC BY-SA 3.0 <<https://creativecommons.org/licenses/by-sa/3.0/>>, via Wikimedia Commons

Nationalmuseet - National Museum of Denmark from Denmark, CC BY-SA 2.0 <<https://creativecommons.org/licenses/by-sa/2.0/>>, via Wikimedia Commons

Nationalmuseet - National Museum of Denmark from Denmark, CC BY-SA 2.0 <<https://creativecommons.org/licenses/by-sa/2.0/>>, via Wikimedia Commons

Ansgar Walk, CC BY-SA 3.0 <<http://creativecommons.org/licenses/by-sa/3.0/>>, via Wikimedia Commons

Leoboudv, CC BY-SA 3.0 <<https://creativecommons.org/licenses/by-sa/3.0/>>, via Wikimedia Commons

Wolfgang Sauber, CC BY-SA 3.0 <<https://creativecommons.org/licenses/by-sa/3.0/>>, via Wikimedia Commons

Lorax, CC BY-SA 3.0 <<http://creativecommons.org/licenses/by-sa/3.0/>>, via Wikimedia Commons

Dsdugan, CC BY-SA 4.0 <<https://creativecommons.org/licenses/by-sa/4.0/>>, via Wikimedia Commons

Durova, CC BY-SA 4.0 <<https://creativecommons.org/licenses/by-sa/4.0/>>, via Wikimedia Commons

Walter Siegmund, CC BY-SA 3.0 <<http://creativecommons.org/licenses/by-sa/3.0/>>, via Wikimedia Commons

Yuri Long, CC BY 2.0 <<https://creativecommons.org/licenses/by/2.0/>>, via Wikimedia Commons

Philkon Phil Konstantin, CC BY-SA 3.0 <<https://creativecommons.org/licenses/by-sa/3.0/>>, via Wikimedia Commons

