


# GEOGRAPHY

Name: \_\_\_\_\_ Date: \_\_\_\_\_

## Map Elements Quiz

Fill in the blanks with the elements.

Maps are great for \_\_\_\_\_ in the right \_\_\_\_\_ specific. Some maps illustrate a small area.



Name three instances when \_\_\_\_\_

1. Travelling
2. \_\_\_\_\_
3. \_\_\_\_\_

## Vocabulary Sort

Match the vocabulary words to the definitions.



Write a paragraph summarizing at least one time.

Name: \_\_\_\_\_ Date: \_\_\_\_\_

## Read-Aloud: *Camilla Cartographer*

Read the book *Camilla Cartographer* by Julie Dillemath and respond to the question below. In your response, make sure to use each of the words in the word bank at least once.

Word Bank: title compass navigate direction

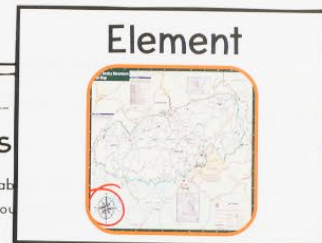
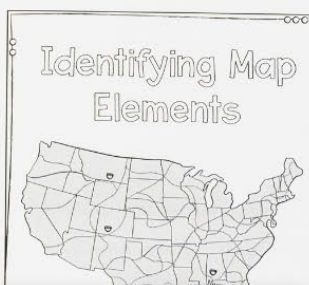
How does the author of the book *Camilla Cartographer* show that each element

Name: \_\_\_\_\_

## KWL: Map Elements

Before beginning this unit, discuss what you already know about map elements. At the end of the unit, fill in what you hope to learn. At the end of the unit, fill in what you learned. Prior knowledge correct?

| K.                                   | W.  | L.   |
|--------------------------------------|---|--|
| What do you know about map elements? | What do you want to learn about map elements? | What did you learn about map elements?           |
| Map elements                         | I want to learn about here                    | I learned about symbols and elements of the map. |



important.



Videos, Lessons,  
Worksheets

# MAP ELEMENTS





Original Videos to introduce and reinforce topics.



### What Is a Map?

A map is an illustration of an area of land. Some maps are of a large area, like a world map. Other maps are of a small area, like a city map.



### Map Title & Content

The title of a map describes the subject and location of the map.



A compass helps people understand their location and find what they're looking for.



# Presentation

Land



Direction

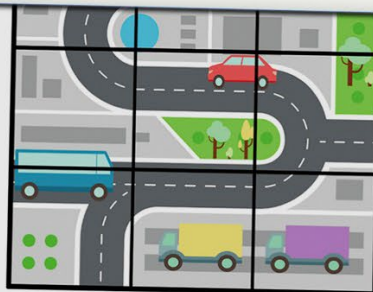


locate specific objects or landmarks on a map.

This map uses letters, numbers, and a grid. Pair a letter and number, then find the square where they intersect. What object(s) do you see?

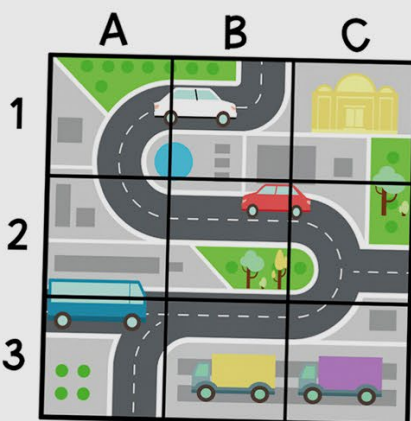
2

3



©2016 Baker

## Coordinates



On this map, there are nine possible **coordinates**. On other maps, there are many possible coordinates.

Your friend is looking for a purple truck on the map. Where would you tell them to look?

What object(s) do you see in B2?

©2016 Baker

## Coordinates



For example, a hiker is looking for the "Possum Hollow"

On this map, there are 9 letters down and 12 numbers across. The guide on the right side of the map tells the reader the **coordinates** of various campsites in the Great Smoky Mountains. This helps the reader find the campsite



ection



Symbo



Land



Eleme



Name: \_\_\_\_\_ Date: \_\_\_\_\_

## KWL: Map Elements

Before beginning this unit, discuss what you already know about this topic. What do you hope to learn? At the end of the unit, fill in what you learned. Was your prior knowledge correct?

| K.                                   | W.  | L.                                     |
|--------------------------------------|---|--|
| What do you know about map elements? | What do you want to learn about map elements? | What did you learn about map elements? |

Map elements are parts of map.  
You learn map.

I want to learn what type of

I learned about symbols and elements of the map.

### Identifying Map Elements



By: \_\_\_\_\_



Name: \_\_\_\_\_

Date: \_\_\_\_\_

## Map Elements Quiz

Fill in the blanks with the words from the word bank.

elements

land

symbols

direction

Maps are great for helping people  
in the right direction  
specific. Some maps illustrate  
illustrate a small area of \_\_\_\_\_  
that \_\_\_\_\_  
bet \_\_\_\_\_  
ele \_\_\_\_\_  
cc \_\_\_\_\_  
r \_\_\_\_\_



Name three instances \_\_\_\_\_

1. Travelling

2. \_\_\_\_\_

3. \_\_\_\_\_

Name: \_\_\_\_\_

Date: \_\_\_\_\_

## Vocabulary Sort

Match the vocabulary words to the definitions.

Element



Direction



Land



Symbol



the way something  
or someone is going

a part of the Earth

a small picture  
that represents  
something

one part of  
something bigger

Write a paragraph  
least one time

A map  
The cor

## What Is a Map?

A map is an illustration of an  
area of land. Some maps are  
of a large area, like a world map.  
Other maps are of a small area,  
like a city map.



## Map Title & Compass

The title of a map  
describes the subject and  
location of the map.



A compass helps people  
understand their location and  
find what they're looking for.

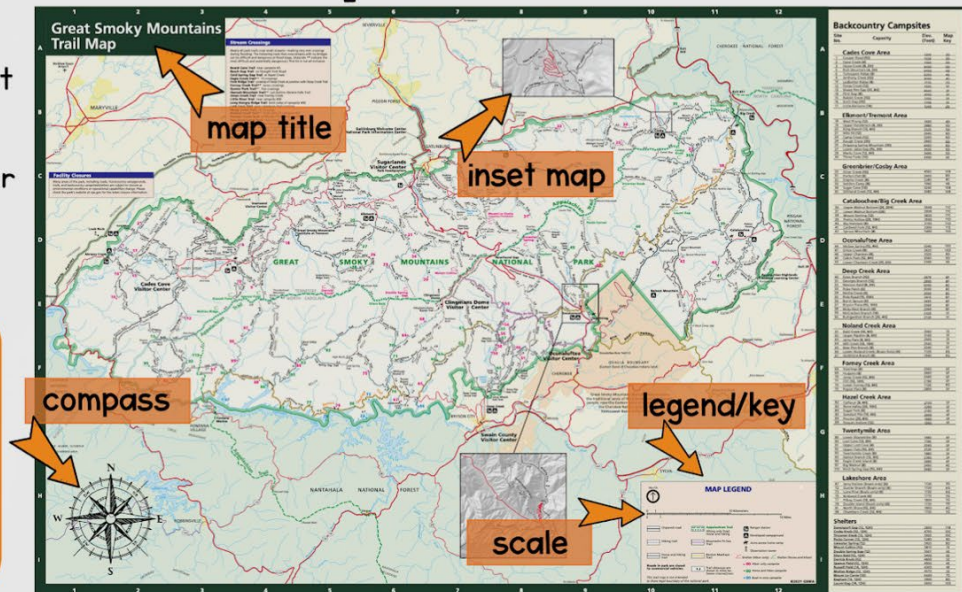




# Map Elements

This map has many elements that help the reader better understand the map.

Can you guess the purpose of the labeled map elements?



## What Is a Map?

A map is an illustration of an area of land. Some maps are of a large area, like a world map. Other maps are of a small area, like a city map.



## Map Title &

The title describes the location of



A compass



Name: \_\_\_\_\_

Date: \_\_\_\_\_

## Read-Aloud: *Camilla Cartographer*


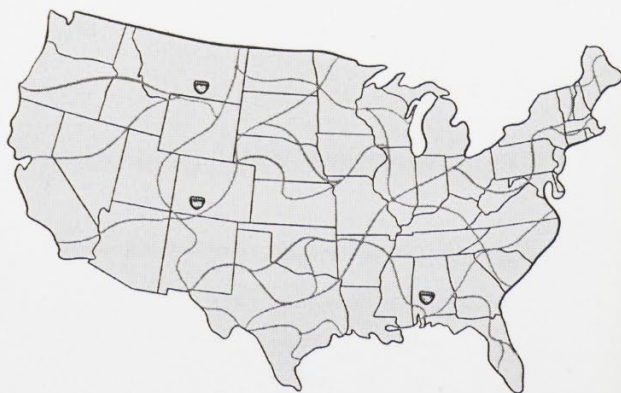
Read the book *Camila Cartographer* by Julie Dillemath and respond to the question below. In your response, make sure to use each of the words from the word bank at least once.

**Word Bank:** title compass navigate

How does the author of the book *Camila Cartographer* show that each element of a map is important?

The elements of a map are very important.  
The title tells what the map is about.  
It helps the reader know what kind of map it is.

## Identifying Map Elements






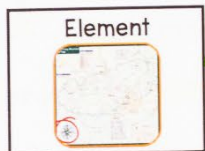
# Map Elements Quiz

Date: \_\_\_\_\_

Name: \_\_\_\_\_

## Vocabulary Sort

Match the vocabulary words to the definitions.



Write a paragraph summarizing what you learned about map elements at least one time.

## Symbol



Name: \_\_\_\_\_

## Read-Aloud: *Camilla Cartographer*

Read the book *Camila Cartographer* by Julie Diller. Answer the question below. In your response, make sure to use each word from the word bank at least once.

Word Bank: title compass

How does the author of the book *Camila Cartographer* use the title?

Name: \_\_\_\_\_

## KWL: Map Elements

Before beginning this unit, discuss what you already know about map elements. At the end of the unit, fill in what you want to learn. At the end of the unit, fill in what you have learned. What prior knowledge is correct?

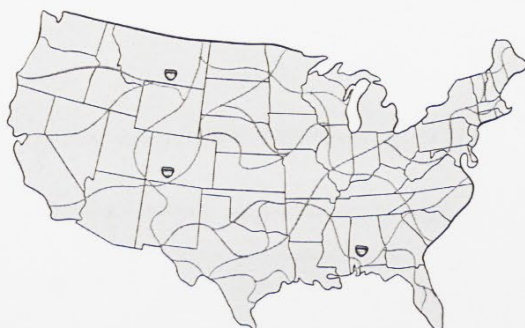
| K.                                   | W.  | L.                                     |
|--------------------------------------|---|--|
| What do you know about map elements? | What do you want to learn about map elements? | What did you learn about map elements? |

Map elements

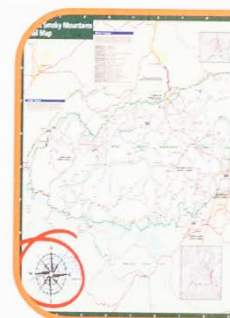
I want to learn of here

I learned about symbols and elements of the map.

## Identifying Map Elements



## Element



## Land





# Unit 1 Instructions

## Time Commitment

This unit includes 8 days of lessons. It should take about thirty minutes for each social studies lesson.

This resource includes a Google Slides presentation. The presentation can easily be converted to PowerPoint. This presentation is meant to be used as a whole class presentation, rather than as a student activity.



Click here to access  
the Google Slides  
Presentation.  
Please Note: This  
presentation should  
be used in "Present"  
mode.



# Unit 1: Map Elements

## Preparation:

- Print the vocabulary cards, student books, and worksheets before beginning. Each student will need their own copy of the book and worksheets.
- Picture Book or Read-Aloud: *Camilla Cartographer* by Julie Dillemath
- Prepare your technology to present the PowerPoint presentation and view videos.

## Day 1:

Tell students that this unit is about identifying map elements. We will be learning about different kinds of maps and the features they have. Show students the vocabulary cards to introduce key vocabulary words. Distribute the K.W.L. chart. Have students share what they know about maps and their features. Discuss what students are wondering or want to know. Tell students that at the end of this lesson, they will fill in what they learned.

## Day 2:

Distribute the *Identifying Map Elements* book. Tell students that you will be going through a presentation together and along the way, they will find clues to fill in their books.

Begin the presentation. Review the key vocabulary and review through slide 6 (More Kinds of Maps). While you go through the presentation, students should fill in their books. Give them time to color the pictures, as well.

**Day 3:** Review the vocabulary. Complete presentation slides 7-12 (Compass).

**Day 4:** Review the vocabulary. Complete presentation slides 13-16 (Symbols).

**Day 5-6:** Review the vocabulary. Complete presentation slides 17-20 (Coordinates). Complete vocabulary review sheet. Allow students time to complete their books.

**Day 7:** Read aloud the book *Camilla Cartographer* by Julie Dillemath. Complete the response.

**Day 8:** Give students the lesson quiz. Finally, work as a class to fill in the "L" portion of the K.W.L.



# Vocabulary

**Land**



**Direction**



**Symbol**



**Element**





Name: \_\_\_\_\_ Date: \_\_\_\_\_

## KWL: Map Elements

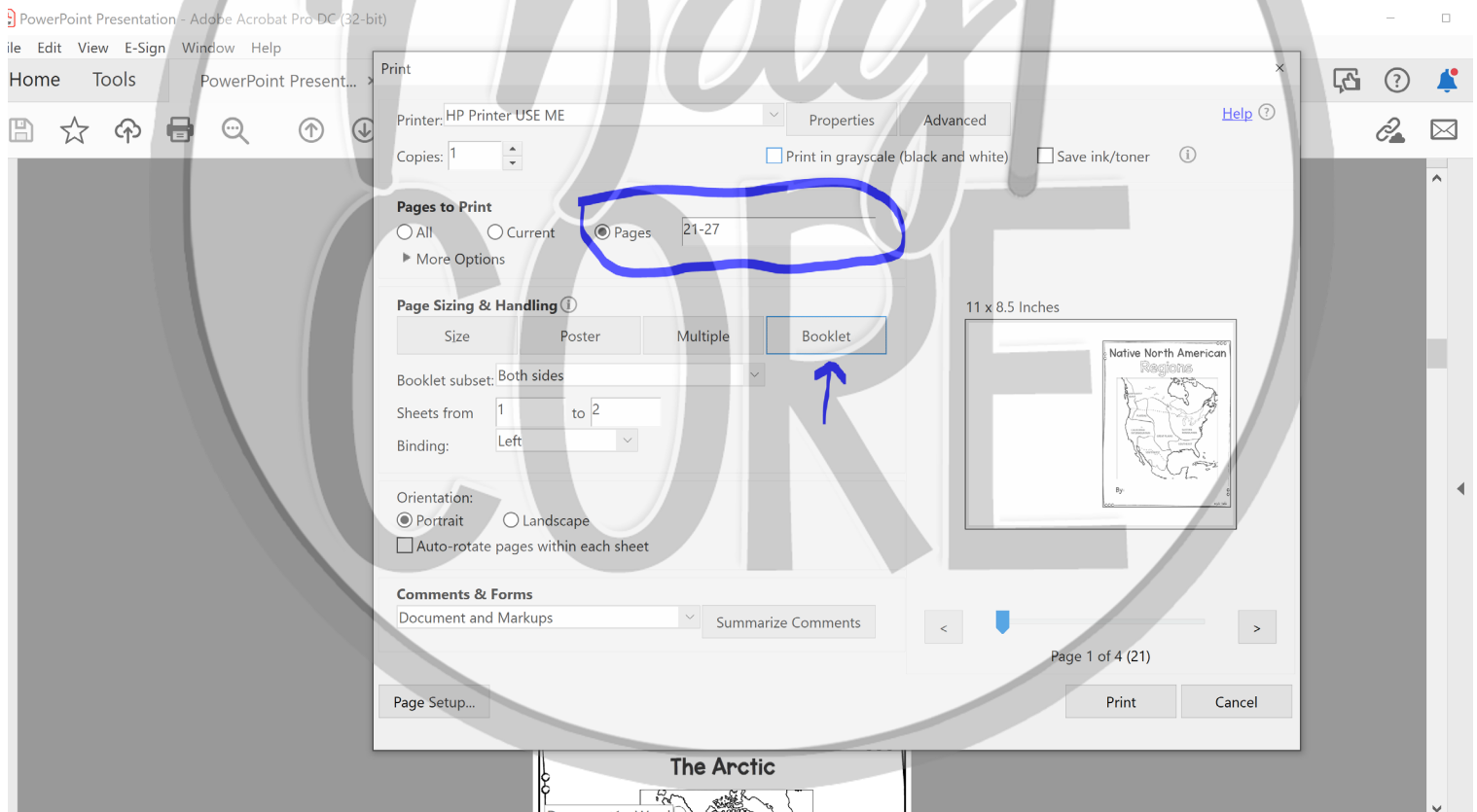
Before beginning this unit, discuss what you already know about this topic. What do you hope to learn? At the end of the unit, fill in what you learned. Was your prior knowledge correct?

| <b>K.</b><br>What do you know about<br>map elements? | <b>W.</b><br>What do you want to learn<br>about map elements? | <b>L.</b><br>What did you learn about<br>map elements? |
|--|---|--|
|  |   |  |

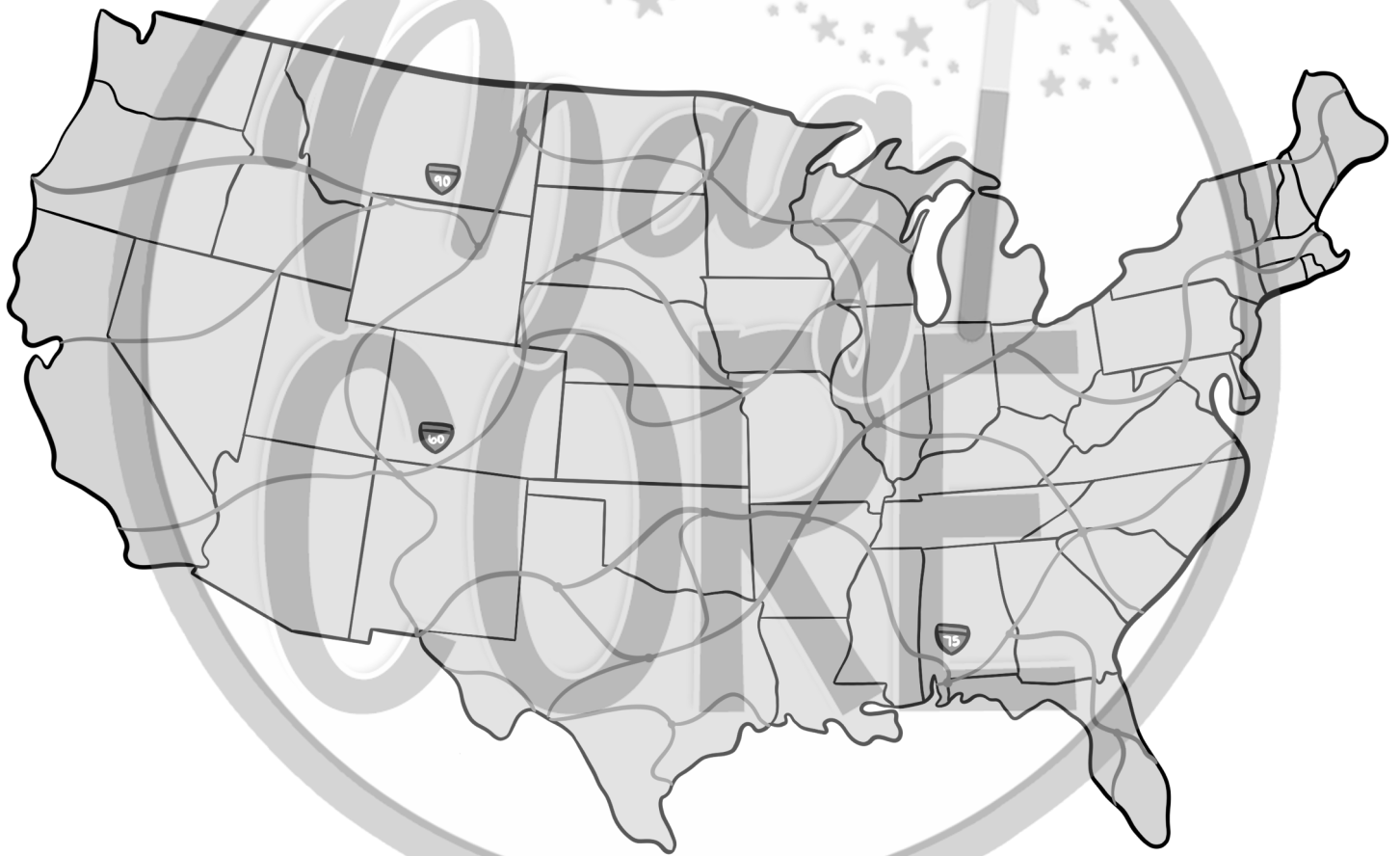


# How to Print Booklet

Under the print menu, select the pages you would like to print. Check the “booklet” option. If you prefer, you can also select “Multiple” and print 4 pages per page. Select if you would like to print double or single-sided.



# Identifying Map Elements



By:



# What Is a Map?

A \_\_\_\_\_ is an illustration of an area of \_\_\_\_\_. Some maps are of a large area, like a world map. Other maps are of a small area, like a city map.



# Many Kinds of Maps



----- maps show country  
and state boundaries.

----- maps show  
features of a place, like  
rivers, forests, and mountains.



# What Are Map Elements?



Map \_\_\_\_\_ are the different features of a map.

They help the reader understand how to \_\_\_\_\_ the map more accurately.

Name: \_\_\_\_\_ Date: \_\_\_\_\_

# Vocabulary Sort

Match the vocabulary words to the definitions.

Element



Direction



Land



Symbol



the way something  
or someone is going

a part of the Earth

a small picture  
that represents  
something

one part of  
something bigger

Write a paragraph summarizing this unit. Use each of the vocabulary words at least one time.

---

---

---

---

---

---

---

---

---

---




bank at least once.

Bank:      title      compass      navigate      direction

Does the author of the book *Camila Cartographer* show that each element of the map is important?

Magi  
CORE



Name: \_\_\_\_\_ Date: \_\_\_\_\_

# Map Elements Quiz

Fill in the blanks with the words from the word bank.

elements

land

symbols

direction

Maps are great for helping people find their way. They can lead someone in the right \_\_\_\_\_ when they are lost or searching for something specific. Some maps illustrate a large area of \_\_\_\_\_, and others illustrate a small area of \_\_\_\_\_. What most maps have in common is that they provide \_\_\_\_\_ which help people better understand how to read them. Some specific elements used on maps include compasses, scales, coordinates, and other \_\_\_\_\_ that represent real landmarks or objects on the map.



Name three instances where you may need to know how to read a map.

1. \_\_\_\_\_
2. \_\_\_\_\_
3. \_\_\_\_\_



# Terms of Use



## How Can I Use This Resource?

Thank you for trusting MagiCore. Our mission is to create resources that support teachers and promote student success. Please note that this resource is licensed for use by a single teacher in a classroom setting. If you need to use this resource with more than one teacher and/or across multiple classrooms, additional licenses are available at a discount. You can purchase additional licenses by visiting your TPT "Purchases" page and then selecting "Download Additional Licenses" or by contacting me at [julie@magicorelearning.com](mailto:julie@magicorelearning.com).



Good to Go



Not O.K.

- Use this resource personally or with your own children.
  - Use this resource in your own classroom with your students.
  - Provide this resource to your students to use at your instruction.
  - Print and/or copy for use in your own classroom.
  - Provide printed pages to a substitute teacher with the sole purpose of instructing your students.
  - Share with your students via a secure document portal or electronic learning platform that requires individual user verification and limits access to only the students in your own classroom (e.g. Google Classroom).
  - Review this resource with others with the sole purpose of recommending it to others for purchase, provided you share one of the links below:
- Share with others to use personally.
  - Share with others to use in another classroom.
  - Print or copy any page(s) and distribute them to other teachers or other classrooms.
  - Publish or host online in a manner where any of the material is accessible to anyone who is not a student in your own classroom, including but not limited to personal, classroom, or district websites that are accessible to the general public.
  - Use this resource commercially (e.g. Outschool).
  - Publish, sell, or otherwise distribute this product to anyone in manner inconsistent with these terms of use.

<https://magicorelearning.com/>

<https://www.teacherspayteachers.com/Store/Magicore>

© Copyright 2021, 2022. All rights reserved. The unlicensed reproduction or distribution of this product is strictly prohibited. Permission is granted to the original purchaser or licensee to make copies to use with students and/or to assign to students digitally providing it is only available to students assigned directly to the purchaser. Placing this product in any manner that makes it accessible to the general public is strictly forbidden. Commercial use, including but not limited to online or in person classes, is prohibited. Contact [julie@magicorelearning.com](mailto:julie@magicorelearning.com) for commercial licensing information. Sharing without permission or hosting online in a public manner is a violation of the Digital Millennium Copyright Act (DMCA). These terms may be updated at any time. You can see the most up to date Terms of Use at

<https://magicorelearning.com/terms-of-use>.

# Let's Connect!

[www.magicorelearning.com](http://www.magicorelearning.com)



<https://www.teacherspayteachers.com/Store/Magicore>



<https://www.facebook.com/MagicoreLearning>



<https://www.instagram.com/magicorelearning/>



[https://www.pinterest.com/magicorelearning/\\_shop/](https://www.pinterest.com/magicorelearning/_shop/)



[Julie@magicorelearning.com](mailto:Julie@magicorelearning.com)

Looking for more?



# CREDITS

