

4.OA.C.5

IDENTIFY PATTERN FEATURES

TASK CARDS



ANSWER SHEET

Answer	Answer
	16
	17
	18
	19
	20
	21
	22
	23

GENERATE AND ANALYZE PATTERNS
The first number in a pattern is 94. The pattern follows the rule "Subtract 3".
Choose the next 3 numbers in the pattern.
87 90 83

GENERATE AND ANALYZE PATTERNS
Choose the next shape in the pattern.
[Triangle] [Rectangle] [Pentagon] [Diamond] B

GENERATE AND ANALYZE PATTERNS
What is the next number in the pattern?
In 9
Out 27
A. Add 3
C. Multiply by 3

Complete the Input Output table by following the rule.
Rule: Add 8
In 6 9 12 15 18
Out

PATTERNS CHALLENGE

If the pattern starts at 1 and the rule is "add two", will the rest of the numbers in the pattern be odd or even?

Analyze Patterns
[Illustration of a girl writing at a desk]



PRINTABLE AND DIGITAL

- 30 PRINT-AND-GO TASK CARDS
- READY TO USE FOR CENTERS

ANSWER SHEET

Name: _____ Date: _____

Card #	Answer	Card #	Answer
1.		16.	
2.		17.	
		18.	
		19.	
		20.	
		21.	
		22.	
		23.	
		24.	
		25.	
		26.	
		27.	
		28.	
		29.	
		30.	



1 GENERATE AND ANALYZE PATTERNS
Choose the next shape in the pattern.

2 GENERATE AND ANALYZE PATTERNS
Choose the next shape in the pattern.

3 GENERATE AND ANALYZE PATTERNS
Choose the next shape in the pattern.

4 GENERATE AND ANALYZE PATTERNS
Choose the next shape in the pattern.

30 GENERATE AND ANALYZE PATTERNS
Use the rule to help you solve the problem.

Trudy's shape pattern follows the rule "add two vertices". If she started with a square, what is the third shape in her pattern?

Analyze Patterns

PATTERNS CHALLENGE

If the pattern starts at 1 and the rule is "add two", will the rest of the numbers in the pattern be odd or even?



SELF CORRECTING, INCLUDES REPORTING CERTIFICATE



5 GENERATE AND ANALYZE PATTERNS
Write the next numbers in the pattern.

16, 20, 24, 28, 32,

, ,

7 GENERATE AND ANALYZE PATTERNS
Write the next numbers in the pattern.

2, 22, 2, 222, 2

,

What is the rule in the table?

In	9	12	13	17	21
Out	27	36	39	51	63

Add 18 Multiply by 3
Subtract 14 Divide by 4

20 GENERATE AND ANALYZE PATTERNS
Complete the table by following the rule.

4

22 GENERATE AND ANALYZE PATTERNS
Complete the table by following the rule.

Rule:
Add 7.
Subtract 1

9

24 GENERATE AND ANALYZE PATTERNS
Complete the table by following the rule.

Rule:
Add 9

257



SHUFFLES CARDS, SO STUDENTS CAN PRACTICE MORE THAN ONCE

ANSWER SHEET


Name: _____ Date: _____

Card #	Answer	Card #
1.		16.
2.		17.
3.		18.
4.		19.
5.		20.
6.		21.
		22.

PATTERNS CHALLENGE

If the pattern starts at 1 and the rule is "add two", will the rest of the numbers in the pattern be odd or even?



 Use the rule to help you solve the problem.

Amanda and Ben both made a pattern following the rule "multiply by 3." Amanda started at 3 and Ben started at 4. Who will have 81 in their pattern?

Amanda

Ben



13 GENERATE AND ANALYZE PATTERNS
Complete the Input Output table by following the rule.

14 GENERATE AND ANALYZE PATTERNS
Complete the Input Output table by following the rule.

29 GENERATE AND ANALYZE PATTERNS
Use the rule to help you solve the problem.
Jerome made a pattern starting at 2. The rule is "multiply by 3, subtract 2".
What is the 10th number in the pattern?

10 GENERATE AND ANALYZE PATTERNS
The first number in a pattern is 49. The pattern follows the rule "A - 2".
Choose the next 3 numbers.

24 6
9 12

12 GENERATE AND ANALYZE PATTERNS
The first number in a pattern is 31. The pattern follows the rule "A + 3".
Choose the next 3 numbers.

31

B. 10
D. 24



STANDARDS ALIGNED

24 GENERATE AND ANALYZE PATTERNS

Complete the table by following the rule.

Rule: Add 9

257

27 GENERATE AND ANALYZE PATTERNS

Use the rule to help you solve the problem.

Beatrix made a pattern starting at 44. If the rule is "add 11", will the number 22 be in the pattern?

Yes No

17 GENERATE AND ANALYZE PATTERNS

What is the rule in the table?

In	2	8	16	38	62
Out	1	4	8	19	31



A. Add 2 B. Subtract 2
C. Multiply by 2 D. Divide by 2




PATTERNS CHALLENGE


If the pattern starts at 1 and the rule is "add two", will the rest of the numbers in the pattern be odd or even?

4 GENERATE AND ANALYZE PATTERNS


Choose the next shape in the pattern.

A  B 



USE OVER AND OVER FOR CENTERS, GAMES, AND REVIEW



ANSWER SHEET			
Name: _____		Date: _____	
Card #	Answer	Card #	Answer
1		16	
2		17	
3		18	
4		19	
5		20	
6		21	
7		22	
8		23	
9		24	
10		25	
11		26	
12		27	

ANSWER SHEET			
Name: _____		Date: _____	
Card #	Answer	Card #	Answer
1		16	
2		17	

5 GENERATE AND ANALYZE PATTERNS
Write the next numbers in the pattern.

16, 20, 24, 28, 32,

, ,

6 GENERATE AND ANALYZE PATTERNS
Write the next numbers in the pattern.

1, 4, 7, 11, 14

, ,

8 GENERATE AND ANALYZE PATTERNS
Write the next numbers in the pattern.

9, 1, 10, 1, 11, 1,

,

7 GENERATE AND ANALYZE PATTERNS
Write the next numbers in the pattern.

2, 22, 2, 222, 2

, ,

10 GENERATE AND ANALYZE PATTERNS
The first number in a pattern is 94. The pattern follows the rule "Subtract 7". Choose the next 3 numbers in the pattern.

87 90 83 73

77 80 63

20 GENERATE AND ANALYZE PATTERNS
What is the rule in the table?

In	9	12	13	17	21
Out	27	36	39	51	63

A. Add 18 B. Subtract 14

21 GENERATE AND ANALYZE PATTERNS
Complete the table by following the rule.

Rule: Multiply by 2, Subtract 1.

4

22 GENERATE AND ANALYZE PATTERNS
Complete the table by following the rule.

Rule: Add 7, Subtract 1

9

23 GENERATE AND ANALYZE PATTERNS
Complete the table by following the rule.

Rule: Add 2

48

24 GENERATE AND ANALYZE PATTERNS
Complete the table by following the rule.

Rule: Add 9

257

1 GENERATE AND ANALYZE PATTERNS
Choose the next shape in the pattern.

