

PARIS, FRANCÉ



VIRTUAL field trip

EXPLORES CULTURAL DIFFERENCES

Learn about cultural traditions
and landmarks through the four
seasons.



A Year in Paris!

Imagine that you are going to move to Paris for a whole year! You will get to spend all four seasons as a tour guide getting to know four main landmarks in this wonderful city!



Now that you have some information about the city of Paris and the country of France, you can get going! Have fun!

© Julie Buckner

As you spend the next year getting to know Paris, you will keep a memory book for each season, which is located on the next slide.



Click on each season to enter a new section of the trip. After completing each section, copy the drawings you make of each landmark and paste them into your memory book. Use ctrl+X to cut them from the frames, and ctrl+V to paste them into the book.

Along with each photo, write a brief summary of your experience as a tour guide! You can use key words, quotes, or a short sentence! Have fun!

INTEGRATES READING

Short reading passages
build background and
introduce key vocabulary.

INTERACTIVE SCRAPBOOK

colorful, interactive movable
pieces that students can drag
and drop to solve problems,
making learning more engaging
and hands-on.





CRITICAL THINKING SKILLS


Students dive deep into this engaging topic and learn to draw conclusions and make judgements.

Rebuilding Notre-Dame

Your autumn as a tour guide at Notre Dame is coming to an end! Before you go, watch the video exploring a recent tragedy at Notre-Dame. Consider the cathedral and its importance to the city of Paris. Then, answer the questions below.




1. How do you think the city of Paris felt when Notre-Dame caught on fire? Why?



2. Why do you think the architects, project managers, and builders take the rebuild very seriously?

3. Describe the materials and techniques they are using to rebuild the cathedral. Why are they so particular?


AUTUMN 
Copy your drawing of Notre-Dame and paste it in your memory book!



A Story About the Eiffel Tower



Your spring as a tour guide at the Eiffel Tower is coming to an end! Before you go, consider everything you've learned about the structure. Write a short, fictional story about the Eiffel Tower that you think children would like to hear when they take a tour. Use at least three real facts about the tower.

Two blank, lined pages from a spiral-bound notebook, intended for the student to write their story. The pages are white with light blue horizontal ruling and a green border.

SPRING
Copy your drawing of
the tower and paste it
in your memory book!

WRITING

Students write reflections,
using critical thinking skills.



Suggested Uses

- Assign in Google Classroom or SeeSaw
- Whole Class Activity
- Small groups or center
- Early Finisher
- Incentive or Fun Friday

Google Slides and SeeSaw



Looking for More? Save with our Social Studies Bundle!

Visit Salem, MA,
The Titanic,
Washington, DC,
...and more!



Click the picture
to preview!