

DECEMBER

Math Practice

Name: _____ Date: _____

DECORATE THE CHRISTMAS TREE

with even numbers

Directions: Identify all of the even numbers surrounding the tree. Then, write the even numbers in the ornaments on the tree.

©2018 Betsy

2nd Grade

Magi
CORE

December MATH

2nd grade

Table of Contents

*This product includes 10 math practice pages themed for December. Each practice page is a skill that students can master through routine practice.

1. Place Value Cookie Match-Up
2. Skip Counting Deck the Halls
3. Decorate the Christmas Tree with Even Numbers
4. Help the Elves Add and Compare Sums
5. Fact Fluency Crack the Cod
6. Subtraction Fact Fluency Color by Number
7. Addition and Subtraction Word Problems
8. Addition Fact Fluency Color by Number
9. Telling Time at Santa's Workshop
10. Christmas Wish List Bar Graph

Name: _____ Date: _____

PLACE VALUE

cookie match-up

Directions: Identify the correct place value of each number. Then, draw a line to match the plate with the correct cookie.

86

358

672

994

Three hundreds,
five tens, and
eight ones

Eight tens
and six ones

Nine hundreds,
nine tens, and
four ones

Six hundreds,
seven tens, and
two ones

Name: _____ Date: _____

SKIP COUNTING

deck the halls

Directions: Skip count to find the missing numbers in each sequence.




Name: _____ Date: _____

DECORATE THE CHRISTMAS TREE

with even numbers

Directions: Identify all of the even numbers surrounding the tree. Then write the even numbers in the ornaments on the tree.



Name: _____ Date: _____

HELP THE ELVES

add and compare sums

Directions: Help the elves pack up the gifts by solving each problem correctly! First, find each sum. Then, compare the sums with the correct symbols.



$$\begin{array}{r} 45 \\ +32 \\ \hline \end{array}$$



$$\begin{array}{r} 65 \\ +19 \\ \hline \end{array}$$



$$\begin{array}{r} 78 \\ +14 \\ \hline \end{array}$$



$$\begin{array}{r} 27 \\ +55 \\ \hline \end{array}$$



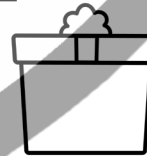
$$\begin{array}{r} 51 \\ +49 \\ \hline \end{array}$$



$$\begin{array}{r} 82 \\ +18 \\ \hline \end{array}$$



$$\begin{array}{r} 15 \\ +70 \\ \hline \end{array}$$



$$\begin{array}{r} 10 \\ +30 \\ \hline \end{array}$$


Name: _____ Date: _____

FACT FLUENCY

crack the code

Directions: Can you crack the code to answer the riddle? Solve each addition and subtraction problem. Then, find your answer down below and write the corresponding letter on the line.

Riddle: What kind of pictures do elves take?

E $\begin{array}{r} 20 \\ -16 \\ \hline \end{array}$	S $\begin{array}{r} 12 \\ +8 \\ \hline \end{array}$	F $\begin{array}{r} 10 \\ -4 \\ \hline \end{array}$
L $\begin{array}{r} 15 \\ +4 \\ \hline \end{array}$	I $\begin{array}{r} 18 \\ -11 \\ \hline \end{array}$	

$\underline{\quad\quad}$
 $\underline{\quad\quad}$
 $\underline{\quad\quad}$
 $\underline{\quad\quad}$
 $\underline{\quad\quad}$
 $\underline{\quad\quad}$
 $\underline{\quad\quad}$

4

19

6

7

4

20

Name: _____ Date: _____



Red = 30



Green = 10



Blue = 50



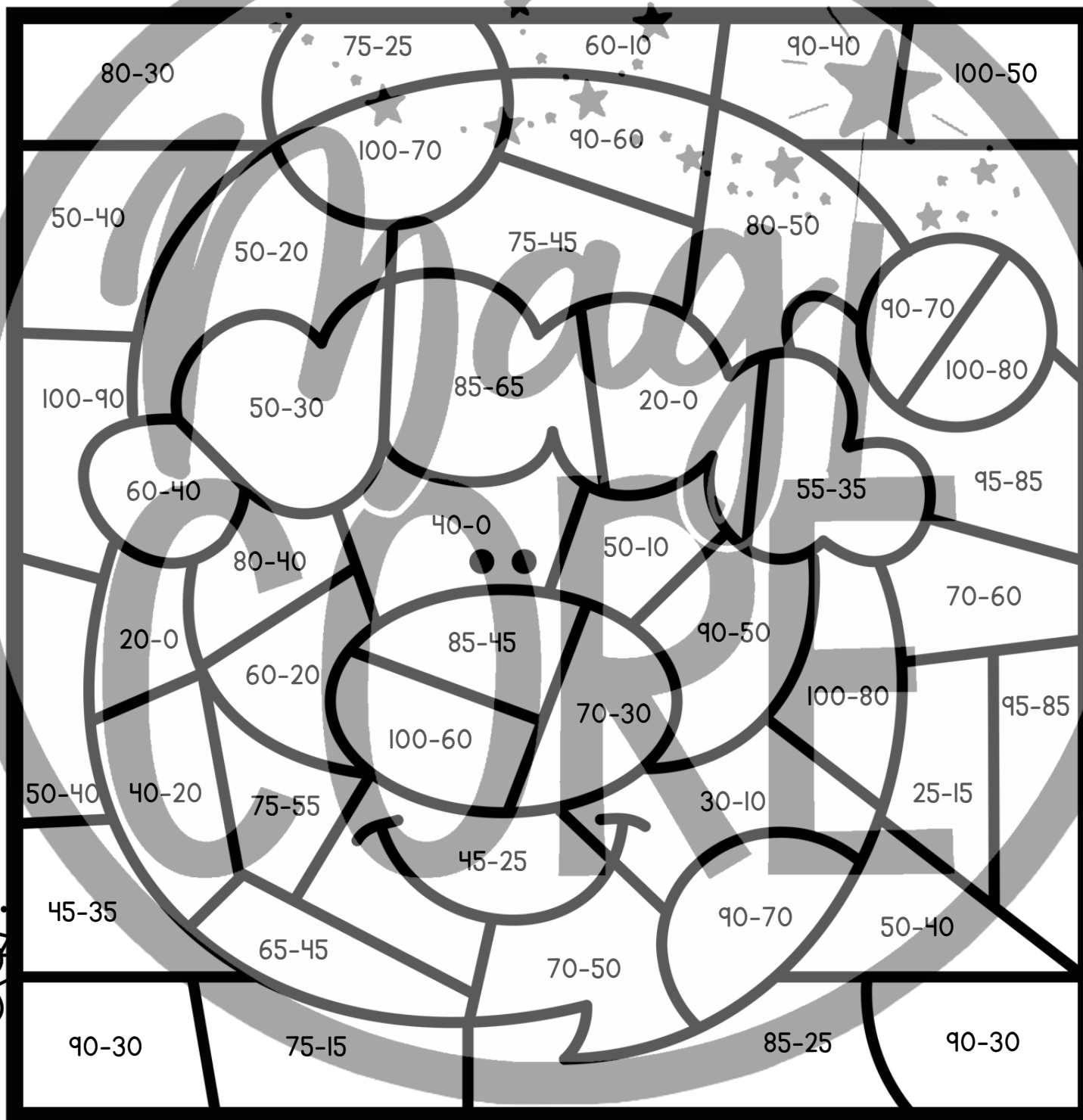
White = 20



Skin Tone = 40



Yellow = 60



Name: _____ Date: _____

ADDITION AND SUBTRACTION

word problems

Directions: Help Santa get back to the North Pole! Solve the word problems correctly to help him get home safely.



1. Kelly baked 25 Christmas cookies on Saturday. On Sunday, she baked 64 Christmas cookies. How many more cookies did she bake on Sunday than Saturday?

3. Carter went Christmas gift shopping with \$100. He purchased \$55 worth of toys, and \$36 dollars worth of shoes. How much money does Carter have left?

2. Elfie made 42 toys at the workshop. Buddy made 33 more toys than Elfie. How many toys did both elves make altogether?

4. Santa has 95 lights to decorate the North Pole. He uses 55 lights for his home, and 30 lights for the workshop. How many lights are not being used?

RECORD YOUR ANSWERS

- | | | |
|----|----|----|
| 1. | 2. | 3. |
| 4. | 5. | |

5. Hilary decorated 24 cookies on Monday and 12 cookies on Tuesday. Then, her family ate 6 cookies. How many cookies does she have left?



Name: _____ Date: _____



Red = 50



Green = 80



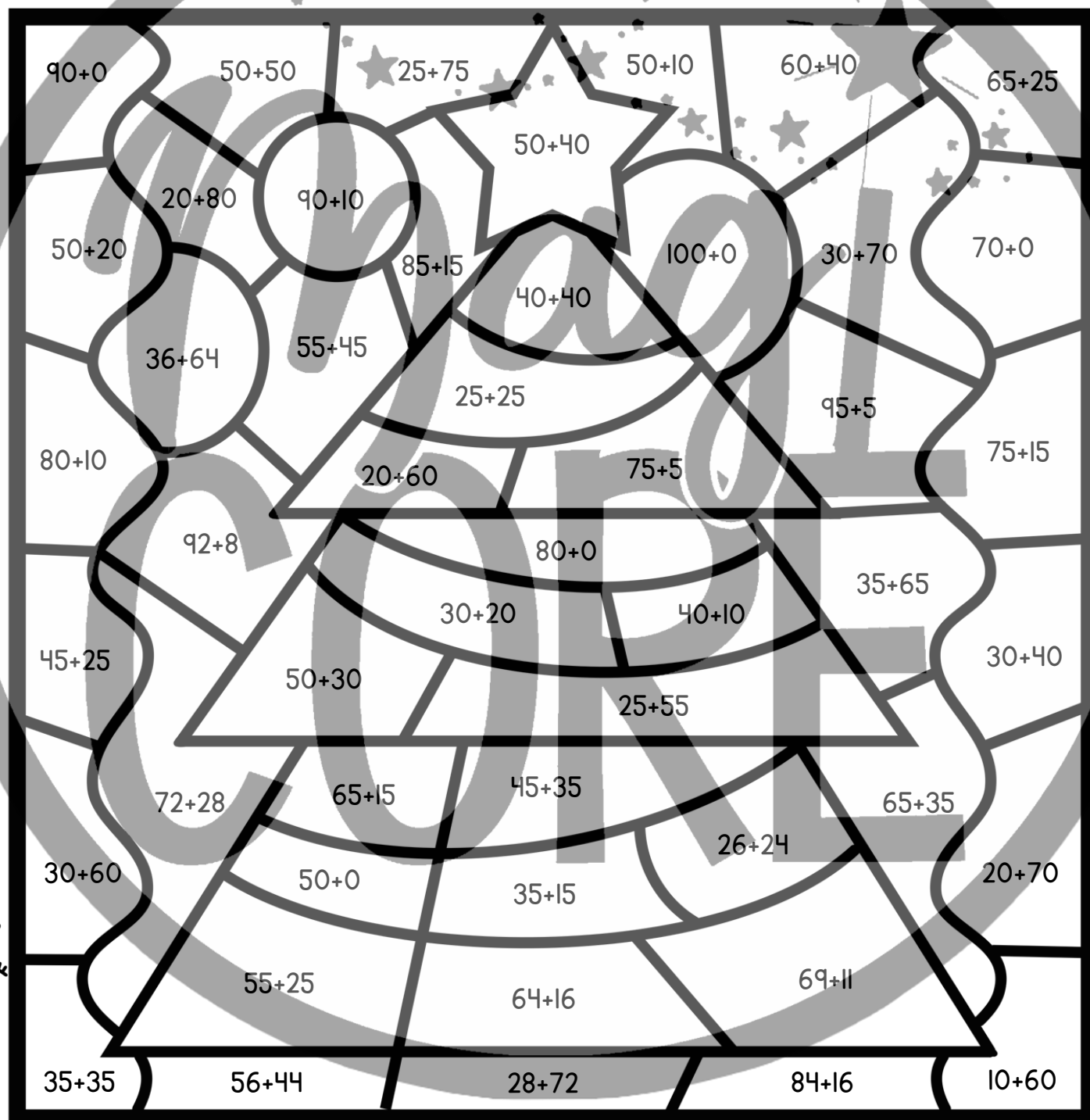
Blue = 70



Orange = 100



Yellow = 90




Name: _____ Date: _____

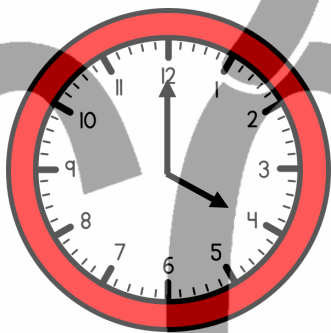
TELLING TIME

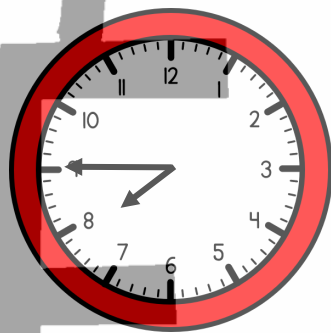
at santa's workshop


Directions: The elves are working hard to finish all of the toys for Christmas Eve! What time did the elves finish their toys?

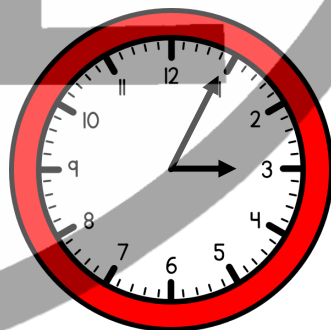












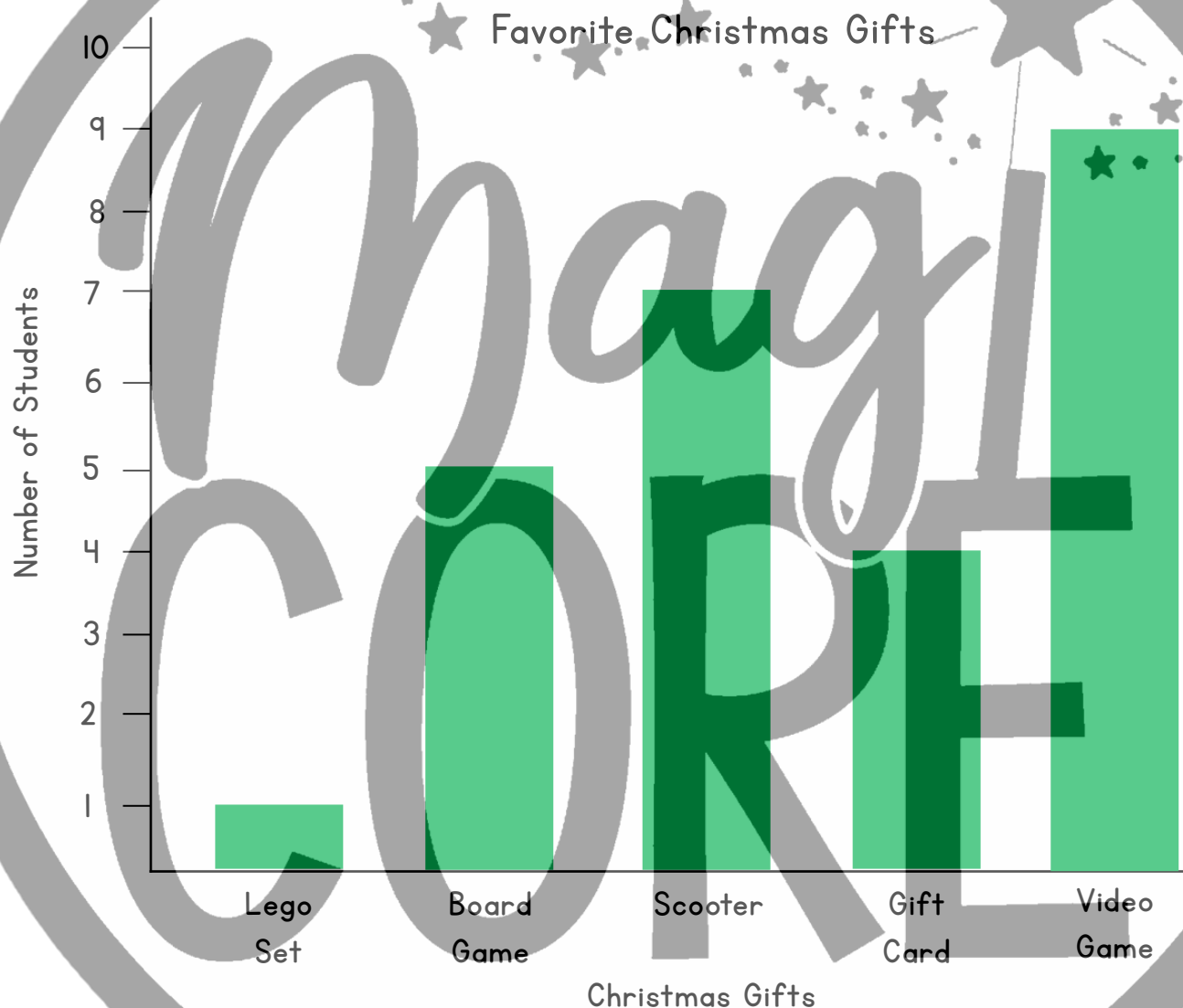


Name: _____ Date: _____

CHRISTMAS WISH LIST

bar graph

Directions: Ms. William's class voted on their favorite gifts they hoped to receive for Christmas. Review her class data in the bar graph below. Then, answer the questions.



- Which item is the most popular? _____
- How many more people chose a scooter than a Lego set? _____
- How many more votes would it take for a board game to tie with a video game? _____
- List the items from least favorite to most favorite. _____

Terms of Use



How Can I Use This Resource?

Thank you for trusting MagiCore. Our mission is to create resources that support teachers and promote student success. Please note that this resource is licensed for use by a single teacher in a classroom setting. If you need to use this resource with more than one teacher and/or across multiple classrooms, additional licenses are available at a discount. You can purchase additional licenses by visiting your TPT "Purchases" page and then selecting "Download Additional Licenses" or by contacting me at julie@magicorelearning.com.



Good to Go



Not O.K.

- Use this resource personally or with your own children.
 - Use this resource in your own classroom with your students.
 - Provide this resource to your students to use at your instruction.
 - Print and/or copy for use in your own classroom.
 - Provide printed pages to a substitute teacher with the sole purpose of instructing your students.
 - Share with your students via a secure document portal or electronic learning platform that requires individual user verification and limits access to only the students in your own classroom (e.g. Google Classroom).
 - Review this resource with others with the sole purpose of recommending it to others for purchase, provided you share one of the links below:
- Share with others to use personally.
 - Share with others to use in another classroom.
 - Print or copy any page(s) and distribute them to other teachers or other classrooms.
 - Publish or host online in a manner where any of the material is accessible to anyone who is not a student in your own classroom, including but not limited to personal, classroom, or district websites that are accessible to the general public.
 - Use this resource commercially (e.g. Outschool).
 - Publish, sell, or otherwise distribute this product to anyone in manner inconsistent with these terms of use.

<https://magicorelearning.com/>

<https://www.teacherspayteachers.com/Store/Magicore>

© Copyright 2015, 2022. All rights reserved. The unlicensed reproduction or distribution of this product is strictly prohibited. Permission is granted to the original purchaser or licensee to make copies to use with students and/or to assign to students digitally providing it is only available to students assigned directly to the purchaser. Placing this product in any manner that makes it accessible to the general public is strictly forbidden. Commercial use, including but not limited to online or in person classes, is prohibited. Contact julie@magicorelearning.com for commercial licensing information. Sharing without permission or hosting online in a public manner is a violation of the Digital Millennium Copyright Act (DMCA). These terms may be updated at any time. You can see the most up to date Terms of Use at

<https://magicorelearning.com/terms-of-use>.

Let's Connect!

www.magicorelearning.com



<https://www.teacherspayteachers.com/Store/Magicore>



<https://www.facebook.com/Magicorelearning/>



<https://www.instagram.com/magicorelearning>



<https://www.pinterest.com/magicorelearning/>



Julie@magicorelearning.com

Looking for more?

