

# Measurement

# & Data

task cards




2<sup>nd</sup>

GRADE

**MEASURING LENGTH** 23

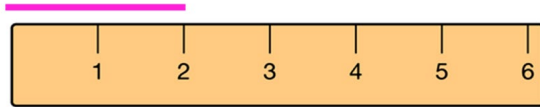
Measure the object to the nearest inch.  
Then, measure it to the nearest centimeter.



\_\_\_\_\_ inches long      \_\_\_\_\_ centimeters long

**1** **MEASURE WITH APPROPRIATE TOOLS**


Use the ruler to determine how long the line is.



**A. 2 inches**      **B. 3 inches**

**ESTIMATE LENGTHS** 13

A paper clip measures about 1 inch. Use the paper clip as a benchmark to estimate how much the object measures.

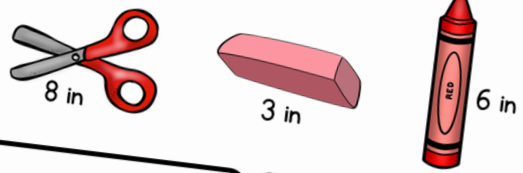


**= 4 paper clips**

The cookie is about \_\_\_\_\_ in long.

**MEASURE HOW MUCH LONGER** 13

The \_\_\_\_\_ is 3 in longer than the eraser.



**scissors**      **crayon**

**Print & Digital Bundle**  
(Google & Boom Cards™)



# What Is Included?

## Measurement & Data

- Measure Using Appropriate Tools
- Measuring Length
- Estimate Lengths
- Measure How Much Longer
- Length Word Problems
- Number Line Lengths
- Telling Time
- Money Word Problems
- Measurement Data
- Picture and Bar Graphs

# Print

## LENGTH WORD PROBLEMS

8

Tamara found her baby shoes in the closet! They are 4 inches long. Her new shoes are 9 inches long. How many inches longer are her new shoes than her baby shoes?

a. 4 inches

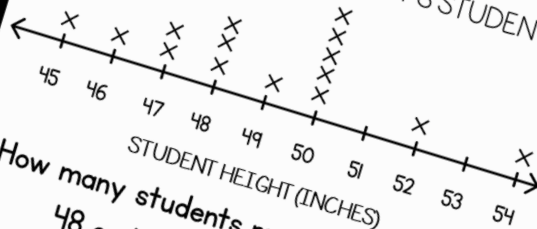
b. 5 inches

c. 6 inches

10

## MEASUREMENT DATA

HEIGHT OF MS. STUART'S STUDENTS



How many students measure 48 or less inches?

## TELLING TIME

What time is it?



A. 1:06

B. 6:10

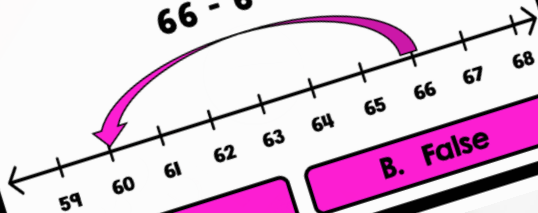
C. 1:30

D. 2:30

## NUMBER LINE LENGTHS

Use the number line to answer.  
True or False?

$$66 - 6 = 60$$



A. True

B. False

17

## MONEY WORD PROBLEMS



A box of cereal costs \$3.95. I pay with \$5.00. How much is my change?

A. \$1.05

B. \$2.05

C. \$1.95

# Google Slides

## MONEY WORD PROBLEMS

23



A new teddy bear costs \$15.00. A bowtie for the teddy bear costs \$3.00.

How much do both things cost together?

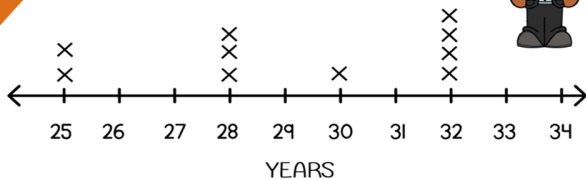
\$15.03

C. \$19.99

3

### MEASUREMENT DATA

AGE OF TEACHERS



How many teachers are there in all?

10

# Boom Learning

- Audio
- Self Grading
- Teacher Data



Preview

4

## PICTURE AND BAR GRAPHS

Use the pictures to complete the chart.

Quarters	Dimes	Nickels	Pennies

Navigation: Overview, First, Previous, Skip, Go up, Submit