

APRIL

Math Practice

Name: _____ Date: _____

MEASURING DISTANCE

in a spring scene

Directions: Measure the distance using centimeters. Record your answer.



A = _____
B = _____

Name: _____ Date: _____

SKIP-COUNTING

with eggs

Spring has arrived! Help the bunny skip-count the _____ by 5s, 10s, and 100s.



Name: _____ Date: _____

EARTH DAY

comparing numbers

Directions: Which recycling bin has more pieces of trash? Compare the numbers using the symbols $>$, $<$, or $=$.

1.  <input type="text"/> 	2.  <input type="text"/> 
3.  <input type="text"/> 	4.  <input type="text"/> 
5.  <input type="text"/> 	6.  <input type="text"/> 
7.  <input type="text"/> 	8.  <input type="text"/> 

2nd Grade





Name: _____ Date: _____

PLACE VALUE

within 1,000

Directions: Happy Earth Day! For numbers 1-4, write the place value for each number. For numbers 5-8, write the number that represents the place value.



Name: _____ Date: _____

SPRING FLOWERS

addition color by code

- Blue = 50
- Yellow = 100
- Pink = 60
- Purple = 70
- Brown = 20
- Green = 40
- Orange = 30
- White = 80

32+18 35+15 33+17

42+18 25+25 63+17

60+40 40+10 95+5 50+50

85+15 30+30 40+40 52+28

23+37 30+40 42+28

30+20 23+17 70+30 29+11 22+28

28+12 38+12 80+20 41+9 25+15

45+5 33+37 51+19 29+11

27+13 30+10 32+8

45+5 36+14 20+20 21+29 26+24

13+7 15+15 15+5 20+10 11+9 22+8



Variety of 2nd Grade Skills

Great for spiral review and repeated progress.



Name: _____ Date: _____

FACT FLUENCY

crack the code

Directions: Can you crack the code to answer the riddle? Solve each addition and subtraction problem. Then, find your answer down below and write the corresponding letter on the line.




Riddle: Why couldn't the fl

I	S
$\begin{array}{r} 82 \\ +18 \\ \hline \end{array}$	
A	L
$\begin{array}{r} 46 \\ +48 \\ \hline \end{array}$	

$$\begin{array}{r} 100 \\ - 65 \\ \hline \end{array}$$

$$\begin{array}{r} 92 \\ - 15 \\ \hline \end{array} \quad \begin{array}{r} 65 \\ - 65 \\ \hline \end{array}$$

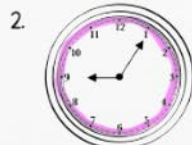


Name: _____ Date: _____

TELLING TIME

with analog and digital clocks

Directions: Our Earth Day superheroes are hard at work! Review the times they finished and draw a line to the matching analog and digital clocks.





Name: _____ Date: _____

MEASURING DISTANCE

in a real scene

Count the number of objects in the scene below in the spaces provided.



Name: _____ Date: _____

EARTH DAY

pictograph

Directions: Jasmine for Earth Day. The chart. Review her.

Jasmine
Nelle
Quincy
Coralee
Flynn

1. Who found 4?
2. Who found 3?
3. How many 2's?
4. How many 1's?
5. Who found 1?
6. How many 0's?

Name: _____ Date: _____

IDENTIFYING

2d shapes

Directions: April showers bring May flowers! Identify the names of each shape and write the names on the lines below.

A.

B.

C.

D.

E.

F.

G.

H.

A. _____

B. _____

C. _____

D. _____

E. _____

F. _____

G. _____

H. _____



April MATH

2nd grade

Table of Contents


*This product includes 10 math practice pages themed for April. Each practice page is a skill that students can master through routine practice.

1. Place Value Within 1,000
2. Skip-Counting with Eggs
3. Earth Day Comparing Numbers
4. Spring Flowers Addition Color by Code
5. Fact Fluency Crack the Code
6. Spring Peeps Subtraction Color by Code
7. Measuring Distance in a Spring Scene
8. Telling Time with Analog and Digital Clocks
9. Identifying 2D Shapes
10. Earth Day Pictograph




Name: _____ Date: _____







SKIP-COUNTING







with eggs












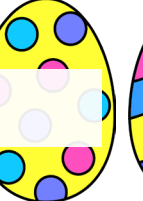

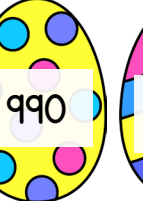

Directions: Spring has arrived! Help the bunny skip-count the eggs it found by 5s, 10s, and 100s.

1.         

2.         

3.         

4.         





5.         



Name: _____ Date: _____





EARTH DAY



comparing numbers





Directions: Which recycling bin has more pieces of trash? Compare the numbers using the symbols $>$, $<$, or $=$.



1.    





2.  



3.    

4.  

5.    

6.  

7.    

8.  

Name: _____ Date: _____

FACT FLUENCY

crack the code

Directions: Can you crack the code to answer the riddle? Solve each addition and subtraction problem. Then, find your answer down below and write the corresponding letter on the line.

Riddle: Why couldn't the flower ride its bike?



I 82 +18 ——	S 75 -34 ——	P 63 +29 ——	O 100 -54 ——
A 46 +48 ——	L 30 -17 ——	T 22 +43 ——	E 84 -69 ——

100 65 13 46 41 65 100 95 78

92 15 65 94 13 41 !

Name: _____

Date: _____

SPRING PEEPS

subtraction color by code



Purple = 10



Green = 20



Yellow = 30



Blue = 40



Pink = 50

40-20 35-15 28-8 32-12

20-10 85-45 64-34 25-15

100-50 100-90 98-88

24-14 85-75 42-12 80-50

44-34 92-62 30-0 87-77

90-60 63-53 19-9

58-28 79-49 27-17 85-35 35-25

15-5 100-60

50-30 55-35 70-50 100-80

Name: _____

Date: _____


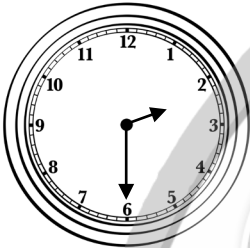
TELLING TIME

with analog and digital clocks


Directions: Our Earth Day superheroes are hard at work! Review the times they finished and draw a line to the matching analog and digital clocks.



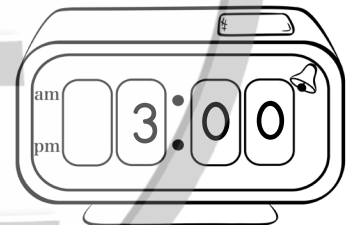

1.





2.




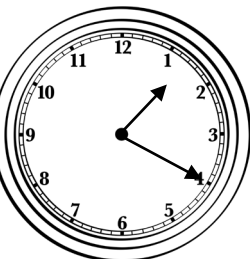
3.



4.



5.



Terms of Use



How Can I Use This Resource?

Thank you for trusting MagiCore. Our mission is to create resources that support teachers and promote student success. Please note that this resource is licensed for use by a single teacher in a classroom setting. If you need to use this resource with more than one teacher and/or across multiple classrooms, additional licenses are available at a discount. You can purchase additional licenses by visiting your TPT "Purchases" page and then selecting "Download Additional Licenses" or by contacting me at julie@magicorelearning.com.



Good to Go



Not O.K.

- Use this resource personally or with your own children.
 - Use this resource in your own classroom with your students.
 - Provide this resource to your students to use at your instruction.
 - Print and/or copy for use in your own classroom.
 - Provide printed pages to a substitute teacher with the sole purpose of instructing your students.
 - Share with your students via a secure document portal or electronic learning platform that requires individual user verification and limits access to only the students in your own classroom (e.g. Google Classroom).
 - Review this resource with others with the sole purpose of recommending it to others for purchase, provided you share one of the links below:
- Share with others to use personally.
 - Share with others to use in another classroom.
 - Print or copy any page(s) and distribute them to other teachers or other classrooms.
 - Publish or host online in a manner where any of the material is accessible to anyone who is not a student in your own classroom, including but not limited to personal, classroom, or district websites that are accessible to the general public.
 - Use this resource commercially (e.g. Outschool).
 - Publish, sell, or otherwise distribute this product to anyone in manner inconsistent with these terms of use.

<https://magicorelearning.com/>

<https://www.teacherspayteachers.com/Store/Magicore>

Let's Connect!

www.magicorelearning.com



<https://www.teacherspayteachers.com/Store/Magicore>



<https://www.facebook.com/Magicorelearning/>



<https://www.instagram.com/magicorelearning>



<https://www.pinterest.com/magicorelearning/>



Julie@magicorelearning.com

Looking for more?

