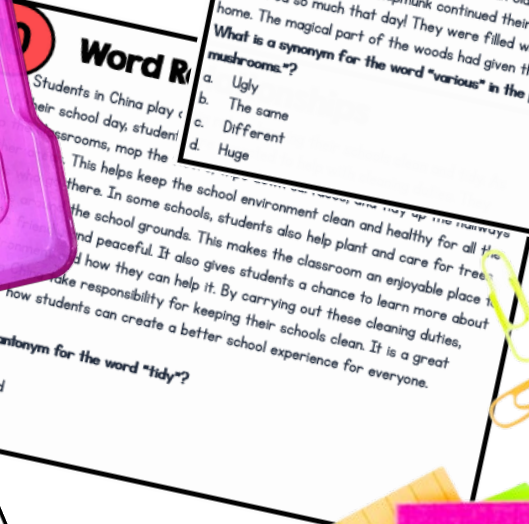
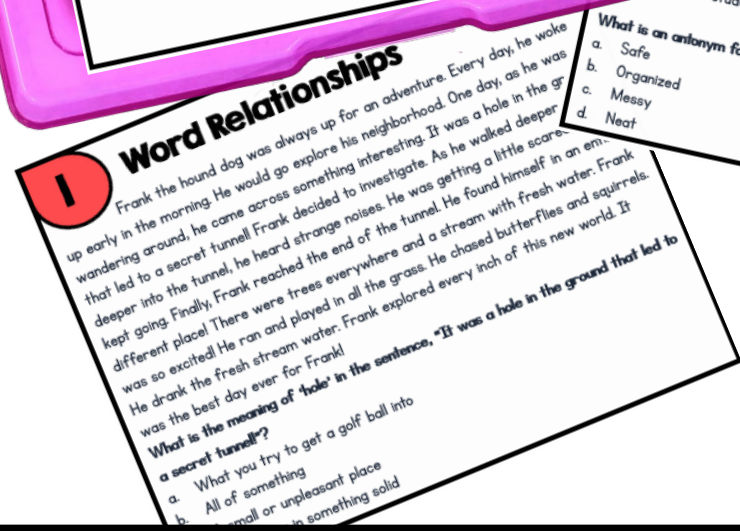
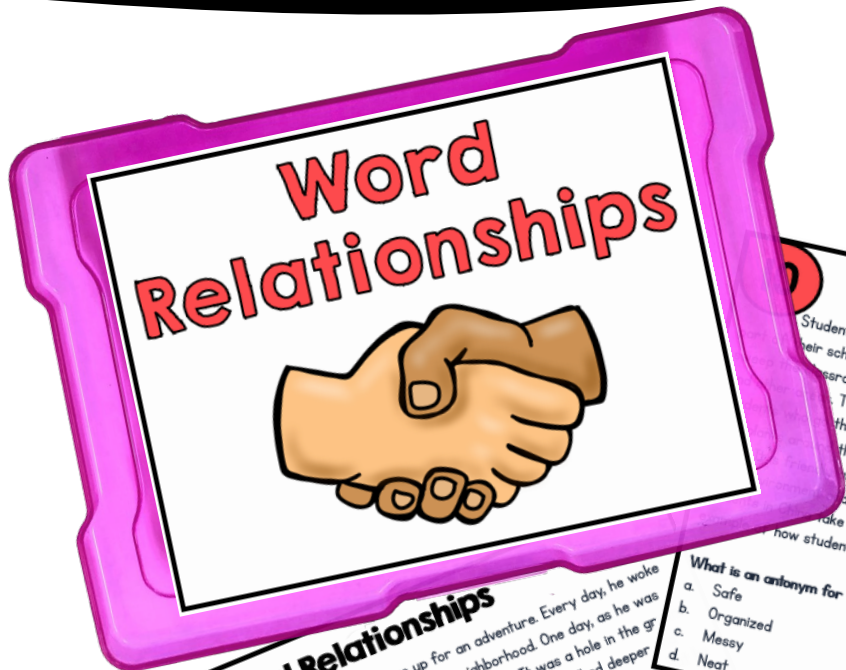


# VOCA BULARY WORD RELATIONSHIPS

task cards



2nd & 3rd  
GRADE



# Ways to Use Task Cards

1. **Centers**
2. **Scoot:** Pass out one card for each student. Set a timer and say, “Scoot!” when the timer goes off. Students move seats to the next card. They continue to rotate until they are back at their original seats.
3. **Scavenger Hunt:** Hide cards around the room. Students search for cards and answer them.
4. **Jenga:** Number Jenga blocks. Students stack the blocks, then take turns pulling them. Students answer the corresponding number card.
5. **Whole-Class Practice:** Teacher displays card on the projector. Students answer on mini whiteboards.
6. **Exit Tickets:** Give each student a task card at the end of the lesson. Have them answer on a sticky note.

## 1 Word Relationships

Frank the hound dog was always up for an adventure. Every day, he woke up early in the morning. He would go explore his neighborhood. One day, as he was wandering around, he came across something interesting. It was a hole in the ground that led to a secret tunnel! Frank decided to investigate. As he walked deeper and deeper into the tunnel, he heard strange noises. He was getting a little scared, but he kept going. Finally, Frank reached the end of the tunnel. He found himself in an entirely different place! There were trees everywhere and a stream with fresh water. Frank was so excited! He ran and played in all the grass. He chased butterflies and squirrels. He drank the fresh stream water. Frank explored every inch of this new world. It was the best day ever for Frank!

**What is the meaning of 'hole' in the sentence, "It was a hole in the ground that led to a secret tunnel"?**

- a. What you try to get a golf ball into
- b. All of something
- c. A small or unpleasant place
- d. An opening in something solid

## 2 Word Relationships

Let's go to the beach! Follow these steps to prepare:

First, gather your beach supplies. You will need a bathing suit and towel (or blanket). Pack sunscreen, a hat, and sunglasses for protection from the sun. Get water bottles to stay hydrated. Next, choose a comfortable outfit for the day. You also need a pair of comfortable sandals. Now pack all the items in a beach bag so they are easier to carry. Keep the sunscreen, water bottles, and hats at the top of the bag so they are easier to get to. Then add snacks to the bag. Foods like granola bars and fresh fruit will help keep energy levels up all day. Don't forget to pack a beach toy or two! Frisbees, kites, shovels, and pails are always fun at the beach. Make sure you have a life jacket or floaties for those who can't swim yet. Now you're all ready to enjoy a day at the beach! Have fun!

**Which word is a homophone for the word "two"?**

- a. Negative two
- b. Too
- c. Equal to the sum of one plus one
- d. Two

## 3 Word Relationships

Samantha loved exploring the outdoors. She often journeyed through the forest. She enjoyed looking for curious creatures and hidden gems.

One day, Samantha was walking along the path. She heard a loud call. She stopped to investigate. Samantha realized it was coming from an old cabin. No one had lived in the cabin for many years. Samantha was confused. Slowly, Samantha opened the door. She found a small group of raccoons inside. The mother raccoon was calling out in distress. Samantha looked around the cabin a bit. Then she saw the problem. One of the babies was stuck in the chimney! Samantha grabbed a ladder from outside and climbed up to the chimney. She carefully pulled out the baby raccoon and carried it back down to safety. The mother was so happy that she thanked Samantha with a big hug.

**What does 'distress' mean in the sentence, "The mother raccoon was calling out in distress"?**

- a. Extreme worry
- b. Anger
- c. Excitement
- d. Annoyance

## 4 Word Relationships

The United States Constitution is an important document. It helps to protect our freedoms. It was written in 1787. A group of people known as the Founding Fathers wrote it. The Constitution outlines the system of government for our country. It sets out rights for all citizens. The Constitution also has rules about how laws can be made and enforced. Our government today is based on the Constitution. It is still important to our world. The Constitution ensures that everyone has equal rights and privileges. The Constitution protects us from unfair rulers. It also helps keep our democracy safe. The Constitution is one of the most important documents in our nation's history.

**What is an antonym for the word "ensures" as it is used in the sentence, "The Constitution ensures that everyone has equal rights and privileges."?**

- a. Secures
- b. Insures
- c. Endangers
- d. Makes sure

# Answer Sheet

Name: \_\_\_\_\_ Date: \_\_\_\_\_

Card #	Answer	Card #	Answer
1.		16.	
2.		17.	
3.		18.	
4.		19.	
5.		20.	
6.		21.	
7.		22.	
8.		23.	
9.		24.	
10.		25.	
11.		26.	
12.		27.	
13.		28.	
14.		29.	
15.		30.	

# Answer Sheet

Name: \_\_\_\_\_ Date: \_\_\_\_\_

Card #	Answer	Card #	Answer
1.		16.	
2.		17.	
3.		18.	
4.		19.	
5.		20.	
6.		21.	
7.		22.	
8.		23.	
9.		24.	
10.		25.	
11.		26.	
12.		27.	
13.		28.	
14.		29.	
15.		30.	

# Terms of Use



## How Can I Use This Resource?

Thank you for trusting MagiCore. Our mission is to create resources that support teachers and promote student success. Please note that this resource is licensed for use by a single teacher in a classroom setting. If you need to use this resource with more than one teacher and/or across multiple classrooms, additional licenses are available at a discount. You can purchase additional licenses by visiting your TPT "Purchases" page and then selecting "Download Additional Licenses" or by contacting me at [julie@magicorelearning.com](mailto:julie@magicorelearning.com).



Good to Go



Not O.K.

- Use this resource personally or with your own children
  - Use this resource in your own classroom with your students.
  - Provide this resource to your students to use at your instruction.
  - Print and/or copy for use in your own classroom.
  - Provide printed pages to a substitute teacher with the sole purpose of instructing your students.
  - Share with your students via a secure document portal or electronic learning platform that requires individual user verification and limits access to only the students in your own classroom (e.g. Google Classroom)
  - Review this resource with others with the sole purpose of recommending it to others for purchase, provided you share one of the links below:
- Share with others to use personally.
  - Share with others to use in another classroom.
  - Print or copy any page(s) and distribute them to other teachers or other classrooms.
  - Publish or host online in a manner where any of the material is accessible to anyone who is not a student in your own classroom, including but not limited to personal, classroom, or district websites that are accessible to the general public.
  - Use this resource commercially (e.g. Outschool).
  - Publish, sell, or otherwise distribute this product to anyone in manner inconsistent with these terms of use.

<https://magicorelearning.com/>

<https://www.teacherspayteachers.com/Store/Magicore>

© Copyright 2023. All rights reserved. The unlicensed reproduction or distribution of this product is strictly prohibited. Permission is granted to the original purchaser or licensee to make copies to use with students and/or to assign to students digitally providing it is only available to students assigned directly to the purchaser. Placing this product in any manner that makes it accessible to the general public is strictly forbidden. Commercial use, including but not limited to online or in person classes, is prohibited. Contact [julie@magicorelearning.com](mailto:julie@magicorelearning.com) for commercial licensing information. Sharing without permission or hosting online in a public manner is a violation of the Digital Millennium Copyright Act (DMCA). These terms may be updated at any time. You can see the most up to date Terms of Use at <https://magicorelearning.com/terms-of-use>.



# Let's Connect!

[www.magicorelearning.com](http://www.magicorelearning.com)



<https://www.teacherspayteachers.com/Store/Magicore>



<https://www.facebook.com/Magicorelearning/>



<https://www.instagram.com/magicorelearning>




<https://www.pinterest.com/magicorelearning/>



[Julie@magicorelearning.com](mailto:Julie@magicorelearning.com)

Looking for more?



# CREDITS

Bossaball photo: Pedroromero2 at the English-language Wikipedia, CC BY-SA 3.0 <<http://creativecommons.org/licenses/by-sa/3.0/>>, via Wikimedia Commons <https://commons.wikimedia.org/wiki/File:Bossaball-102.jpg>

Claude Monet photo: Nadar, Public domain, via Wikimedia Commons [https://commons.wikimedia.org/wiki/File:Claude\\_Monet\\_1899\\_Nadar\\_crop.jpg](https://commons.wikimedia.org/wiki/File:Claude_Monet_1899_Nadar_crop.jpg)

Eucalyptus trunk photo: Forest & Kim Starr, CC BY 3.0 US <<https://creativecommons.org/licenses/by/3.0/us/deed.en>>, via Wikimedia Commons [https://commons.wikimedia.org/wiki/File:Starr-090618-1062-Eucalyptus\\_deglupta-trunk\\_and\\_bark-Hana\\_Hwy-Maui\\_\(24670004300\).jpg](https://commons.wikimedia.org/wiki/File:Starr-090618-1062-Eucalyptus_deglupta-trunk_and_bark-Hana_Hwy-Maui_(24670004300).jpg)

Eucalyptus flowers photo: Forest & Kim Starr, CC BY 3.0 US. <<https://creativecommons.org/licenses/by/3.0/us/deed.en>>, via Wikimedia Commons [https://commons.wikimedia.org/wiki/File:Starr-090618-1057-Eucalyptus\\_deglupta-leaves\\_and\\_flowers-Hana\\_Hwy-Maui\\_\(24872168841\).jpg](https://commons.wikimedia.org/wiki/File:Starr-090618-1057-Eucalyptus_deglupta-leaves_and_flowers-Hana_Hwy-Maui_(24872168841).jpg)

Eucalyptus leaves photo: Forest & Kim Starr, CC BY 3.0 US. <<https://creativecommons.org/licenses/by/3.0/us/deed.en>>, via Wikimedia Commons [https://commons.wikimedia.org/wiki/File:Starr-130214-1577-Eucalyptus\\_deglupta-leaves-Waihee-Maui\\_\(24838122619\).jpg](https://commons.wikimedia.org/wiki/File:Starr-130214-1577-Eucalyptus_deglupta-leaves-Waihee-Maui_(24838122619).jpg)

Lever diagram: Biology mama53, CC0, via Wikimedia Commons [https://commons.wikimedia.org/wiki/File:Parts\\_of\\_a\\_Lever.png](https://commons.wikimedia.org/wiki/File:Parts_of_a_Lever.png)

Seesaw photo: Ezarate, CC BY-SA 4.0 <<https://creativecommons.org/licenses/by-sa/4.0/>>, via Wikimedia Commons <https://commons.wikimedia.org/wiki/File:Subibajas-Tandil.jpg>

Tanzania city map: Directorate of Intelligence, CIA, Public domain, via Wikimedia Commons [https://commons.wikimedia.org/wiki/File:Tanzania\\_CIA\\_map.gif](https://commons.wikimedia.org/wiki/File:Tanzania_CIA_map.gif)

Tanzania map: Aquintero82, CC BY-SA 4.0 <<https://creativecommons.org/licenses/by-sa/4.0/>>, via Wikimedia Commons [https://commons.wikimedia.org/wiki/File:Brazil\\_Tanzania Locator.png](https://commons.wikimedia.org/wiki/File:Brazil_Tanzania Locator.png)

Victoria crowned pigeon photo: JavAlvarezS, CC BY-SA 4.0 <<https://creativecommons.org/licenses/by-sa/4.0/>>, via Wikimedia Commons [https://commons.wikimedia.org/wiki/File:Victoria\\_crowned\\_pigeon\\_zoo.jpg](https://commons.wikimedia.org/wiki/File:Victoria_crowned_pigeon_zoo.jpg)

